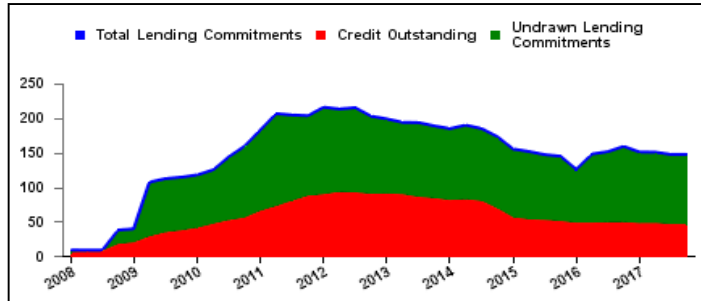


## Weekly Report on Key Financial Statistics

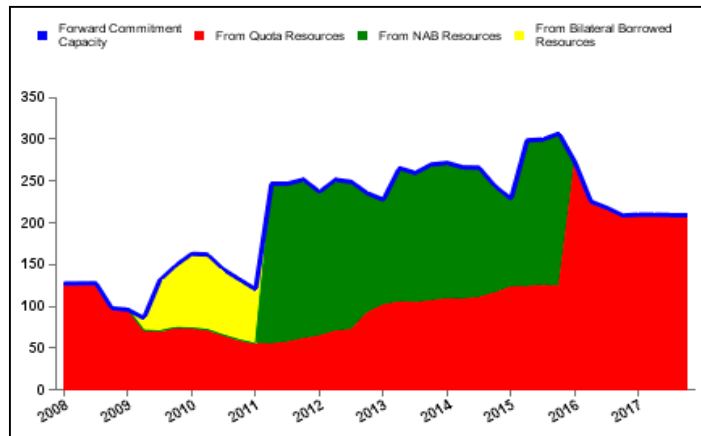
**Table 1. Key Indicators 1/**  
as of October 05, 2017

(In billions of SDRs, unless indicated otherwise)

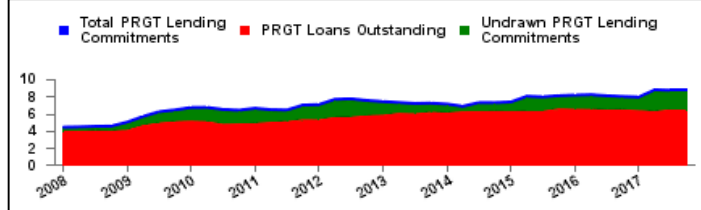
| <b>GRA Lending and Resources</b>                  | SDR   | USD   |
|---|-------|-------|
| I. Total Lending Commitments, of which:           | 147.3 | 207.5 |
| Undrawn Lending Commitments                       | 101.1 | 142.4 |
| Credit Outstanding                                | 46.2  | 65.1  |
| II. Forward Commitment Capacity (FCC)             | 209.4 | 295.0 |
| III. Unactivated Borrowed Resources, of which: 2/ | 327.3 | 461.1 |
| NAB   | 113.2 | 159.5 |
| Bilateral Borrowing Agreements                    | 214.0 | 301.5 |
| IV. Total GRA Resources (I. + II. + III.)         | 683.9 | 963.6 |



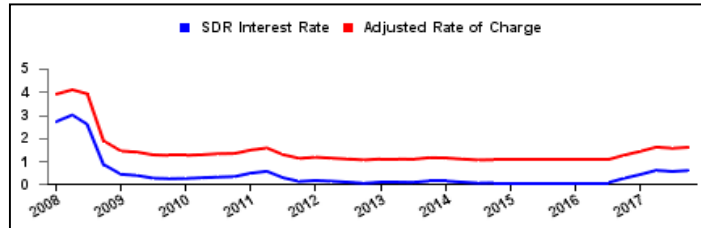
| <b>Forward Commitment Capacity (FCC)</b>                  | SDR   | USD   |
|---|-------|-------|
| I. Usable resources (a) + (b)                             | 389.3 | 548.5 |
| (a) Fund quota resources                                  | 385.7 | 543.5 |
| (b) Fund borrowed resources                               | 3.6   | 5.1   |
| II. Undrawn balances under GRA lending commitments        | 101.1 | 142.4 |
| III. Uncommitted usable resources ( I - II )              | 288.3 | 406.1 |
| IV. Repurchases one-year forward                          | 3.8   | 5.3   |
| V. Repayments of borrowed resources one-year forward      | 2.7   | 3.9   |
| VI. Prudential balance                                    | 79.9  | 112.6 |
| VII. Forward commitment capacity ( III + IV - V - VI ) 3/ | 209.4 | 295.0 |
| (a) From Quota resources                                  | 209.4 | 295.0 |
| (b) From NAB resources                                    | --    | --    |
| (c) From Bilateral Borrowed resources                     | --    | --    |



| <b>PRGT Lending and Resources</b>           | SDR  | USD  |
|---|------|------|
| I. Total Lending Commitments, of which:     | 8.7  | 12.2 |
| Ia. Undrawn lending commitments             | 2.2  | 3.1  |
| Ib. Loans Outstanding                       | 6.5  | 9.1  |
| II. Undrawn Loan Resources                  | 14.4 | 20.2 |
| III. Uncommitted Loan Resources (II. - Ia.) | 12.1 | 17.1 |



| <b>Rates</b>                  | Percent |
|-------------------------------|---------|
| 1 SDR = USD                   | 1.40891 |
| SDR Interest Rate             | 0.583   |
| Adjusted Rate of Charge       | 1.588   |
| Adjusted Rate of Remuneration | 0.579   |



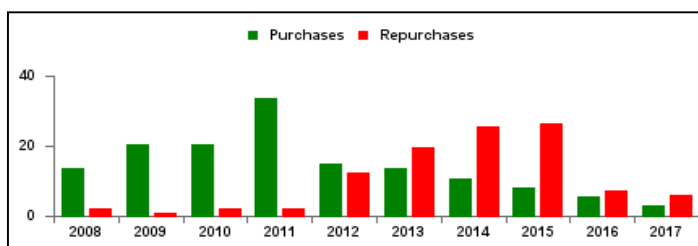
1/ -- Indicates zero value, zero indicates amounts less than SDR 0.05 billion. Totals may not add due to rounding.

2/ Excludes 20% prudential balance and borrowing lines of participants/members that are currently not in the FTP; for the NAB, also excludes borrowing lines of participants that have not yet adhered to the NAB as well as any outstanding NAB claims and undrawn committed resources under current NAB-eligible arrangements.

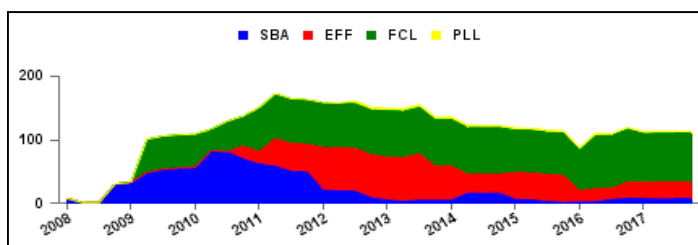
3/ Does not include the Bilateral Borrowing Agreements (activated only if the modified FCC is at or below SDR 100 billion).

**Table 2a. Use of GRA Resources 1/**  
as of October 05, 2017  
(In billions of SDRs, unless indicated otherwise)

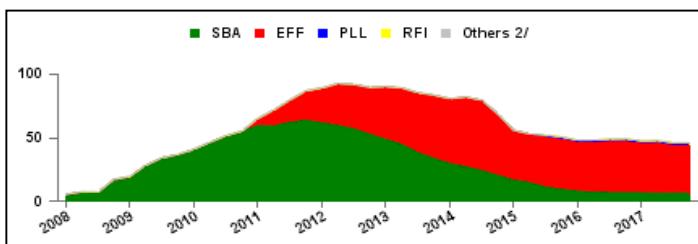
| GRA Lending (Calendar year to date) | SDR | USD  |
|-------------------------------------|-----|------|
| Purchases                           | 3.0 | 4.2  |
| Financed by Quota Resources         | 2.5 | 3.6  |
| Financed by Borrowings              | 0.4 | 0.6  |
| Repurchases                         | 6.0 | 8.5  |
| Commitments Approved                | 7.6 | 10.7 |



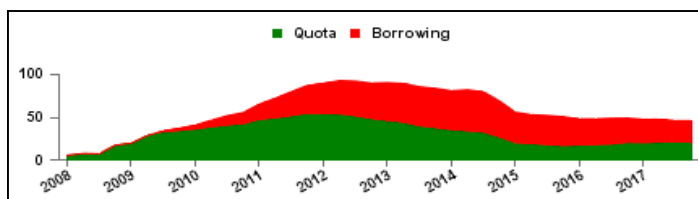
| Commitments Under Current GRA Arrangements | Number of | SDR   | USD   |
|--|-----------|-------|-------|
| Standby Arrangement (SBA)                  | 5         | 6.7   | 9.5   |
| Extended Fund Facility (EFF)               | 11        | 26.5  | 37.4  |
| Flexible Credit Line (FCL)                 | 3         | 77.1  | 108.6 |
| Precautionary and Liquidity Line (PLL)     | 1         | 2.5   | 3.5   |
| Total Current Arrangements                 | 20        | 112.8 | 159.0 |



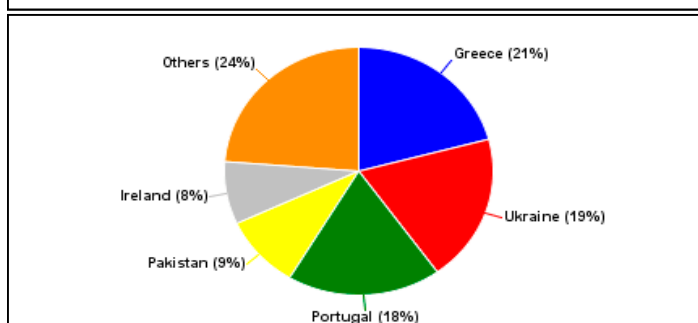
| Credit Outstanding by Facility         | SDR  | USD  |
|--|------|------|
| Standby Arrangement (SBA)              | 6.6  | 9.3  |
| Extended Fund Facility (EFF)           | 38.4 | 54.2 |
| Flexible Credit Line (FCL)             | --   | --   |
| Precautionary and Liquidity Line (PLL) | --   | --   |
| Rapid Financing Instrument (RFI)       | 1.2  | 1.6  |
| Others 2/                              | 0.0  | 0.0  |
| Total Credit Outstanding               | 46.2 | 65.1 |



| Credit Outstanding by Financing Sources | SDR  | USD  |
|---|------|------|
| Financed by Quota Resources             | 20.1 | 28.3 |
| Financed by Borrowings                  | 26.1 | 36.8 |
| Total Credit Outstanding                | 46.2 | 65.1 |



| Largest 5 Exposures 3/ | Credit Outstanding |                 |
|------------------------|--------------------|-----------------|
|                        | SDR                | As a % of quota |
| Greece                 | 9.6                | 397             |
| <b>Ukraine</b>         | 8.9                | 442             |
| Portugal               | 8.5                | 415             |
| Pakistan               | 4.4                | 216             |
| Ireland                | 3.8                | 109             |



1/ -- Indicates zero value, zero indicates amounts less than SDR 0.05 billion. Totals may not add due to rounding.

2/ Includes outstanding credit under the former Compensatory Financing Facility; for the chart also includes outstanding credit under the former Emergency Post Conflict and Natural Disaster Assistance policy.

3/ Members with current arrangements are bolded.

**Table 2b. Current Financial Arrangements (GRA)**  
as of October 05, 2017  
(In millions of SDRs, unless indicated otherwise) 1/

| Member  | Amount Committed | Amount Undrawn | Amount Drawn  | Credit Outstanding |                 | Period of Arrangement |                 |
|---|------------------|----------------|---------------|--------------------|-----------------|-----------------------|-----------------|
|   |                  |                |               | Amount 2/          | As a % of Quota | Effective Date        | Expiration Date |
| <b>Standby Arrangement (5)</b>  | <b>6,749</b>     | <b>5,254</b>   | <b>1,494</b>  | <b>2,944</b>       |                 |                       |                 |
| Honduras 3/   | 78               | 78             | --            | --                 | --              | 03-Dec-14             | 02-Dec-17       |
| Iraq  | 3,831            | 2,337          | 1,494         | 2,386              | 143             | 07-Jul-16             | 06-Jul-19       |
| Jamaica 3/  | 1,195            | 1,195          | --            | 559                | 146             | 11-Nov-16             | 10-Nov-19       |
| Kenya 3/  | 709              | 709            | --            | --                 | --              | 14-Mar-16             | 13-Mar-18       |
| Serbia 3/   | 935              | 935            | --            | --                 | --              | 23-Feb-15             | 22-Feb-18       |
| <b>Extended Fund Facility (11)</b>  | <b>26,528</b>    | <b>16,235</b>  | <b>10,293</b> | <b>15,129</b>      |                 |                       |                 |
| Bosnia-Herzegovina  | 443              | 380            | 63            | 301                | 114             | 07-Sep-16             | 06-Sep-19       |
| Cote d'Ivoire   | 434              | 323            | 111           | 111                | 17              | 12-Dec-16             | 11-Dec-19       |
| Egypt   | 8,597            | 5,731          | 2,866         | 2,866              | 141             | 11-Nov-16             | 10-Nov-19       |
| Gabon   | 464              | 393            | 71            | 71                 | 33              | 19-Jun-17             | 18-Jun-20       |
| Georgia   | 210              | 180            | 30            | 110                | 52              | 12-Apr-17             | 11-Apr-20       |
| Jordan  | 515              | 412            | 103           | 966                | 282             | 24-Aug-16             | 23-Aug-19       |
| Moldova   | 86               | 59             | 28            | 128                | 74              | 07-Nov-16             | 06-Nov-19       |
| Mongolia  | 315              | 287            | 28            | 28                 | 39              | 24-May-17             | 23-May-20       |
| Sri Lanka   | 1,071            | 711            | 360           | 360                | 62              | 03-Jun-16             | 02-Jun-19       |
| Tunisia   | 2,046            | 1,591          | 455           | 1,295              | 238             | 20-May-16             | 19-May-20       |
| Ukraine   | 12,348           | 6,170          | 6,178         | 8,894              | 442             | 11-Mar-15             | 10-Mar-19       |
| <b>Flexible Credit Line (3)</b>   | <b>77,069</b>    | <b>77,069</b>  | --            | --                 |                 |                       |                 |
| Colombia 3/   | 8,180            | 8,180          | --            | --                 | --              | 13-Jun-16             | 12-Jun-18       |
| Mexico 3/   | 62,389           | 62,389         | --            | --                 | --              | 27-May-16             | 26-May-18       |
| Poland 3/   | 6,500            | 6,500          | --            | --                 | --              | 13-Jan-17             | 12-Jan-19       |
| <b>Precautionary and Liquidity Line (1)</b>   | <b>2,504</b>     | <b>2,504</b>   | --            | --                 |                 |                       |                 |
| Morocco 3/  | 2,504            | 2,504          | --            | --                 | --              | 22-Jul-16             | 21-Jul-18       |
| <b>Total Current GRA Arrangements (20)</b>  | <b>112,849</b>   | <b>101,063</b> | <b>11,787</b> | <b>18,074</b>      |                 |                       |                 |
| Memorandum Items:   |                  |                |               |                    |                 |                       |                 |
| Credit outstanding from members without current arrangement and outright disbursements. |                  |                |               | 28,166             |                 |                       |                 |
| Total Credit Outstanding.   |                  |                |               | 46,239             |                 |                       |                 |

1/ -- Indicates zero value, zero indicates amounts less than SDR 0.5 million. Totals may not add due to rounding

2/ Includes credit outstanding under expired arrangements and outright disbursements.

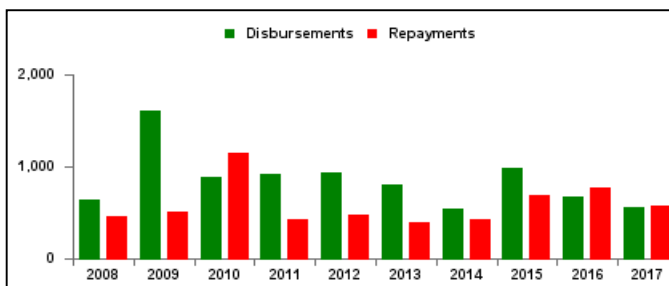
3/ Treated as precautionary by the authorities upon approval of the program.

**Table 3a. Use of Concessional PRGT Resources 1/**

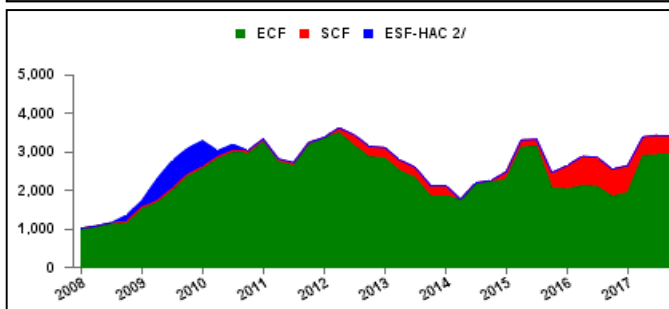
as of October 05, 2017

(In millions of SDRs, unless indicated otherwise)

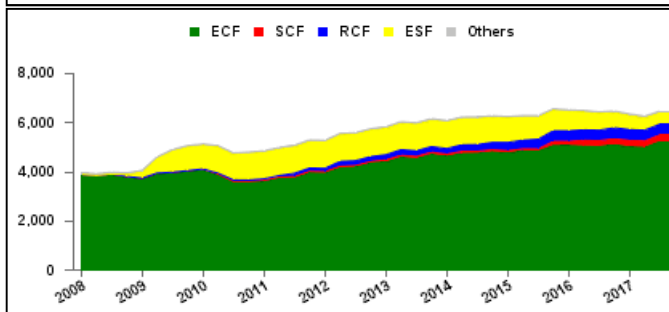
| PRGT Lending (Calendar year to date) | SDR     | USD     |
|--------------------------------------|---------|---------|
| Disbursements                        | 562.0   | 791.9   |
| Repayments                           | 567.4   | 799.4   |
| Commitments Approved                 | 1,451.5 | 2,045.1 |



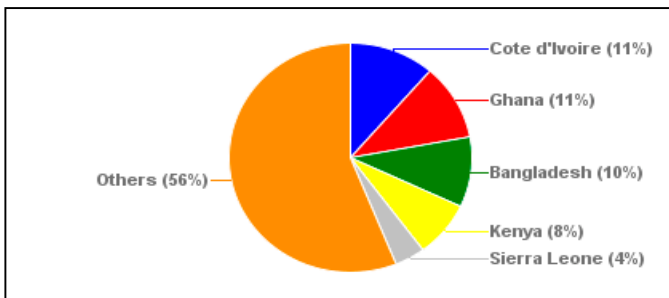
| Commitments Under Current PRGT Arrangements | Number of | SDR     | USD     |
|---|-----------|---------|---------|
| Extended Credit Facility (ECF)              | 17        | 2,943.4 | 4,147.0 |
| Standby Credit Facility (SCF)               | 2         | 498.8   | 702.8   |
| Total Current Arrangements                  | 19        | 3,442.2 | 4,849.8 |



| Loans Outstanding by Facility            | SDR     | USD     |
|--|---------|---------|
| Extended Credit Facility (ECF)           | 5,233.3 | 7,373.3 |
| Standby Credit Facility (SCF)            | 274.2   | 386.4   |
| Rapid Credit Facility (RCF)              | 439.7   | 619.4   |
| (former) Exogenous Shocks Facility (ESF) | 455.5   | 641.8   |
| Others 3/                                | 74.5    | 105.0   |
| Total Loans Outstanding                  | 6,477.3 | 9,125.9 |



| Largest 5 Exposures 4/ | Loans Outstanding |                 |
|------------------------|-------------------|-----------------|
|                        | SDR               | As a % of quota |
| <b>Cote d'Ivoire</b>   | 735.8             | 113             |
| <b>Ghana</b>           | 694.9             | 94              |
| Bangladesh             | 640.0             | 60              |
| <b>Kenya</b>           | 509.1             | 94              |
| <b>Sierra Leone</b>    | 262.2             | 126             |



1/ – Indicates zero value, zero indicates amounts less than SDR 0.05 million. Totals may not add due to rounding.

2/ The last commitment under the old ESF-HAC Facility expired on December 3, 2011.

3/ Includes outstanding and overdue loans under the (former) Structural Adjustment Facility and Trust Fund.

4/ Members with current arrangements are bolded.

**Table 3b. Current Financial Arrangements (PRGT)**  
as of October 05, 2017  
(In millions of SDRs, unless indicated otherwise) 1/

| Member   | Amount Committed | Amount Undrawn | Amount Drawn | Loans Outstanding |                 | Period of Arrangement |                 |
|--|------------------|----------------|--------------|-------------------|-----------------|-----------------------|-----------------|
|  |                  |                |              | Amount 2/         | As a % of Quota | Effective Date        | Expiration Date |
| <b>Extended Credit Facility (17)</b>   | <b>2,943</b>     | <b>1,843</b>   | <b>1,100</b> | <b>3,137</b>      |                 |                       |                 |
| Afghanistan  | 32               | 23             | 9            | 43                | 13              | 20-Jul-16             | 19-Jul-19       |
| Benin  | 111              | 96             | 16           | 86                | 70              | 07-Apr-17             | 06-Apr-20       |
| Cameroon   | 483              | 359            | 124          | 163               | 59              | 26-Jun-17             | 25-Jun-20       |
| Central African Rep.   | 95               | 58             | 37           | 86                | 78              | 20-Jul-16             | 19-Jul-19       |
| Chad   | 224              | 189            | 35           | 125               | 89              | 30-Jun-17             | 29-Jun-20       |
| Cote d'Ivoire  | 217              | 161            | 55           | 736               | 113             | 12-Dec-16             | 11-Dec-19       |
| Ghana  | 664              | 266            | 399          | 695               | 94              | 03-Apr-15             | 02-Apr-19       |
| Guinea-Bissau  | 17               | 6              | 11           | 20                | 72              | 10-Jul-15             | 09-Jul-18       |
| Kyrgyz Republic  | 67               | 29             | 38           | 129               | 73              | 08-Apr-15             | 07-Apr-18       |
| Liberia  | 112              | 15             | 97           | 143               | 55              | 19-Nov-12             | 18-Nov-17       |
| Madagascar   | 251              | 157            | 93           | 160               | 66              | 27-Jul-16             | 26-Nov-19       |
| Mali   | 187              | 95             | 92           | 150               | 80              | 18-Dec-13             | 17-Dec-18       |
| Moldova  | 43               | 29             | 14           | 139               | 80              | 07-Nov-16             | 06-Nov-19       |
| Niger  | 99               | 85             | 14           | 126               | 95              | 23-Jan-17             | 22-Jan-20       |
| Sao Tome-Principe  | 4                | 3              | 2            | 3                 | 23              | 13-Jul-15             | 12-Jul-18       |
| Sierra Leone   | 162              | 123            | 39           | 262               | 126             | 05-Jun-17             | 04-Jun-20       |
| Togo   | 176              | 151            | 25           | 70                | 48              | 05-May-17             | 04-May-20       |
| <b>Standby Credit Facility (2)</b>   | <b>499</b>       | <b>373</b>     | <b>126</b>   | <b>636</b>        |                 |                       |                 |
| Kenya 3/   | 355              | 355            | --           | 509               | 94              | 14-Mar-16             | 13-Mar-18       |
| Rwanda   | 144              | 18             | 126          | 127               | 79              | 08-Jun-16             | 07-Dec-17       |
| <b>Total Current PRGT Arrangements (19)</b>                                    | <b>3,442</b>     | <b>2,216</b>   | <b>1,226</b> | <b>3,773</b>      |                 |                       |                 |
| Memorandum Items:  |                  |                |              |                   |                 |                       |                 |
| Loans outstanding from members without current arrangement and outright loans. |                  |                |              | 2,704             |                 |                       |                 |
| Total Loans Outstanding.   |                  |                |              | 6,477             |                 |                       |                 |

1/ -- Indicates zero value, zero indicates amounts less than SDR 0.5 million. Totals may not add due to rounding.

2/ Includes loans outstanding under expired arrangements and outright loans.

3/ Treated as precautionary by the authorities upon approval of the program.