



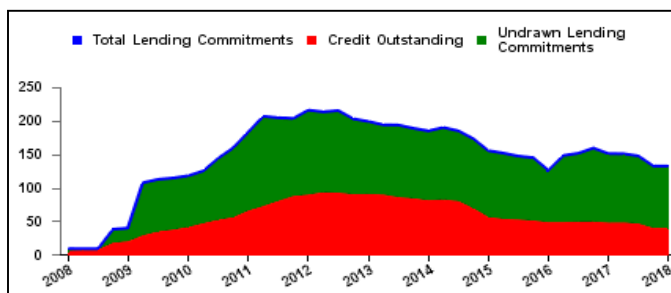
## Weekly Report on Key Financial Statistics

**Table 1. Key Indicators 1/**

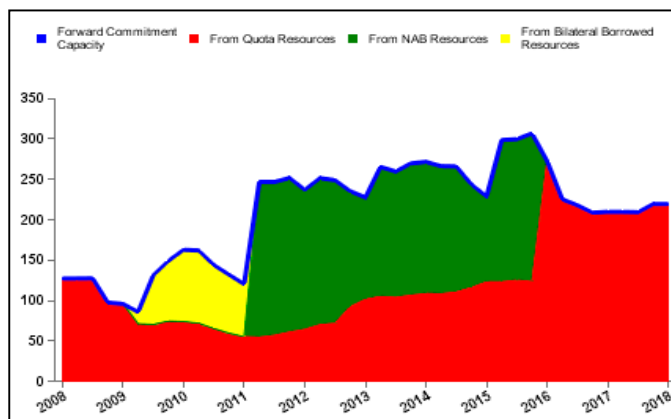
as of January 11, 2018

(In billions of SDRs, unless indicated otherwise)

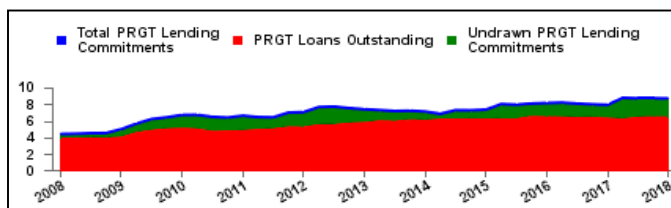
<b>GRA Lending and Resources</b>	SDR	USD
I. Total Lending Commitments, of which:	132.2	188.1
Undrawn Lending Commitments	92.6	131.8
Credit Outstanding	39.6	56.3
II. Forward Commitment Capacity (FCC)	219.4	312.2
III. Unactivated Borrowed Resources, of which: 2/	349.1	496.7
NAB	118.6	168.7
Bilateral Borrowing Agreements	230.5	328.0
IV. Total GRA Resources (I. + II. + III.)	700.7	997.0



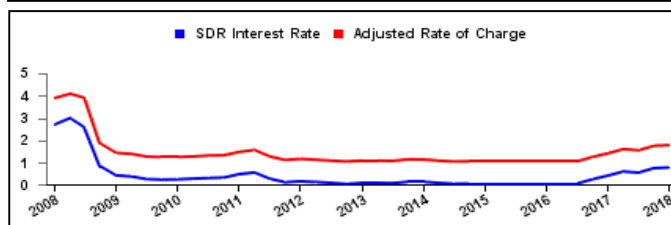
<b>Forward Commitment Capacity (FCC)</b>	SDR	USD
I. Usable resources (a) + (b)	390.8	556.1
(a) Fund quota resources	387.2	551.0
(b) Fund borrowed resources	3.6	5.1
II. Undrawn balances under GRA lending commitments	92.6	131.8
Precautionary 3/	75.9	108.0
Non-precautionary	16.7	23.8
III. Uncommitted usable resources ( I - II )	298.2	424.3
IV. Repurchases one-year forward	4.2	6.0
V. Repayments of borrowed resources one-year forward	3.1	4.4
VI. Prudential balance	79.9	113.7
VII. Forward commitment capacity ( III + IV - V - VI ) 4/	219.4	312.2
(a) From Quota resources	219.4	312.2
(b) From NAB resources	--	--
(c) From Bilateral Borrowed resources	--	--



<b>PRGT Lending and Resources</b>	SDR	USD
I. Total Lending Commitments, of which:	8.7	12.4
Ia. Undrawn lending commitments	2.2	3.1
Ib. Loans Outstanding	6.5	9.3
II. Undrawn Loan Resources	14.0	20.0
III. Uncommitted Loan Resources (II. - Ia.)	11.9	16.9



<b>Rates</b>	Percent
1 SDR = USD	1.42294
SDR Interest Rate	0.773
Adjusted Rate of Charge	1.777
Adjusted Rate of Remuneration	0.768



1/ -- Indicates zero value, zero indicates amounts less than SDR 0.05 billion. Totals may not add due to rounding.

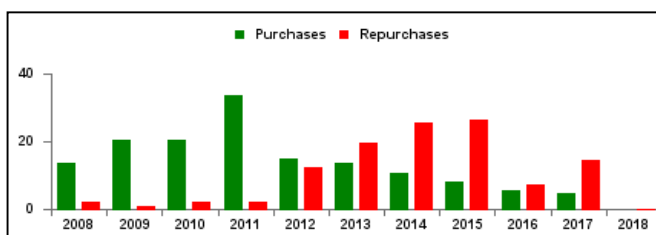
2/ Excludes 20% prudential balance and borrowing lines of participants/members that are currently not in the FTP; for the NAB, also excludes borrowing lines of participants that have not yet adhered to the NAB as well as any outstanding NAB claims and undrawn committed resources under current NAB-eligible arrangements.

3/ Undrawn balances under arrangements treated as precautionary by the authorities.

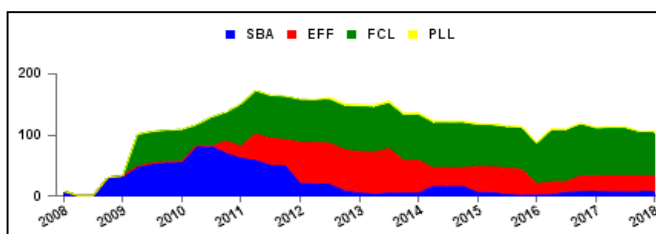
4/ Does not include the Bilateral Borrowing Agreements (activated only if the modified FCC is below SDR 100 billion).

**Table 2a. Use of GRA Resources 1/**  
as of January 11, 2018  
(In billions of SDRs, unless indicated otherwise)

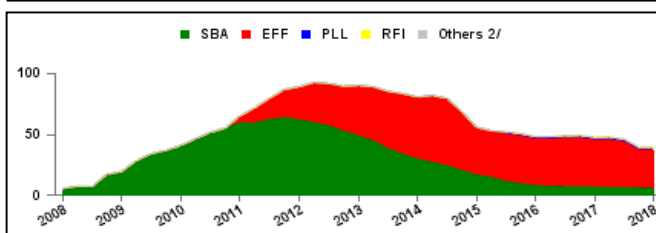
<b>GRA Lending (Calendar year to date)</b>	SDR	USD
Purchases	--	--
Financed by Quota Resources	--	--
Financed by Borrowings	--	--
Repurchases	0.0	0.0
Commitments Approved	--	--



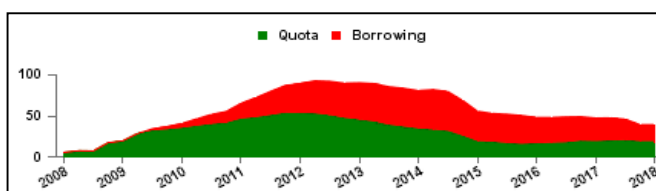
<b>Commitments Under Current GRA Arrangements</b>	Number of	SDR	USD
Standby Arrangement (SBA)	4	6.7	9.5
Extended Fund Facility (EFF)	11	26.5	37.7
Flexible Credit Line (FCL)	2	70.6	100.4
Precautionary and Liquidity Line (PLL)	1	2.5	3.6
<b>Total Current Arrangements</b>	<b>18</b>	<b>106.3</b>	<b>151.2</b>



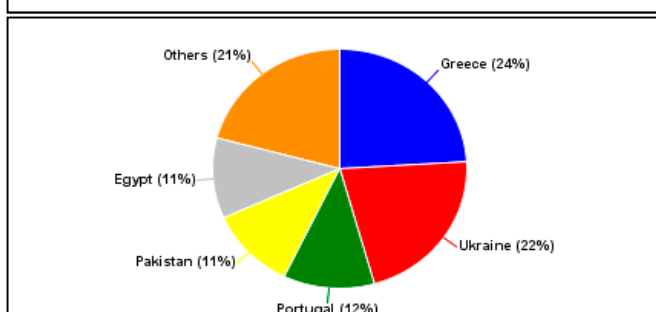
<b>Credit Outstanding by Facility</b>	SDR	USD
Standby Arrangement (SBA)	6.0	8.5
Extended Fund Facility (EFF)	32.4	46.1
Flexible Credit Line (FCL)	--	--
Precautionary and Liquidity Line (PLL)	--	--
Rapid Financing Instrument (RFI)	1.2	1.7
Others 2/	0.0	0.0
<b>Total Credit Outstanding</b>	<b>39.6</b>	<b>56.3</b>



<b>Credit Outstanding by Financing Sources</b>	SDR	USD
Financed by Quota Resources	18.7	26.6
Financed by Borrowings	20.9	29.7
<b>Total Credit Outstanding</b>	<b>39.6</b>	<b>56.3</b>



<b>Credit Outstanding</b>		
<b>Largest 5 Exposures 3/</b>	SDR	As a % of quota
Greece	9.5	392
<b>Ukraine</b>	8.5	424
Portugal	4.6	222
Pakistan	4.4	216
<b>Egypt</b>	4.3	211



1/ -- Indicates zero value, zero indicates amounts less than SDR 0.05 billion. Totals may not add due to rounding.

2/ Includes outstanding credit under the former Compensatory Financing Facility; for the chart also includes outstanding credit under the former Emergency Post Conflict and Natural Disaster Assistance policy.

3/ Members with current arrangements are bolded.

**Table 2b. Current Financial Arrangements (GRA)**  
as of January 11, 2018  
(In millions of SDRs, unless indicated otherwise) 1/

Member	Amount Committed	Amount Undrawn	Amount Drawn	Credit Outstanding		Period of Arrangement	
				Amount 2/	As a % of Quota	Effective Date	Expiration Date
<b>Standby Arrangement (4)</b>	<b>6,671</b>	<b>5,177</b>	<b>1,494</b>	<b>2,933</b>			
Iraq	3,831	2,337	1,494	2,386	143	07-Jul-16	06-Jul-19
Jamaica 3/	1,195	1,195	--	547	143	11-Nov-16	10-Nov-19
Kenya 3/	709	709	--	--	--	14-Mar-16	13-Mar-18
Serbia 3/	935	935	--	--	--	23-Feb-15	22-Feb-18
<b>Extended Fund Facility (11)</b>	<b>26,528</b>	<b>14,392</b>	<b>12,135</b>	<b>16,352</b>			
Bosnia-Herzegovina	443	380	63	255	96	07-Sep-16	06-Sep-19
Cote d'Ivoire	434	258	176	176	27	12-Dec-16	11-Dec-19
Egypt	8,597	4,298	4,298	4,298	211	11-Nov-16	10-Nov-19
Gabon	464	322	143	143	66	19-Jun-17	18-Jun-20
Georgia	210	150	60	135	64	12-Apr-17	11-Apr-20
Jordan	515	412	103	860	251	24-Aug-16	23-Aug-19
Moldova	86	48	38	137	80	07-Nov-16	06-Nov-19
Mongolia	315	231	84	84	116	24-May-17	23-May-20
Sri Lanka	1,071	533	537	537	93	03-Jun-16	02-Jun-19
Tunisia	2,046	1,591	455	1,206	221	20-May-16	19-May-20
Ukraine	12,348	6,170	6,178	8,522	424	11-Mar-15	10-Mar-19
<b>Flexible Credit Line (2)</b>	<b>70,569</b>	<b>70,569</b>	--	--			
Colombia 3/	8,180	8,180	--	--	--	13-Jun-16	12-Jun-18
Mexico 3/	62,389	62,389	--	--	--	29-Nov-17	28-Nov-19
<b>Precautionary and Liquidity Line (1)</b>	<b>2,504</b>	<b>2,504</b>	--	--			
Morocco 3/	2,504	2,504	--	--	--	22-Jul-16	21-Jul-18
<b>Total Current GRA Arrangements (18)</b>	<b>106,272</b>	<b>92,642</b>	<b>13,630</b>	<b>19,285</b>			
Memorandum Items:							
Credit outstanding from members without current arrangement and outright disbursements.				20,268			
Total Credit Outstanding.				39,553			

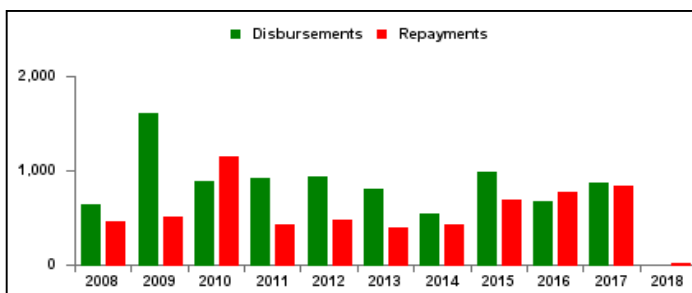
1/ -- Indicates zero value, zero indicates amounts less than SDR 0.5 million. Totals may not add due to rounding.

2/ Includes credit outstanding under expired arrangements and outright disbursements.

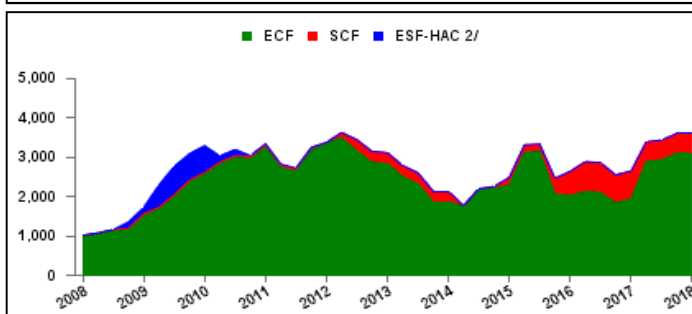
3/ Treated as precautionary by the authorities.

**Table 3a. Use of Concessional PRGT Resources 1/**  
as of January 11, 2018  
(In millions of SDRs, unless indicated otherwise)

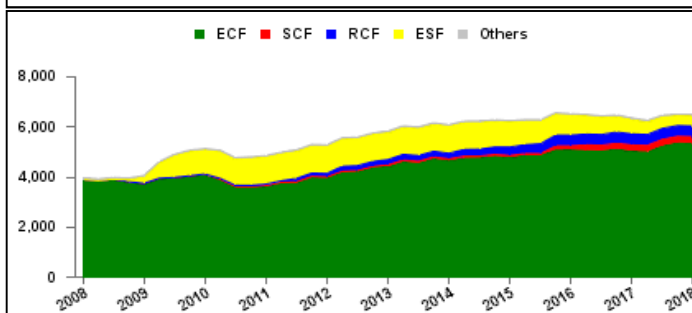
PRGT Lending (Calendar year to date)	SDR	USD
Disbursements	--	--
Repayments	16.1	23.0
Commitments Approved	--	--



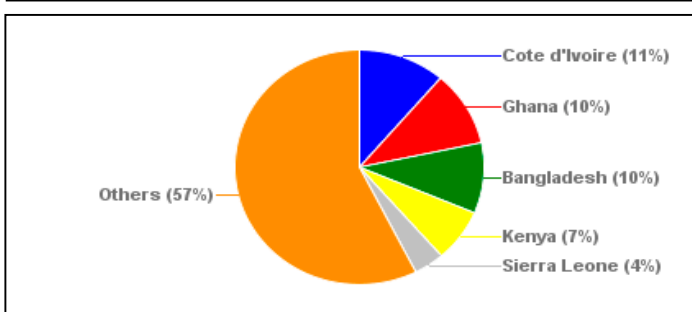
Commitments Under Current PRGT Arrangements	Number of	SDR	USD
Extended Credit Facility (ECF)	18	3,107.2	4,421.3
Standby Credit Facility (SCF)	2	498.8	709.8
Total Current Arrangements	20	3,606.0	5,131.1



Loans Outstanding by Facility	SDR	USD
Extended Credit Facility (ECF)	5,338.8	7,596.8
Standby Credit Facility (SCF)	272.8	388.2
Rapid Credit Facility (RCF)	430.7	612.9
(former) Exogenous Shocks Facility (ESF)	389.2	553.8
Others 3/	74.5	106.1
Total Loans Outstanding	6,506.1	9,257.8



	Loans Outstanding	
Largest 5 Exposures 4/	SDR	As a % of quota
<b>Cote d'Ivoire</b>	733.9	113
<b>Ghana</b>	674.8	91
Bangladesh	630.8	59
<b>Kenya</b>	471.0	87
<b>Sierra Leone</b>	256.6	124



1/ -- Indicates zero value, zero indicates amounts less than SDR 0.05 million. Totals may not add due to rounding.

2/ The last commitment under the old ESF-HAC Facility expired on December 3, 2011.

3/ Includes outstanding and overdue loans under the (former) Structural Adjustment Facility and Trust Fund.

4/ Members with current arrangements are bolded.

**Table 3b. Current Financial Arrangements (PRGT)**

as of January 11, 2018  
(In millions of SDRs, unless indicated otherwise) 1/

Member	Amount Committed	Amount Undrawn	Amount Drawn	Loans Outstanding		Period of Arrangement	
				Amount 2/	As a % of Quota	Effective Date	Expiration Date
<b>Extended Credit Facility (18)</b>	<b>3,107</b>	<b>1,807</b>	<b>1,300</b>	<b>3,434</b>			
Afghanistan	32	19	14	42	13	20-Jul-16	19-Jul-19
Benin	111	80	32	99	80	07-Apr-17	06-Apr-20
Cameroon	483	276	207	245	89	26-Jun-17	25-Jun-20
Central African Rep.	134	69	65	111	100	20-Jul-16	19-Jul-19
Chad	224	189	35	125	89	30-Jun-17	29-Jun-20
Cote d'Ivoire	217	129	88	734	113	12-Dec-16	11-Dec-19
Ghana	664	266	399	675	91	03-Apr-15	02-Apr-19
Guinea	120	103	17	197	92	11-Dec-17	10-Dec-20
Guinea-Bissau	17	3	14	23	80	10-Jul-15	09-Jul-18
Kyrgyz Republic	67	10	57	141	79	08-Apr-15	07-Apr-18
Madagascar	251	126	125	192	78	27-Jul-16	26-Nov-19
Mali	187	95	92	145	78	18-Dec-13	17-Dec-18
Mauritania	116	99	17	77	60	06-Dec-17	05-Dec-20
Moldova	43	24	19	140	81	07-Nov-16	06-Nov-19
Niger	99	71	28	139	105	23-Jan-17	22-Jan-20
Sao Tome-Principe	4	1	3	5	31	13-Jul-15	31-Dec-18
Sierra Leone	162	123	39	257	124	05-Jun-17	04-Jun-20
Togo	176	126	50	88	60	05-May-17	04-May-20
<b>Standby Credit Facility (2)</b>	<b>499</b>	<b>373</b>	<b>126</b>	<b>598</b>			
Kenya 3/	355	355	--	471	87	14-Mar-16	13-Mar-18
Rwanda	144	18	126	127	79	08-Jun-16	31-Jan-18
<b>Total Current PRGT Arrangements (20)</b>	<b>3,606</b>	<b>2,180</b>	<b>1,426</b>	<b>4,032</b>			
Memorandum Items:							
Loans outstanding from members without current arrangement and outright loans.				2,474			
Total Loans Outstanding.				6,506			

1/ -- Indicates zero value, zero indicates amounts less than SDR 0.5 million. Totals may not add due to rounding.

2/ Includes loans outstanding under expired arrangements and outright loans.

3/ Treated as precautionary by the authorities.