



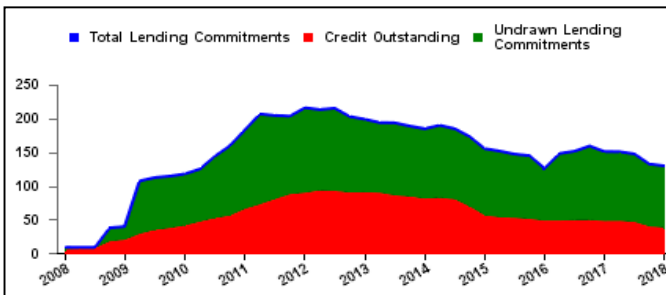
Weekly Report on Key Financial Statistics

Table 1. Key Indicators 1/

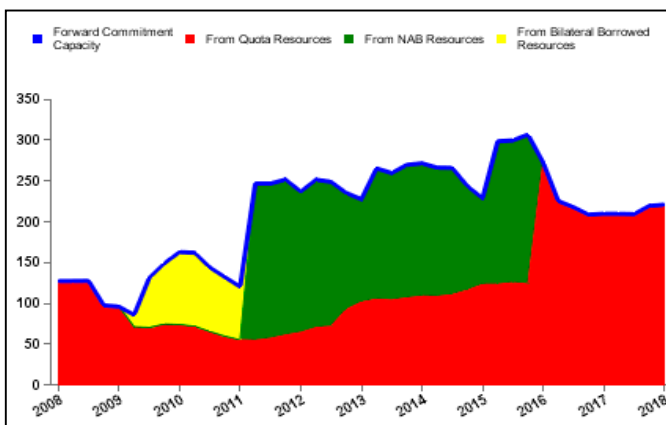
as of March 08, 2018

(In billions of SDRs, unless indicated otherwise)

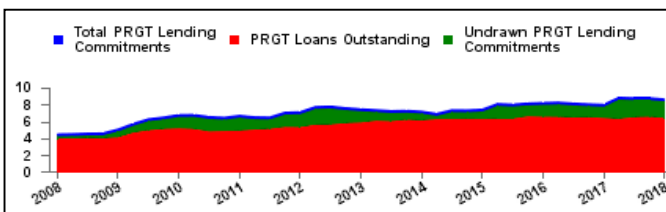
GRA Lending and Resources	SDR	USD
I. Total Lending Commitments, of which:	129.6	188.4
Undrawn Lending Commitments	91.6	133.2
Credit Outstanding	38.0	55.2
II. Forward Commitment Capacity (FCC)	220.9	321.0
III. Unactivated Borrowed Resources, of which: 2/	364.4	529.5
NAB	119.7	173.9
Bilateral Borrowing Agreements	244.7	355.6
IV. Total GRA Resources (I. + II. + III.)	715.0	1,038.8



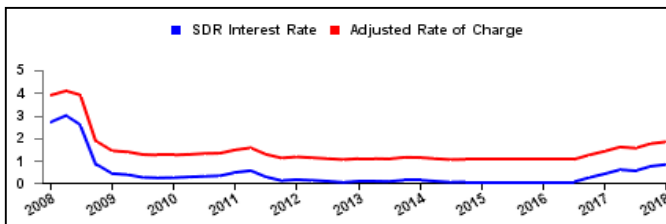
Forward Commitment Capacity (FCC)	SDR	USD
I. Usable resources (a) + (b)	391.3	568.6
(a) Fund quota resources	388.2	564.1
(b) Fund borrowed resources	3.1	4.5
II. Undrawn balances under GRA lending commitments	91.6	133.2
Precautionary 3/	75.0	108.9
Non-precautionary	16.7	24.2
III. Uncommitted usable resources (I - II)	299.7	435.4
IV. Repurchases one-year forward	4.4	6.3
V. Repayments of borrowed resources one-year forward	3.2	4.7
VI. Prudential balance	79.9	116.1
VII. Forward commitment capacity (III + IV - V - VI) 4/	220.9	321.0
(a) From Quota resources	220.9	321.0
(b) From NAB resources	--	--
(c) From Bilateral Borrowed resources	--	--



PRGT Lending and Resources	SDR	USD
I. Total Lending Commitments, of which:	8.6	12.4
Ia. Undrawn lending commitments	2.2	3.1
Ib. Loans Outstanding	6.4	9.3
II. Undrawn Loan Resources	16.0	23.3
III. Uncommitted Loan Resources (II. - Ia.)	13.9	20.1



Rates	Percent
1 SDR = USD	1.45297
SDR Interest Rate	0.823
Adjusted Rate of Charge	1.828
Adjusted Rate of Remuneration	0.818



1/ -- Indicates zero value, zero indicates amounts less than SDR 0.05 billion. Totals may not add due to rounding.

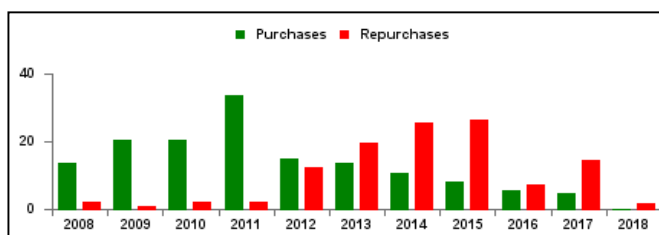
2/ Excludes 20% prudential balance and borrowing lines of participants/members that are currently not in the FTP; for the NAB, also excludes borrowing lines of participants that have not yet adhered to the NAB as well as any outstanding NAB claims and undrawn committed resources under current NAB-eligible arrangements.

3/ Undrawn balances under arrangements treated as precautionary by the authorities.

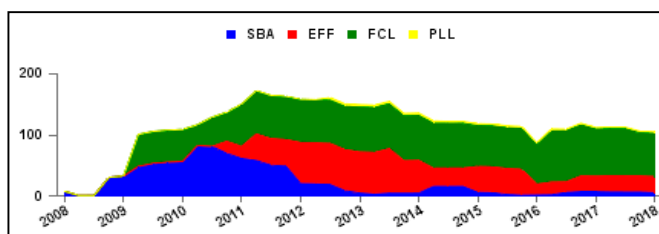
4/ Does not include the Bilateral Borrowing Agreements (activated only if the modified FCC is below SDR 100 billion).

Table 2a. Use of GRA Resources 1/
as of March 08, 2018
(In billions of SDRs, unless indicated otherwise)

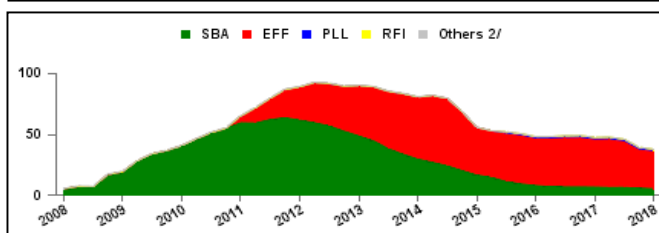
GRA Lending (Calendar year to date)	SDR	USD
Purchases	0.1	0.1
Financed by Quota Resources	0.1	0.1
Financed by Borrowings	--	--
Repurchases	1.7	2.4
Commitments Approved	--	--



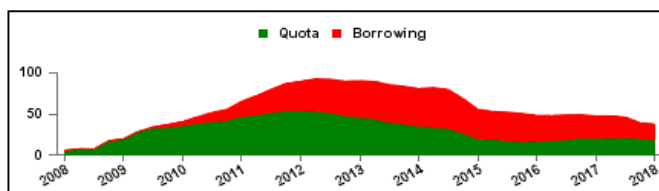
Commitments Under Current GRA Arrangements	Number of	SDR	USD
Standby Arrangement (SBA)	3	5.7	8.3
Extended Fund Facility (EFF)	11	26.5	38.5
Flexible Credit Line (FCL)	2	70.6	102.5
Precautionary and Liquidity Line (PLL)	1	2.5	3.6
Total Current Arrangements	17	105.3	153.1



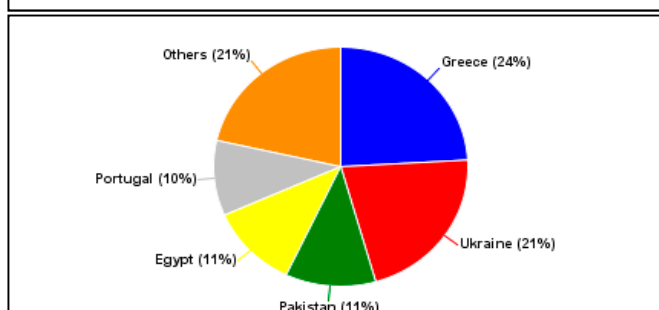
Credit Outstanding by Facility	SDR	USD
Standby Arrangement (SBA)	5.5	7.9
Extended Fund Facility (EFF)	31.3	45.5
Flexible Credit Line (FCL)	--	--
Precautionary and Liquidity Line (PLL)	--	--
Rapid Financing Instrument (RFI)	1.2	1.7
Others 2/	0.0	0.0
Total Credit Outstanding	38.0	55.2



Credit Outstanding by Financing Sources	SDR	USD
Financed by Quota Resources	17.8	25.9
Financed by Borrowings	20.2	29.3
Total Credit Outstanding	38.0	55.2



	Credit Outstanding	
Largest 5 Exposures 3/	SDR	As a % of quota
Greece	9.2	377
Ukraine	8.2	405
Pakistan	4.4	215
Egypt	4.3	211
Portugal	3.9	188



1/ -- Indicates zero value, zero indicates amounts less than SDR 0.05 billion. Totals may not add due to rounding.

2/ Includes outstanding credit under the former Compensatory Financing Facility; for the chart also includes outstanding credit under the former Emergency Post Conflict and Natural Disaster Assistance policy.

3/ Members with current arrangements are bolded.

Table 2b. Current Financial Arrangements (GRA)
as of March 08, 2018
(In millions of SDRs, unless indicated otherwise) 1/

Member	Amount Committed	Amount Undrawn	Amount Drawn	Credit Outstanding		Period of Arrangement	
				Amount 2/	As a % of Quota	Effective Date	Expiration Date
Standby Arrangement (3)	5,736	4,241	1,494	2,933			
Iraq	3,831	2,337	1,494	2,386	143	07-Jul-16	06-Jul-19
Jamaica 3/	1,195	1,195	--	547	143	11-Nov-16	10-Nov-19
Kenya 3/	709	709	--	--	--	14-Mar-16	13-Mar-18
Extended Fund Facility (11)	26,528	14,329	12,199	15,890			
Bosnia-Herzegovina	443	316	127	303	114	07-Sep-16	06-Sep-20
Cote d'Ivoire	434	258	176	176	27	12-Dec-16	11-Dec-19
Egypt	8,597	4,298	4,298	4,298	211	11-Nov-16	10-Nov-19
Gabon	464	322	143	143	66	19-Jun-17	18-Jun-20
Georgia	210	150	60	135	64	12-Apr-17	11-Apr-20
Jordan	515	412	103	806	235	24-Aug-16	23-Aug-19
Moldova	86	48	38	129	75	07-Nov-16	06-Nov-19
Mongolia	315	231	84	84	116	24-May-17	23-May-20
Sri Lanka	1,071	533	537	537	93	03-Jun-16	02-Jun-19
Tunisia	2,046	1,591	455	1,128	207	20-May-16	19-May-20
Ukraine	12,348	6,170	6,178	8,151	405	11-Mar-15	10-Mar-19
Flexible Credit Line (2)	70,569	70,569	--	--			
Colombia 3/	8,180	8,180	--	--	--	13-Jun-16	12-Jun-18
Mexico 3/	62,389	62,389	--	--	--	29-Nov-17	28-Nov-19
Precautionary and Liquidity Line (1)	2,504	2,504	--	--			
Morocco 3/	2,504	2,504	--	--	--	22-Jul-16	21-Jul-18
Total Current GRA Arrangements (17)	105,336	91,643	13,693	18,823			
Memorandum Items:							
Credit outstanding from members without current arrangement and outright disbursements.				19,168			
Total Credit Outstanding.				37,991			

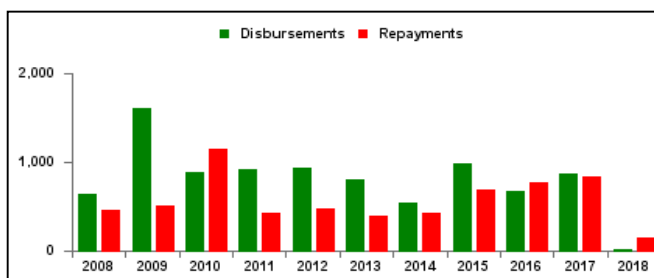
1/ -- Indicates zero value, zero indicates amounts less than SDR 0.5 million. Totals may not add due to rounding.

2/ Includes credit outstanding under expired arrangements and outright disbursements.

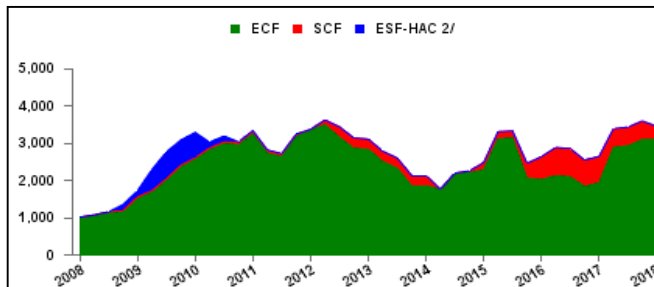
3/ Treated as precautionary by the authorities.

Table 3a. Use of Concessional PRGT Resources 1/
as of March 08, 2018
(In millions of SDRs, unless indicated otherwise)

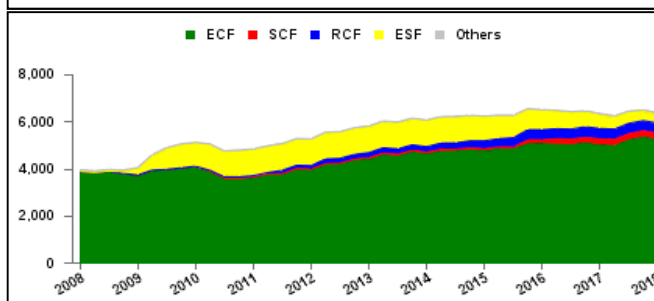
PRGT Lending (Calendar year to date)	SDR	USD
Disbursements	18.0	26.2
Repayments	144.6	210.1
Commitments Approved	--	--



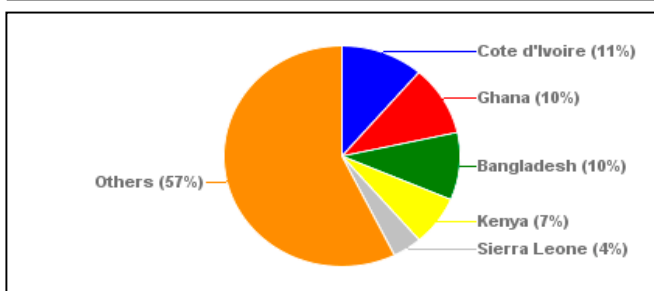
Commitments Under Current PRGT Arrangements	Number of	SDR	USD
Extended Credit Facility (ECF)	18	3,107.2	4,514.6
Standby Credit Facility (SCF)	1	354.6	515.3
Total Current Arrangements	19	3,461.8	5,029.9



Loans Outstanding by Facility	SDR	USD
Extended Credit Facility (ECF)	5,249.9	7,627.9
Standby Credit Facility (SCF)	282.6	410.6
Rapid Credit Facility (RCF)	421.7	612.7
(former) Exogenous Shocks Facility (ESF)	367.1	533.3
Others 3/	74.5	108.3
Total Loans Outstanding	6,395.7	9,292.7



	Loans Outstanding	
Largest 5 Exposures 4/	SDR	As a % of quota
Cote d'Ivoire	722.2	111
Ghana	656.2	89
Bangladesh	630.8	59
Kenya	464.5	86
Sierra Leone	256.1	123



1/ -- Indicates zero value, zero indicates amounts less than SDR 0.05 million. Totals may not add due to rounding.

2/ The last commitment under the old ESF-HAC Facility expired on December 3, 2011.

3/ Includes outstanding and overdue loans under the (former) Structural Adjustment Facility and Trust Fund.

4/ Members with current arrangements are bolded.

Table 3b. Current Financial Arrangements (PRGT)

as of March 08, 2018
(In millions of SDRs, unless indicated otherwise) 1/

Member	Amount Committed	Amount Undrawn	Amount Drawn	Loans Outstanding		Period of Arrangement	
				Amount 2/	As a % of Quota	Effective Date	Expiration Date
Extended Credit Facility (18)	3,107	1,807	1,300	3,367			
Afghanistan	32	19	14	41	13	20-Jul-16	19-Jul-19
Benin	111	80	32	98	79	07-Apr-17	06-Apr-20
Cameroon	483	276	207	236	85	26-Jun-17	25-Jun-20
Central African Rep.	134	69	65	109	98	20-Jul-16	19-Jul-19
Chad	224	189	35	125	89	30-Jun-17	29-Jun-20
Cote d'Ivoire	217	129	88	722	111	12-Dec-16	11-Dec-19
Ghana	664	266	399	656	89	03-Apr-15	02-Apr-19
Guinea	120	103	17	197	92	11-Dec-17	10-Dec-20
Guinea-Bissau	17	3	14	23	80	10-Jul-15	09-Jul-18
Kyrgyz Republic	67	10	57	141	79	08-Apr-15	07-Apr-18
Madagascar	251	126	125	188	77	27-Jul-16	26-Nov-19
Mali	187	95	92	144	77	18-Dec-13	17-Dec-18
Mauritania	116	99	17	77	60	06-Dec-17	05-Dec-20
Moldova	43	24	19	127	74	07-Nov-16	06-Nov-19
Niger	99	71	28	138	105	23-Jan-17	22-Jan-20
Sao Tome-Principe	4	1	3	5	31	13-Jul-15	31-Dec-18
Sierra Leone	162	123	39	256	123	05-Jun-17	04-Jun-20
Togo	176	126	50	86	59	05-May-17	04-May-20
Standby Credit Facility (1)	355	355	0	465			
Kenya 3/	355	355	--	465	86	14-Mar-16	13-Mar-18
Total Current PRGT Arrangements (19)	3,462	2,162	1,300	3,832			
Memorandum Items:							
Loans outstanding from members without current arrangement and outright loans.				2,564			
Total Loans Outstanding.				6,396			

1/ -- Indicates zero value, zero indicates amounts less than SDR 0.5 million. Totals may not add due to rounding.

2/ Includes loans outstanding under expired arrangements and outright loans.

3/ Treated as precautionary by the authorities.