



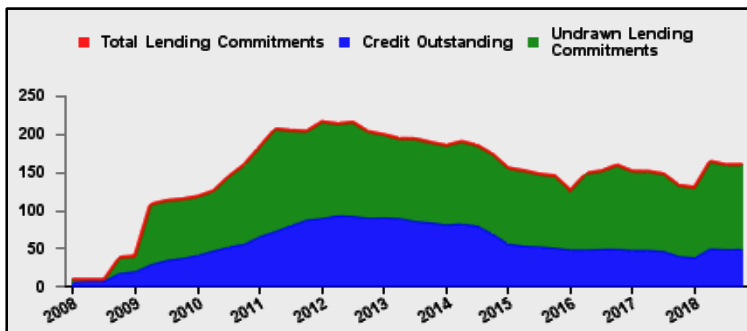
## Weekly Report on Key Financial Statistics

**Table 1. Key Indicators 1/**

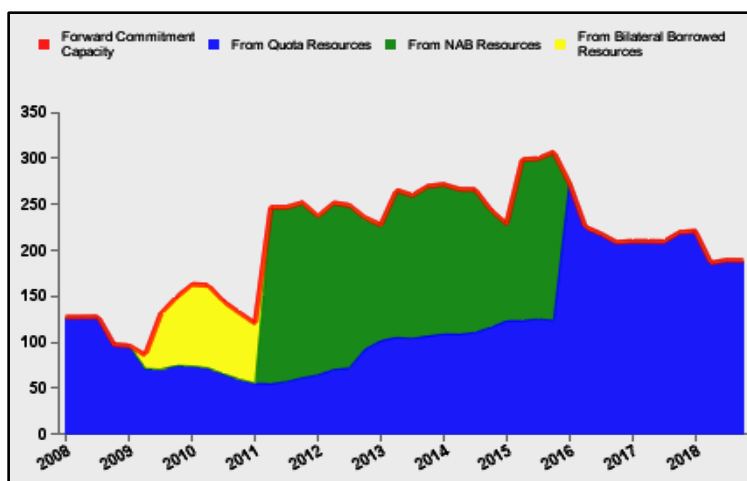
as of October 18, 2018

(In billions of SDRs, unless indicated otherwise)

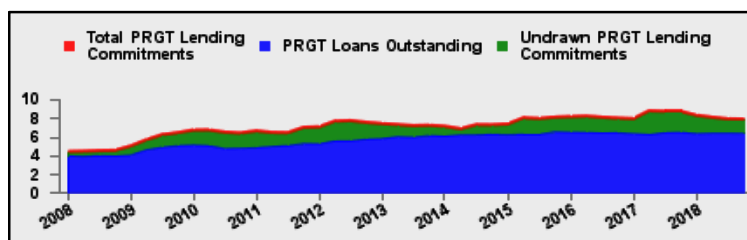
GRA Lending and Resources	SDR	USD
I. Total Lending Commitments, of which:	159.6	222.3
Undrawn Lending Commitments	110.7	154.2
Credit Outstanding	48.9	68.1
II. Forward Commitment Capacity (FCC)	188.9	263.2
III. Unactivated Borrowed Resources, of which: 2/	373.3	520.1
NAB	121.2	168.9
Bilateral Borrowing Agreements	252.1	351.3
IV. Total GRA Resources (I. + II. + III.)	721.9	1,005.7



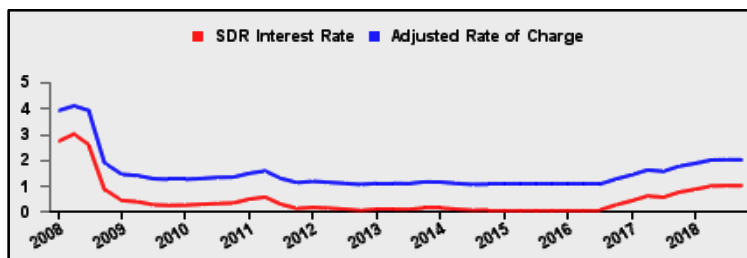
Forward Commitment Capacity (FCC)	SDR	USD
I. Usable resources (a) + (b)	378.3	527.0
(a) Fund quota resources	375.2	522.7
(b) Fund borrowed resources	3.1	4.3
II. Undrawn balances under GRA lending commitments	110.7	154.2
Precautionary 3/	96.2	134.0
Non-precautionary	14.5	20.2
III. Uncommitted usable resources ( I - II )	267.6	372.8
IV. Repurchases one-year forward	5.0	7.0
V. Repayments of borrowed resources one-year forward	3.7	5.1
VI. Prudential balance	80.0	111.5
VII. Forward commitment capacity ( III + IV - V - VI ) 4/	188.9	263.2
(a) From Quota resources	188.9	263.2
(b) From NAB resources	--	--
(c) From Bilateral Borrowed resources	--	--



PRGT Lending and Resources	SDR	USD
I. Total Lending Commitments, of which:	7.9	10.9
Ia. Undrawn lending commitments	1.4	2.0
Ib. Loans Outstanding	6.4	8.9
II. Undrawn Loan Resources	15.5	21.6
III. Uncommitted Loan Resources (II. - Ia.)	14.0	19.6



Rates	Percent
1 SDR = USD	1.39315
SDR Interest Rate	0.976
Adjusted Rate of Charge	1.982
Adjusted Rate of Remuneration	0.971



1/ -- Indicates zero value, zero indicates amounts less than SDR 0.05 billion. Totals may not add due to rounding.

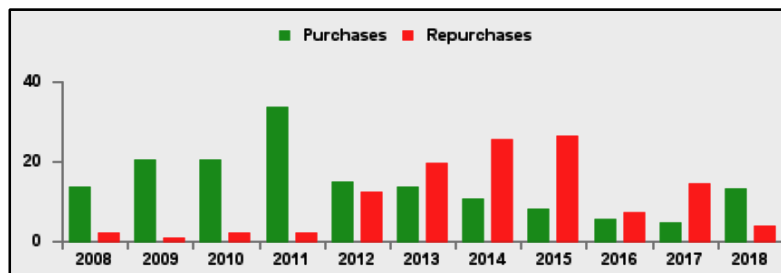
2/ Excludes 20% prudential balance and borrowing lines of participants/members that are currently not in the FTP; for the NAB, also excludes borrowing lines of participants that have not yet adhered to the NAB as well as any outstanding NAB claims and undrawn committed resources under current NAB-eligible arrangements.

3/ Undrawn balances under arrangements treated as precautionary by the authorities.

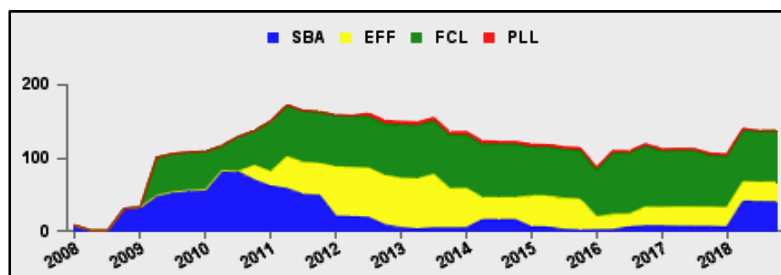
4/ Does not include the Bilateral Borrowing Agreements (activated only if the modified FCC is below SDR 100 billion).

**Table 2a. Use of GRA Resources 1/**  
as of October 18, 2018  
(In billions of SDRs, unless indicated otherwise)

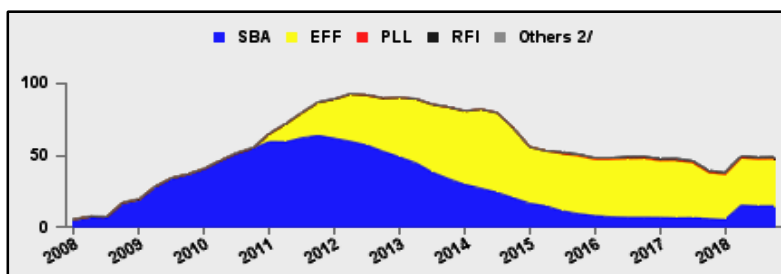
<b>GRA Lending (Calendar year to date)</b>	SDR	USD
Purchases	13.1	18.2
Financed by Quota Resources	13.1	18.2
Financed by Borrowings	--	--
Repurchases	3.8	5.2
Commitments Approved	43.4	60.5



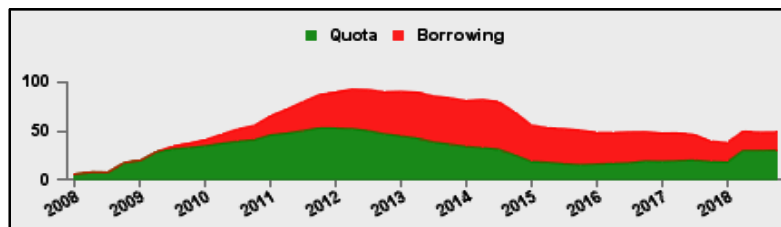
<b>Commitments Under Current GRA Arrangements</b>	Number of	SDR	USD
Standby Arrangement (SBA)	3	40.4	56.3
Extended Fund Facility (EFF)	12	26.7	37.2
Flexible Credit Line (FCL)	2	70.2	97.9
Precautionary and Liquidity Line (PLL)	--	--	--
<b>Total Current Arrangements</b>	<b>17</b>	<b>137.4</b>	<b>191.4</b>



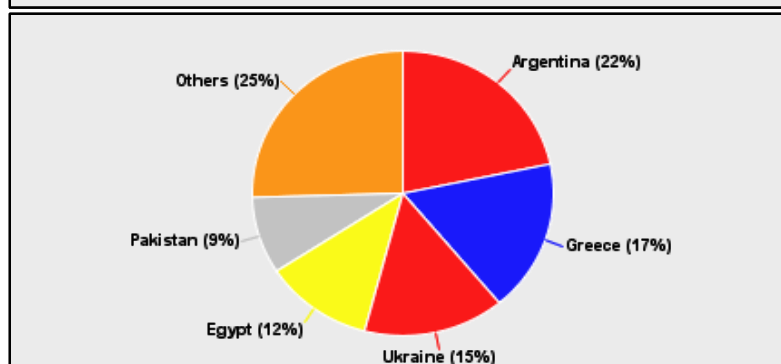
<b>Credit Outstanding by Facility</b>	SDR	USD
Standby Arrangement (SBA)	14.8	20.7
Extended Fund Facility (EFF)	32.9	45.8
Flexible Credit Line (FCL)	--	--
Precautionary and Liquidity Line (PLL)	--	--
Rapid Financing Instrument (RFI)	1.2	1.6
Others 2/	0.0	0.0
<b>Total Credit Outstanding</b>	<b>48.9</b>	<b>68.1</b>



<b>Credit Outstanding by Financing Sources</b>	SDR	USD
Financed by Quota Resources	30.3	42.2
Financed by Borrowings	18.6	26.0
<b>Total Credit Outstanding</b>	<b>48.9</b>	<b>68.1</b>



	<b>Credit Outstanding</b>	
<b>Largest 5 Exposures 3/</b>	SDR	As a % of quota
<b>Argentina</b>	10.6	333
Greece	8.4	347
<b>Ukraine</b>	7.4	368
<b>Egypt</b>	5.7	281
Pakistan	4.3	210



1/ -- Indicates zero value, zero indicates amounts less than SDR 0.05 billion. Totals may not add due to rounding.

2/ Includes outstanding credit under the former Compensatory Financing Facility; for the chart also includes outstanding credit under the former Emergency Post Conflict and Natural Disaster Assistance policy.

3/ Members with current arrangements are bolded.

## Table 2b. Current Financial Arrangements (GRA)

as of October 18, 2018  
(In millions of SDRs, unless indicated otherwise) 1/

Member	Amount Committed	Amount Undrawn	Amount Drawn	Credit Outstanding		Period of Arrangement	
				Amount 2/	As a % of Quota	Effective Date	Expiration Date
<b>Standby Arrangement (3)</b>	<b>40,405</b>	<b>28,297</b>	<b>12,108</b>	<b>13,526</b>			
Argentina 3/	35,379	24,765	10,614	10,614	333	20-Jun-18	19-Jun-21
Iraq	3,831	2,337	1,494	2,386	143	07-Jul-16	06-Jul-19
Jamaica 3/	1,195	1,195	--	527	138	11-Nov-16	10-Nov-19
<b>Extended Fund Facility (12)</b>	<b>26,736</b>	<b>12,132</b>	<b>14,604</b>	<b>17,046</b>			
Barbados	208	173	35	35	37	01-Oct-18	30-Sep-22
Bosnia-Herzegovina	443	316	127	206	78	07-Sep-16	06-Sep-20
Cote d'Ivoire	434	194	240	240	37	12-Dec-16	11-Dec-19
Egypt	8,597	2,866	5,731	5,731	281	11-Nov-16	10-Nov-19
Gabon	464	250	214	214	99	19-Jun-17	18-Jun-20
Georgia	210	120	90	135	64	12-Apr-17	11-Apr-20
Jordan	515	412	103	650	189	24-Aug-16	23-Aug-19
Moldova	86	32	54	128	74	07-Nov-16	06-Nov-19
Mongolia	315	183	131	131	181	24-May-17	23-May-20
Sri Lanka	1,071	356	715	715	124	03-Jun-16	02-Jun-19
Tunisia	2,046	1,061	985	1,453	266	20-May-16	19-May-20
Ukraine	12,348	6,170	6,178	7,407	368	11-Mar-15	10-Mar-19
<b>Flexible Credit Line (2)</b>	<b>70,237</b>	<b>70,237</b>	--	--			
Colombia 3/	7,848	7,848	--	--	--	25-May-18	24-May-20
Mexico 3/	62,389	62,389	--	--	--	29-Nov-17	28-Nov-19
<b>Total Current GRA Arrangements (17)</b>	<b>137,378</b>	<b>110,666</b>	<b>26,712</b>	<b>30,573</b>			
Memorandum Items:							
Credit outstanding from members without current arrangement and outright disbursements.				18,341			
Total Credit Outstanding.				48,914			

1/ -- Indicates zero value, zero indicates amounts less than SDR 0.5 million. Totals may not add due to rounding.

2/ Includes Credit Outstanding under expired arrangements and outright disbursements.

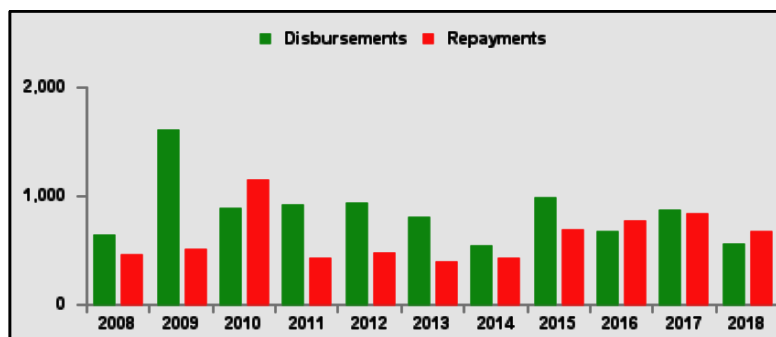
3/ The undrawn commitment of the arrangement is treated as precautionary by the authorities.

**Table 3a. Use of Concessional PRGT Resources 1/**

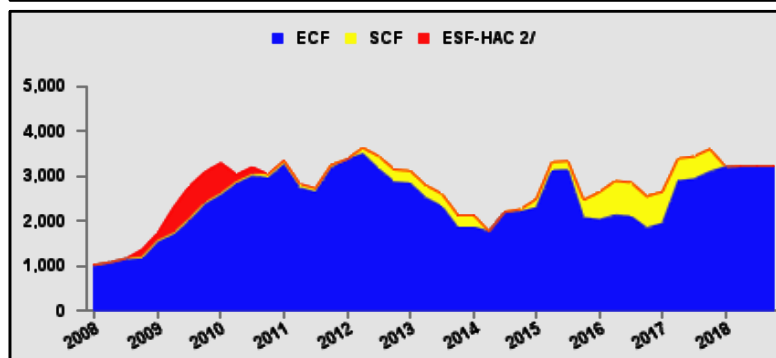
as of October 18, 2018

(In millions of SDRs, unless indicated otherwise)

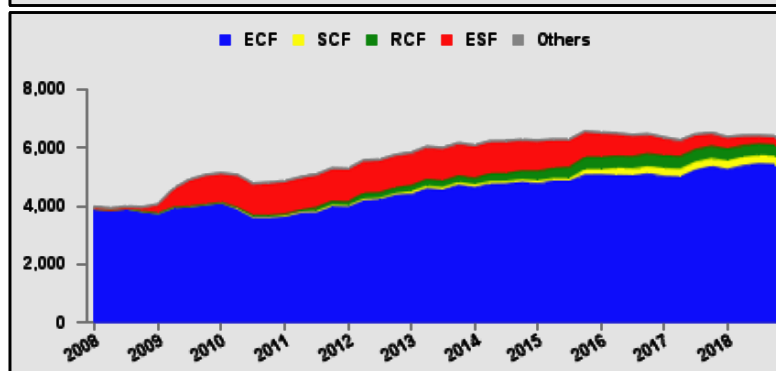
PRGT Lending (Calendar year to date)	SDR	USD
Disbursements	560.3	780.6
Repayments	674.5	939.7
Commitments Approved	192.1	267.6



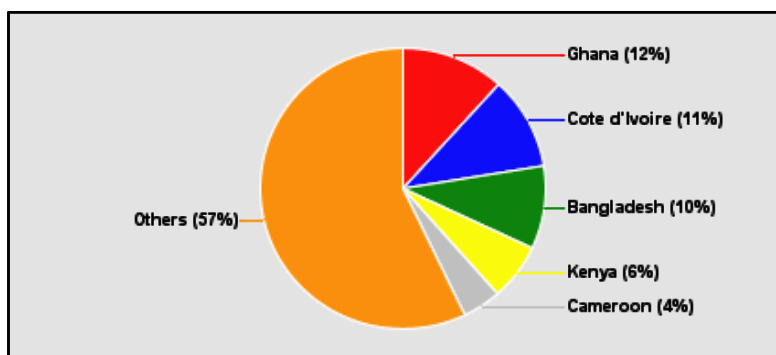
Commitments Under Current PRGT Arrangements	Number of	SDR	USD
Extended Credit Facility (ECF)	19	3,232.7	4,503.6
Standby Credit Facility (SCF)	--	--	--
Total Current Arrangements	19	3,232.7	4,503.6



Loans Outstanding by Facility	SDR	USD
Extended Credit Facility (ECF)	5,431.7	7,567.2
Standby Credit Facility (SCF)	272.9	380.2
Rapid Credit Facility (RCF)	391.9	546.0
(former) Exogenous Shocks Facility (ESF)	237.0	330.2
Others 3/	74.5	103.8
Total Loans Outstanding	6,408.1	8,927.4



	Loans Outstanding	
Largest 5 Exposures 4/	SDR	As a % of quota
<b>Ghana</b>	750.3	102
<b>Cote d'Ivoire</b>	686.2	106
Bangladesh	612.5	57
Kenya	416.5	77
<b>Cameroon</b>	281.0	102



1/ -- Indicates zero value, zero indicates amounts less than SDR 0.05 million. Totals may not add due to rounding.

2/ The last commitment under the old ESF-HAC Facility expired on December 3, 2011.

3/ Includes outstanding and overdue loans under the (former) Structural Adjustment Facility and Trust Fund.

4/ Members with current arrangements are bolded.

**Table 3b. Current Financial Arrangements (PRGT)**  
as of October 18, 2018  
(In millions of SDRs, unless indicated otherwise) 1/

Member	Amount Committed	Amount Undrawn	Amount Drawn	Loans Outstanding		Period of Arrangement	
				Amount 2/	As a % of Quota	Effective Date	Expiration Date
<b>Extended Credit Facility (19)</b>	<b>3,233</b>	<b>1,447</b>	<b>1,785</b>	<b>3,841</b>			
Afghanistan	32	14	18	40	12	20-Jul-16	19-Jul-19
Benin	111	64	48	104	84	07-Apr-17	06-Apr-20
Burkina Faso	108	90	18	147	122	14-Mar-18	13-Mar-21
Cameroon	483	221	262	281	102	26-Jun-17	25-Jun-20
Central African Rep.	134	46	88	126	113	20-Jul-16	19-Jul-19
Chad	224	119	105	195	139	30-Jun-17	29-Jun-20
Cote d'Ivoire	217	97	120	686	106	12-Dec-16	11-Dec-19
Ghana	664	133	531	750	102	03-Apr-15	02-Apr-19
Guinea	120	86	34	214	100	11-Dec-17	10-Dec-20
Guinea-Bissau	23	6	17	25	88	10-Jul-15	09-Jul-19
Madagascar	251	94	156	217	89	27-Jul-16	26-Nov-19
Malawi	78	67	11	154	111	30-Apr-18	29-Apr-21
Mali	187	32	155	200	107	18-Dec-13	17-Dec-18
Mauritania	116	83	33	86	67	06-Dec-17	05-Dec-20
Moldova	43	16	27	114	66	07-Nov-16	06-Nov-19
Niger	99	56	42	148	112	23-Jan-17	22-Jan-20
Sao Tome-Principe	4	1	4	5	34	13-Jul-15	31-Dec-18
Sierra Leone	162	123	39	249	120	05-Jun-17	04-Jun-20
Togo	176	101	76	100	68	05-May-17	04-May-20
<b>Total Current PRGT Arrangements (19)</b>	<b>3,233</b>	<b>1,447</b>	<b>1,785</b>	<b>3,841</b>			
Memorandum Items:							
Credit outstanding from members without current arrangement and outright loans.				2,567			
Total Credit Outstanding.				6,408			

1/ -- Indicates zero value, zero indicates amounts less than SDR 0.5 million. Totals may not add due to rounding.

2/ Includes Loans Outstanding under expired arrangements and outright loans.