



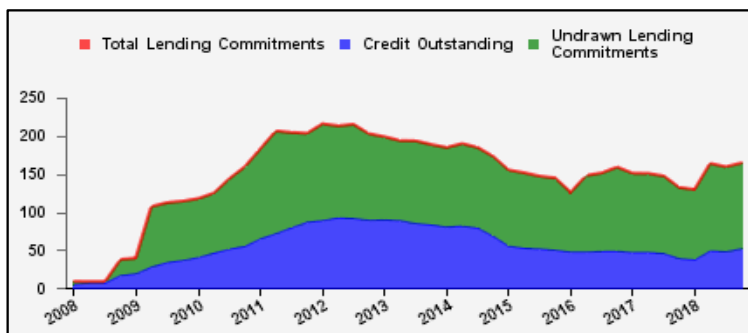
Weekly Report on Key Financial Statistics

Table 1. Key Indicators 1/

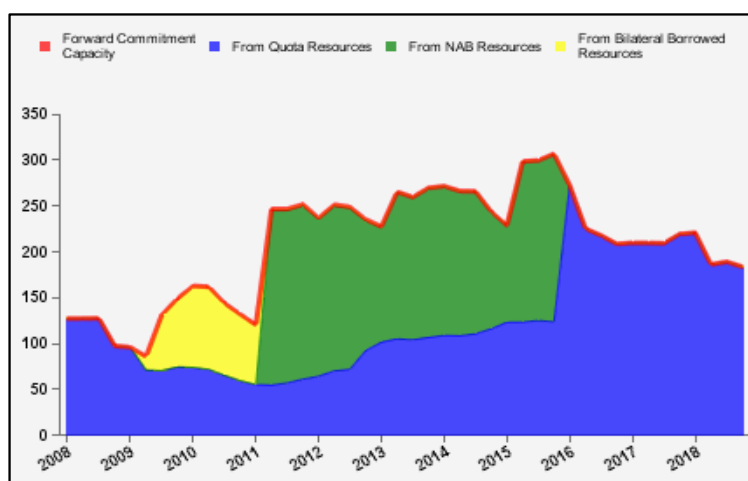
as of November 15, 2018

(In billions of SDRs, unless indicated otherwise)

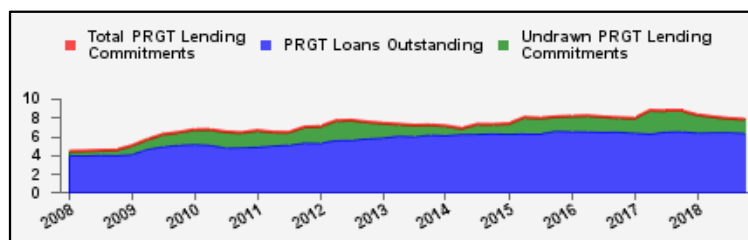
GRA Lending and Resources	SDR	USD
I. Total Lending Commitments, of which:	164.4	227.1
Undrawn Lending Commitments	111.9	154.6
Credit Outstanding	52.5	72.5
II. Forward Commitment Capacity (FCC)	183.9	254.0
III. Unactivated Borrowed Resources, of which: 2/	373.9	516.6
NAB	121.7	168.2
Bilateral Borrowing Agreements	252.2	348.4
IV. Total GRA Resources (I. + II. + III.)	722.1	997.7



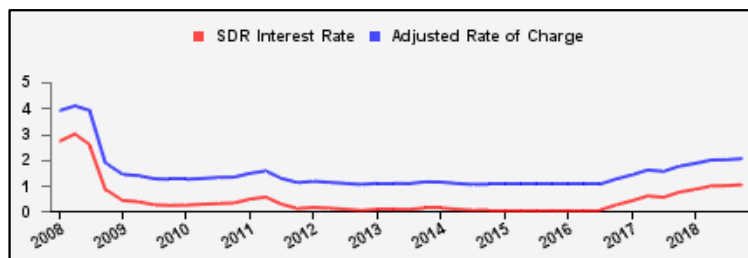
Forward Commitment Capacity (FCC)	SDR	USD
I. Usable resources (a) + (b)	374.4	517.4
(a) Fund quota resources	371.4	513.1
(b) Fund borrowed resources	3.1	4.3
II. Undrawn balances under GRA lending commitments	111.9	154.6
Precautionary 3/	71.4	98.7
Non-precautionary	40.4	55.9
III. Uncommitted usable resources (I - II)	262.6	362.8
IV. Repurchases one-year forward	4.7	6.5
V. Repayments of borrowed resources one-year forward	3.4	4.7
VI. Prudential balance	80.0	110.6
VII. Forward commitment capacity (III + IV - V - VI) 4/	183.9	254.0
(a) From Quota resources	183.9	254.0
(b) From NAB resources	--	--
(c) From Bilateral Borrowed resources	--	--



PRGT Lending and Resources	SDR	USD
I. Total Lending Commitments, of which:	7.8	10.8
Ia. Undrawn lending commitments	1.4	2.0
Ib. Loans Outstanding	6.4	8.8
II. Undrawn Loan Resources	15.5	21.4
III. Uncommitted Loan Resources (II. - Ia.)	14.0	19.4



Rates	Percent
1 SDR = USD	1.38167
SDR Interest Rate	1.033
Adjusted Rate of Charge	2.038
Adjusted Rate of Remuneration	1.028



1/ -- Indicates zero value, zero indicates amounts less than SDR 0.05 billion. Totals may not add due to rounding.

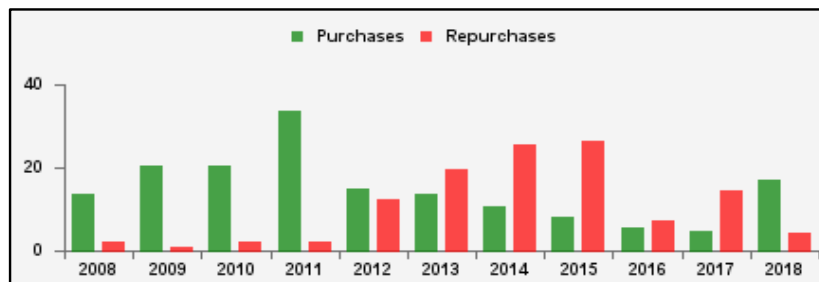
2/ Excludes 20% prudential balance and borrowing lines of participants/members that are currently not in the FTP; for the NAB, also excludes borrowing lines of participants that have not yet adhered to the NAB as well as any outstanding NAB claims and undrawn committed resources under current NAB-eligible arrangements.

3/ Undrawn balances under arrangements treated as precautionary by the authorities.

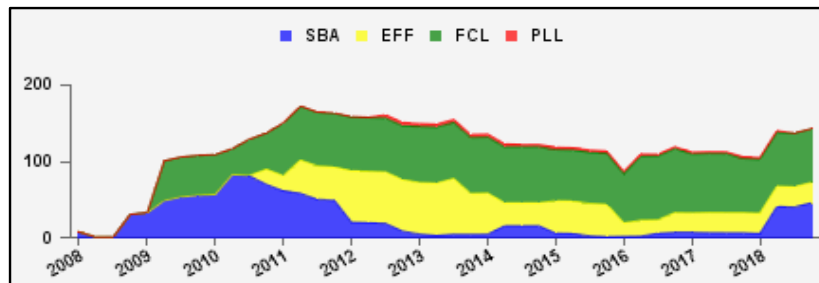
4/ Does not include the Bilateral Borrowing Agreements (activated only if the modified FCC is below SDR 100 billion).

Table 2a. Use of GRA Resources 1/
as of November 15, 2018
(In billions of SDRs, unless indicated otherwise)

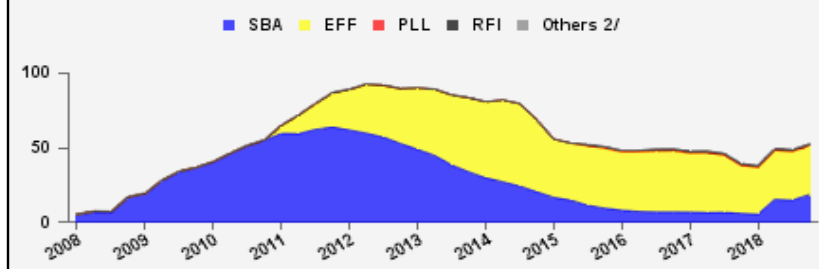
GRA Lending (Calendar year to date)	SDR	USD
Purchases	17.2	23.8
Financed by Quota Resources	17.2	23.8
Financed by Borrowings	--	--
Repurchases	4.3	6.0
Commitments Approved	48.8	67.4



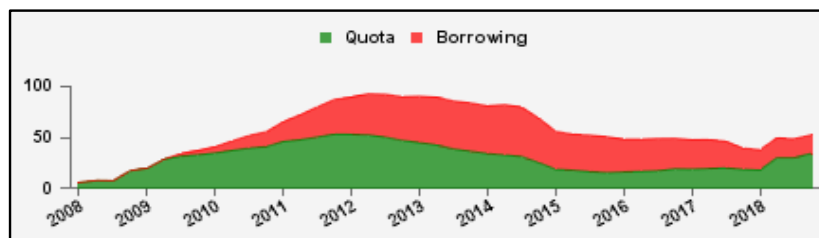
Commitments Under Current GRA Arrangements	Number of	SDR	USD
Standby Arrangement (SBA)	3	45.7	63.2
Extended Fund Facility (EFF)	12	26.7	36.9
Flexible Credit Line (FCL)	2	70.2	97.0
Precautionary and Liquidity Line (PLL)	--	--	--
Total Current Arrangements	17	142.7	197.2



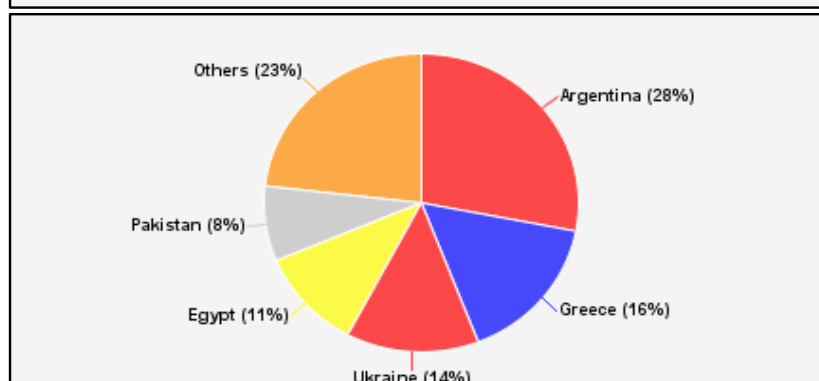
Credit Outstanding by Facility	SDR	USD
Standby Arrangement (SBA)	18.5	25.6
Extended Fund Facility (EFF)	32.9	45.5
Flexible Credit Line (FCL)	--	--
Precautionary and Liquidity Line (PLL)	--	--
Rapid Financing Instrument (RFI)	1.0	1.5
Others 2/	0.0	0.0
Total Credit Outstanding	52.5	72.5



Credit Outstanding by Financing Sources	SDR	USD
Financed by Quota Resources	34.3	47.4
Financed by Borrowings	18.2	25.1
Total Credit Outstanding	52.5	72.5



Credit Outstanding		
Largest 5 Exposures 3/	SDR	As a % of quota
Argentina	14.7	462
Greece	8.4	347
Ukraine	7.2	355
Egypt	5.7	281
Pakistan	4.3	210



1/ -- Indicates zero value, zero indicates amounts less than SDR 0.05 billion. Totals may not add due to rounding.

2/ Includes outstanding credit under the former Compensatory Financing Facility; for the chart also includes outstanding credit under the former Emergency Post Conflict and Natural Disaster Assistance policy.

3/ Members with current arrangements are bolded.

Table 2b. Current Financial Arrangements (GRA)

as of November 15, 2018
(In millions of SDRs, unless indicated otherwise) 1/

Member	Amount Committed	Amount Undrawn	Amount Drawn	Credit Outstanding		Period of Arrangement	
				Amount 2/	As a % of Quota	Effective Date	Expiration Date
Standby Arrangement (3)	45,740	29,532	16,208	17,504			
Argentina	40,714	26,000	14,714	14,714	462	20-Jun-18	19-Jun-21
Iraq	3,831	2,337	1,494	2,274	137	07-Jul-16	06-Jul-19
Jamaica 3/	1,195	1,195	--	516	135	11-Nov-16	10-Nov-19
Extended Fund Facility (12)	26,736	12,106	14,630	16,639			
Barbados	208	173	35	35	37	01-Oct-18	30-Sep-22
Bosnia-Herzegovina	443	316	127	196	74	07-Sep-16	06-Sep-20
Cote d'Ivoire	434	194	240	240	37	12-Dec-16	11-Dec-19
Egypt	8,597	2,866	5,731	5,731	281	11-Nov-16	10-Nov-19
Gabon	464	250	214	214	99	19-Jun-17	18-Jun-20
Georgia	210	120	90	135	64	12-Apr-17	11-Apr-20
Jordan	515	412	103	543	158	24-Aug-16	23-Aug-19
Moldova	86	32	54	128	74	07-Nov-16	06-Nov-19
Mongolia	315	157	157	157	217	24-May-17	23-May-20
Sri Lanka	1,071	356	715	715	124	03-Jun-16	02-Jun-19
Tunisia	2,046	1,061	985	1,394	256	20-May-16	19-May-20
Ukraine	12,348	6,170	6,178	7,150	355	11-Mar-15	10-Mar-19
Flexible Credit Line (2)	70,237	70,237	--	--			
Colombia 3/	7,848	7,848	--	--	--	25-May-18	24-May-20
Mexico 3/	62,389	62,389	--	--	--	29-Nov-17	28-Nov-19
Total Current GRA Arrangements (17)	142,713	111,875	30,838	34,142			
Memorandum Items:							
Credit outstanding from members without current arrangement and outright disbursements.				18,335			
Total Credit Outstanding.				52,477			

1/ -- Indicates zero value, zero indicates amounts less than SDR 0.5 million. Totals may not add due to rounding.

2/ Includes Credit Outstanding under expired arrangements and outright disbursements.

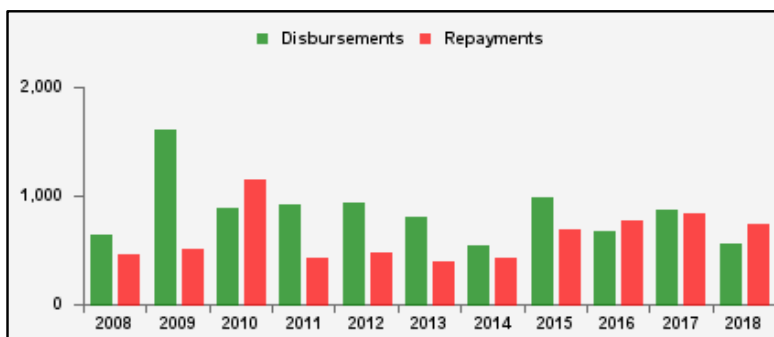
3/ The undrawn commitment of the arrangement is treated as precautionary by the authorities.

Table 3a. Use of Concessional PRGT Resources 1/

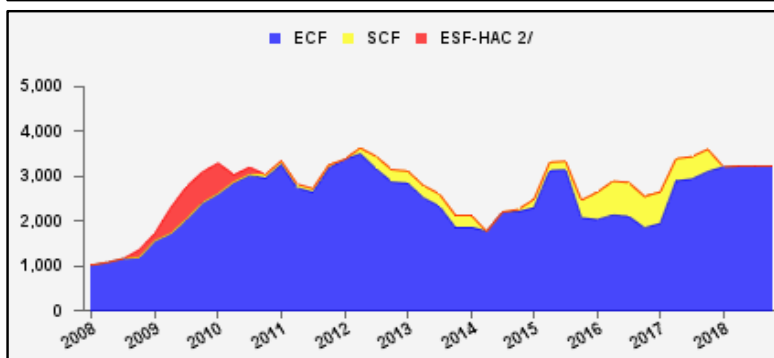
as of November 15, 2018

(In millions of SDRs, unless indicated otherwise)

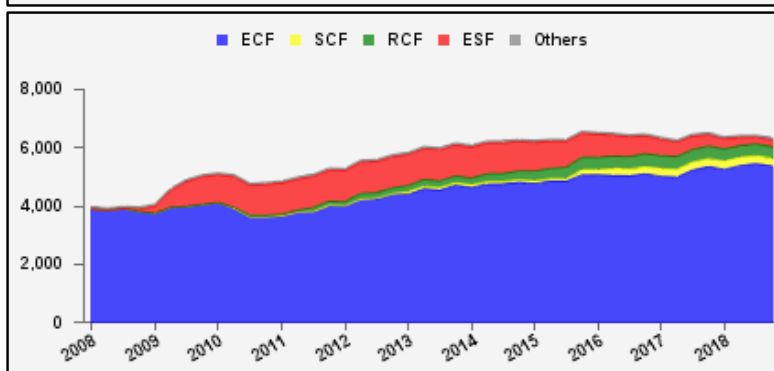
PRGT Lending (Calendar year to date)	SDR	USD
Disbursements	560.3	774.2
Repayments	731.7	1010.9
Commitments Approved	192.1	265.4



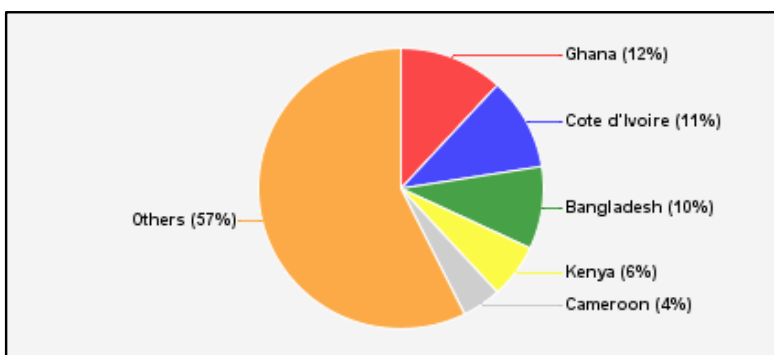
Commitments Under Current PRGT Arrangements	Number of	SDR	USD
Extended Credit Facility (ECF)	19	3,232.7	4,466.5
Standby Credit Facility (SCF)	--	--	--
Total Current Arrangements	19	3,232.7	4,466.5



Loans Outstanding by Facility	SDR	USD
Extended Credit Facility (ECF)	5,374.5	7,425.8
Standby Credit Facility (SCF)	272.9	377.1
Rapid Credit Facility (RCF)	391.9	541.5
(former) Exogenous Shocks Facility (ESF)	237.0	327.5
Others 3/	74.5	103.0
Total Loans Outstanding	6,350.9	8,774.9



	Loans Outstanding	
Largest 5 Exposures 4/	SDR	As a % of quota
Ghana	750.3	102
Cote d'Ivoire	678.1	104
Bangladesh	603.4	57
Kenya	394.9	73
Cameroon	281.0	102



1/ -- Indicates zero value, zero indicates amounts less than SDR 0.05 million. Totals may not add due to rounding.

2/ The last commitment under the old ESF-HAC Facility expired on December 3, 2011.

3/ Includes outstanding and overdue loans under the (former) Structural Adjustment Facility and Trust Fund.

4/ Members with current arrangements are bolded.

Table 3b. Current Financial Arrangements (PRGT)

as of November 15, 2018

(In millions of SDRs, unless indicated otherwise) 1/

Member	Amount Committed	Amount Undrawn	Amount Drawn	Loans Outstanding		Period of Arrangement	
				Amount 2/	As a % of Quota	Effective Date	Expiration Date
Extended Credit Facility (19)	3,233	1,447	1,785	3,826			
Afghanistan	32	14	18	39	12	20-Jul-16	19-Jul-19
Benin	111	64	48	104	84	07-Apr-17	06-Apr-20
Burkina Faso	108	90	18	147	122	14-Mar-18	13-Mar-21
Cameroon	483	221	262	281	102	26-Jun-17	25-Jun-20
Central African Rep.	134	46	88	126	113	20-Jul-16	19-Jul-19
Chad	224	119	105	195	139	30-Jun-17	29-Jun-20
Cote d'Ivoire	217	97	120	678	104	12-Dec-16	11-Dec-19
Ghana	664	133	531	750	102	03-Apr-15	02-Apr-19
Guinea	120	86	34	214	100	11-Dec-17	10-Dec-20
Guinea-Bissau	23	6	17	25	88	10-Jul-15	09-Jul-19
Madagascar	251	94	156	217	89	27-Jul-16	26-Nov-19
Malawi	78	67	11	154	111	30-Apr-18	29-Apr-21
Mali	187	32	155	200	107	18-Dec-13	17-Dec-18
Mauritania	116	83	33	86	67	06-Dec-17	05-Dec-20
Moldova	43	16	27	110	64	07-Nov-16	06-Nov-19
Niger	99	56	42	147	112	23-Jan-17	22-Jan-20
Sao Tome-Principe	4	1	4	5	34	13-Jul-15	31-Dec-18
Sierra Leone	162	123	39	249	120	05-Jun-17	04-Jun-20
Togo	176	101	76	98	67	05-May-17	04-May-20
Total Current PRGT Arrangements (19)	3,233	1,447	1,785	3,826			
Memorandum Items:							
Credit outstanding from members without current arrangement and outright loans.				2,525			
Total Credit Outstanding.				6,351			

1/ -- Indicates zero value, zero indicates amounts less than SDR 0.5 million. Totals may not add due to rounding.

2/ Includes Loans Outstanding under expired arrangements and outright loans.