



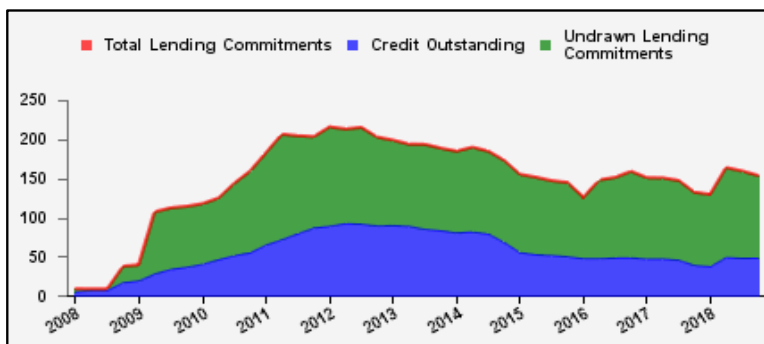
## Weekly Report on Key Financial Statistics

**Table 1. Key Indicators 1/**

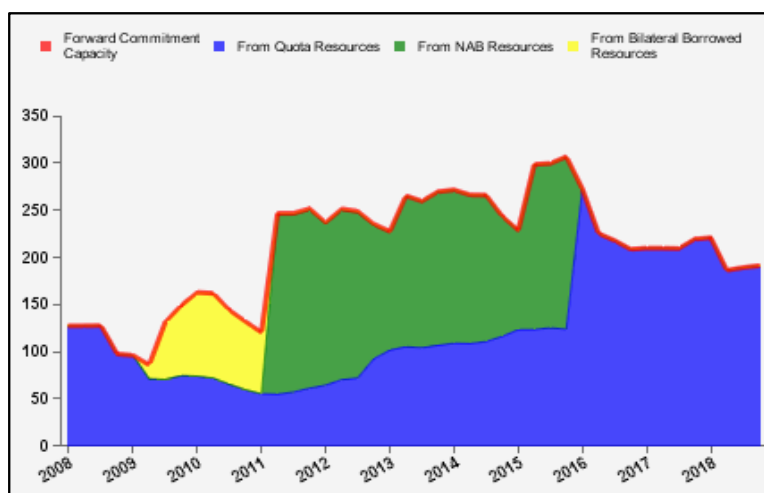
as of December 13, 2018

(In billions of SDRs, unless indicated otherwise)

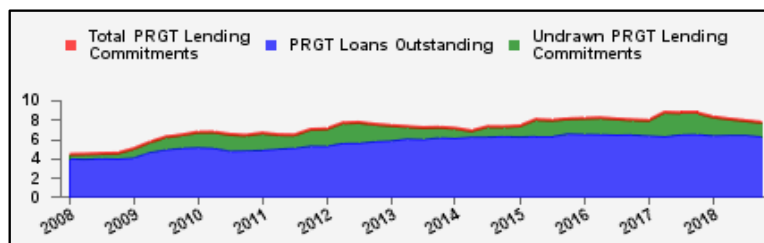
<b>GRA Lending and Resources</b>	SDR	USD
I. Total Lending Commitments, of which:	153.7	212.8
Undrawn Lending Commitments	104.9	145.2
Credit Outstanding	48.8	67.6
II. Forward Commitment Capacity (FCC)	191.1	264.6
III. Unactivated Borrowed Resources, of which: 2/	377.5	522.5
NAB	125.1	173.2
Bilateral Borrowing Agreements	252.3	349.3
IV. Total GRA Resources (I. + II. + III.)	722.3	999.8



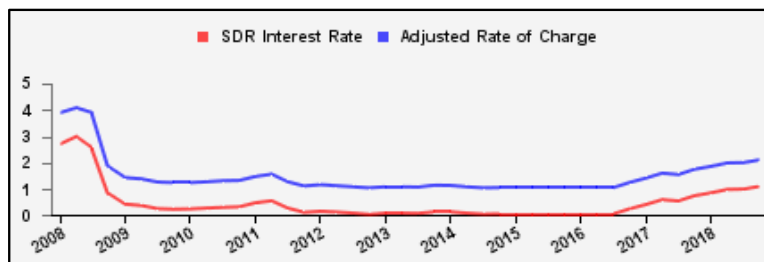
<b>Forward Commitment Capacity (FCC)</b>	SDR	USD
I. Usable resources (a) + (b)	374.8	518.7
(a) Fund quota resources	371.7	514.5
(b) Fund borrowed resources	3.1	4.3
II. Undrawn balances under GRA lending commitments	104.9	145.2
Precautionary 3/	62.5	86.5
Non-precautionary	42.4	58.7
III. Uncommitted usable resources ( I - II )	269.9	373.5
IV. Repurchases one-year forward	4.6	6.3
V. Repayments of borrowed resources one-year forward	3.3	4.5
VI. Prudential balance	80.0	110.7
VII. Forward commitment capacity ( III + IV - V - VI ) 4/	191.1	264.6
(a) From Quota resources	191.1	264.6
(b) From NAB resources	--	--
(c) From Bilateral Borrowed resources	--	--



<b>PRGT Lending and Resources</b>	SDR	USD
I. Total Lending Commitments, of which:	7.7	10.7
Ia. Undrawn lending commitments	1.4	2.0
Ib. Loans Outstanding	6.3	8.7
II. Undrawn Loan Resources	15.5	21.4
III. Uncommitted Loan Resources (II. - Ia.)	14.0	19.4



<b>Rates</b>	Percent
1 SDR = USD	1.38413
SDR Interest Rate	1.098
Adjusted Rate of Charge	2.103
Adjusted Rate of Remuneration	1.093



1/ -- Indicates zero value, zero indicates amounts less than SDR 0.05 billion. Totals may not add due to rounding.

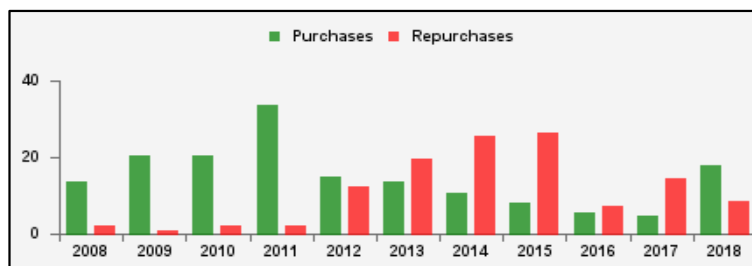
2/ Excludes 20% prudential balance and borrowing lines of participants/members that are currently not in the FTP; for the NAB, also excludes borrowing lines of participants that have not yet adhered to the NAB as well as any outstanding NAB claims and undrawn committed resources under current NAB-eligible arrangements.

3/ Undrawn balances under arrangements treated as precautionary by the authorities.

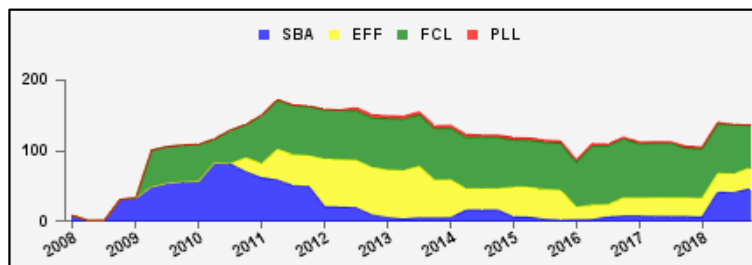
4/ Does not include the Bilateral Borrowing Agreements (activated only if the modified FCC is below SDR 100 billion).

**Table 2a. Use of GRA Resources 1/**  
as of December 13, 2018  
(In billions of SDRs, unless indicated otherwise)

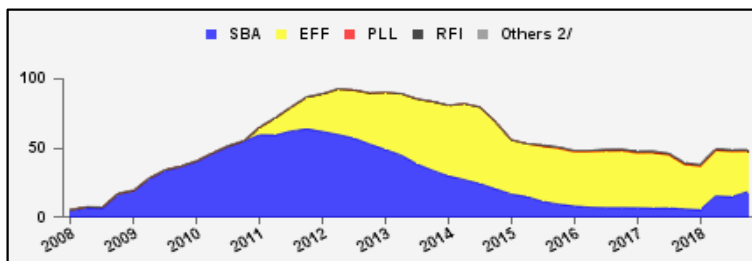
<b>GRA Lending (Calendar year to date)</b>	SDR	USD
Purchases	17.9	24.8
Financed by Quota Resources	17.9	24.8
Financed by Borrowings	--	--
Repurchases	8.7	12.0
Commitments Approved	51.4	71.1



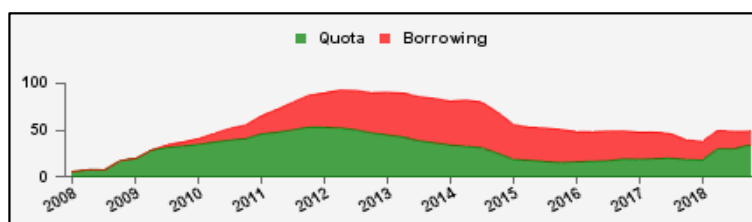
<b>Commitments Under Current GRA Arrangements</b>	Number of	SDR	USD
Standby Arrangement (SBA)	3	45.7	63.3
Extended Fund Facility (EFF)	13	29.4	40.7
Flexible Credit Line (FCL)	2	61.3	84.9
Precautionary and Liquidity Line (PLL)	--	--	--
<b>Total Current Arrangements</b>	<b>18</b>	<b>136.5</b>	<b>188.9</b>



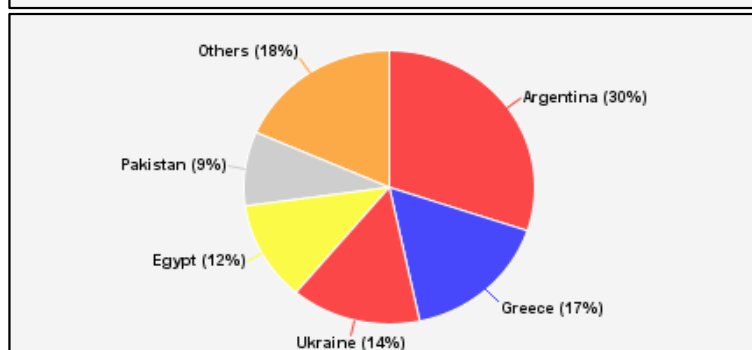
<b>Credit Outstanding by Facility</b>	SDR	USD
Standby Arrangement (SBA)	18.4	25.4
Extended Fund Facility (EFF)	29.4	40.7
Flexible Credit Line (FCL)	--	--
Precautionary and Liquidity Line (PLL)	--	--
Rapid Financing Instrument (RFI)	1.0	1.5
Others 2/	0.0	0.0
<b>Total Credit Outstanding</b>	<b>48.8</b>	<b>67.6</b>



<b>Credit Outstanding by Financing Sources</b>	SDR	USD
Financed by Quota Resources	34.1	47.1
Financed by Borrowings	14.8	20.4
<b>Total Credit Outstanding</b>	<b>48.8</b>	<b>67.6</b>



<b>Credit Outstanding</b>		
<b>Largest 5 Exposures 3/</b>	SDR	As a % of quota
<b>Argentina</b>	14.7	462
Greece	8.1	332
<b>Ukraine</b>	7.0	350
<b>Egypt</b>	5.7	281
Pakistan	4.3	210



1/ -- Indicates zero value, zero indicates amounts less than SDR 0.05 billion. Totals may not add due to rounding.

2/ Includes outstanding credit under the former Compensatory Financing Facility; for the chart also includes outstanding credit under the former Emergency Post Conflict and Natural Disaster Assistance policy.

3/ Members with current arrangements are bolded.

## Table 2b. Current Financial Arrangements (GRA)

as of December 13, 2018  
(In millions of SDRs, unless indicated otherwise) 1/

Member	Amount Committed	Amount Undrawn	Amount Drawn	Credit Outstanding		Period of Arrangement	
				Amount 2/	As a % of Quota	Effective Date	Expiration Date
<b>Standby Arrangement (3)</b>	<b>45,740</b>	<b>29,532</b>	<b>16,208</b>	<b>17,504</b>			
Argentina	40,714	26,000	14,714	14,714	462	20-Jun-18	19-Jun-21
Iraq	3,831	2,337	1,494	2,274	137	07-Jul-16	06-Jul-19
Jamaica 3/	1,195	1,195	--	516	135	11-Nov-16	10-Nov-19
<b>Extended Fund Facility (13)</b>	<b>29,409</b>	<b>14,064</b>	<b>15,345</b>	<b>17,222</b>			
Angola	2,673	1,958	715	715	97	07-Dec-18	06-Dec-21
Barbados	208	173	35	35	37	01-Oct-18	30-Sep-22
Bosnia-Herzegovina	443	316	127	196	74	07-Sep-16	06-Sep-20
Cote d'Ivoire	434	194	240	240	37	12-Dec-16	11-Dec-19
Egypt	8,597	2,866	5,731	5,731	281	11-Nov-16	10-Nov-19
Gabon	464	250	214	214	99	19-Jun-17	18-Jun-20
Georgia	210	120	90	135	64	12-Apr-17	11-Apr-20
Jordan	515	412	103	543	158	24-Aug-16	23-Aug-19
Moldova	86	32	54	128	74	07-Nov-16	06-Nov-19
Mongolia	315	157	157	157	217	24-May-17	23-May-20
Sri Lanka	1,071	356	715	715	124	03-Jun-16	02-Jun-19
Tunisia	2,046	1,061	985	1,376	252	20-May-16	19-May-20
Ukraine	12,348	6,170	6,178	7,036	350	11-Mar-15	10-Mar-19
<b>Flexible Credit Line (2)</b>	<b>61,324</b>	<b>61,324</b>	--	--			
Colombia 3/	7,848	7,848	--	--	--	25-May-18	24-May-20
Mexico 3/	53,476	53,476	--	--	--	29-Nov-17	28-Nov-19
<b>Total Current GRA Arrangements (18)</b>	<b>136,473</b>	<b>104,920</b>	<b>31,553</b>	<b>34,725</b>			
Memorandum Items:							
Credit outstanding from members without current arrangement and outright disbursements.				14,091			
Total Credit Outstanding.				48,816			

1/ -- Indicates zero value, zero indicates amounts less than SDR 0.5 million. Totals may not add due to rounding.

2/ Includes Credit Outstanding under expired arrangements and outright disbursements.

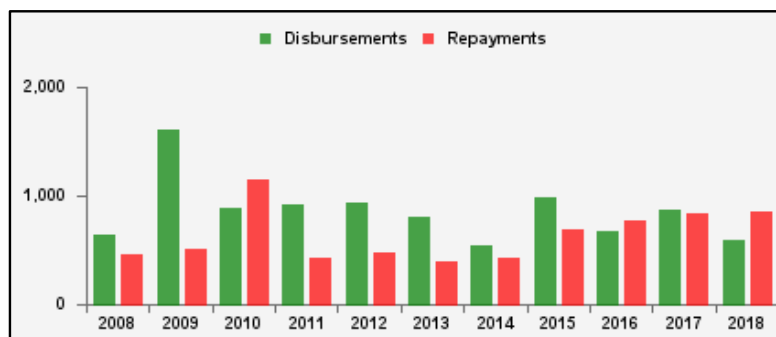
3/ The undrawn commitment of the arrangement is treated as precautionary by the authorities.

**Table 3a. Use of Concessional PRGT Resources 1/**

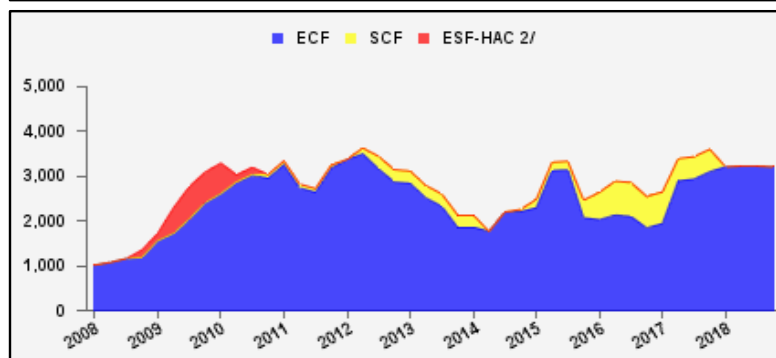
as of December 13, 2018

(In millions of SDRs, unless indicated otherwise)

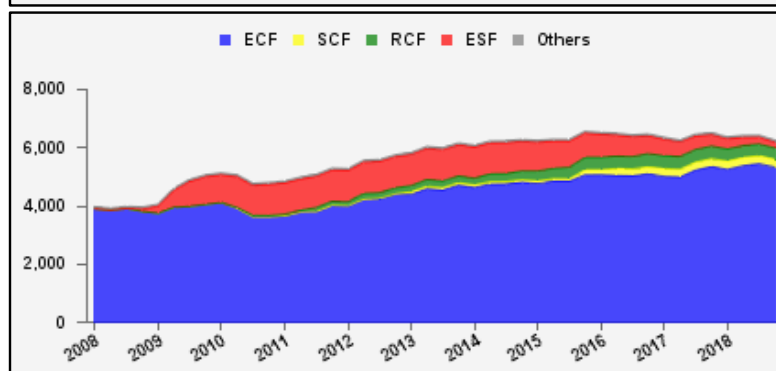
PRGT Lending (Calendar year to date)	SDR	USD
Disbursements	587.0	812.5
Repayments	843.8	1167.9
Commitments Approved	336.3	465.5



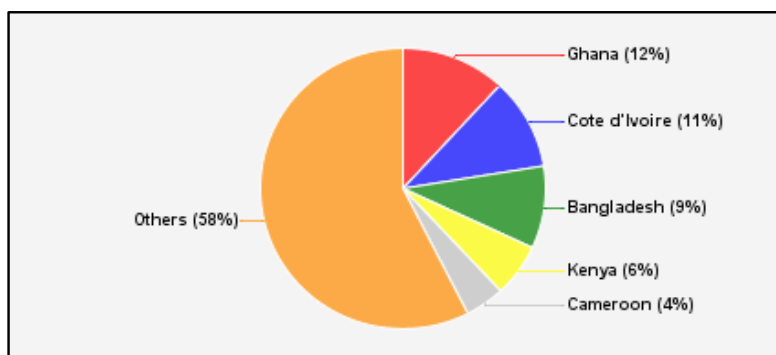
Commitments Under Current PRGT Arrangements	Number of	SDR	USD
Extended Credit Facility (ECF)	19	3,215.1	4,450.1
Standby Credit Facility (SCF)	--	--	--
Total Current Arrangements	19	3,215.1	4,450.1



Loans Outstanding by Facility	SDR	USD
Extended Credit Facility (ECF)	5,336.7	7,386.6
Standby Credit Facility (SCF)	272.2	376.8
Rapid Credit Facility (RCF)	388.5	537.8
(former) Exogenous Shocks Facility (ESF)	193.6	268.0
Others 3/	74.5	103.2
Total Loans Outstanding	6,265.5	8,672.3



Loans Outstanding		
Largest 5 Exposures 4/	SDR	As a % of quota
<b>Ghana</b>	744.3	101
<b>Cote d'Ivoire</b>	661.5	102
Bangladesh	594.2	56
Kenya	381.3	70
<b>Cameroon</b>	281.0	102



1/ -- Indicates zero value, zero indicates amounts less than SDR 0.05 million. Totals may not add due to rounding.

2/ The last commitment under the old ESF-HAC Facility expired on December 3, 2011.

3/ Includes outstanding and overdue loans under the (former) Structural Adjustment Facility and Trust Fund.

4/ Members with current arrangements are bolded.

**Table 3b. Current Financial Arrangements (PRGT)**  
as of December 13, 2018  
(In millions of SDRs, unless indicated otherwise) 1/

Member	Amount Committed	Amount Undrawn	Amount Drawn	Loans Outstanding		Period of Arrangement	
				Amount 2/	As a % of Quota	Effective Date	Expiration Date
<b>Extended Credit Facility (19)</b>	<b>3,215</b>	<b>1,442</b>	<b>1,773</b>	<b>3,823</b>			
Afghanistan	32	14	18	38	12	20-Jul-16	31-Dec-19
Benin	111	64	48	103	83	07-Apr-17	06-Apr-20
Burkina Faso	108	90	18	147	122	14-Mar-18	13-Mar-21
Cameroon	483	221	262	281	102	26-Jun-17	25-Jun-20
Central African Rep.	134	46	88	125	112	20-Jul-16	19-Jul-19
Chad	224	119	105	195	139	30-Jun-17	29-Jun-20
Cote d'Ivoire	217	97	120	661	102	12-Dec-16	11-Dec-19
Ghana	664	133	531	744	101	03-Apr-15	02-Apr-19
Guinea	120	86	34	214	100	11-Dec-17	10-Dec-20
Guinea-Bissau	23	6	17	24	86	10-Jul-15	09-Jul-19
Madagascar	251	94	156	217	89	27-Jul-16	26-Nov-19
Malawi	78	56	22	165	119	30-Apr-18	29-Apr-21
Mali	187	32	155	200	107	18-Dec-13	17-Dec-18
Mauritania	116	83	33	84	65	06-Dec-17	05-Dec-20
Moldova	43	16	27	110	64	07-Nov-16	06-Nov-19
Niger	118	76	42	147	112	23-Jan-17	22-Jan-20
Sao Tome-Principe	4	1	4	5	34	13-Jul-15	31-Dec-18
Sierra Leone	124	109	16	265	128	30-Nov-18	29-Jun-22
Togo	176	101	76	97	66	05-May-17	04-May-20
<b>Total Current PRGT Arrangements (19)</b>	<b>3,215</b>	<b>1,442</b>	<b>1,773</b>	<b>3,823</b>			
Memorandum Items:							
Credit outstanding from members without current arrangement and outright loans.				2,443			
Total Credit Outstanding.				6,266			

1/ -- Indicates zero value, zero indicates amounts less than SDR 0.5 million. Totals may not add due to rounding.

2/ Includes Loans Outstanding under expired arrangements and outright loans.