



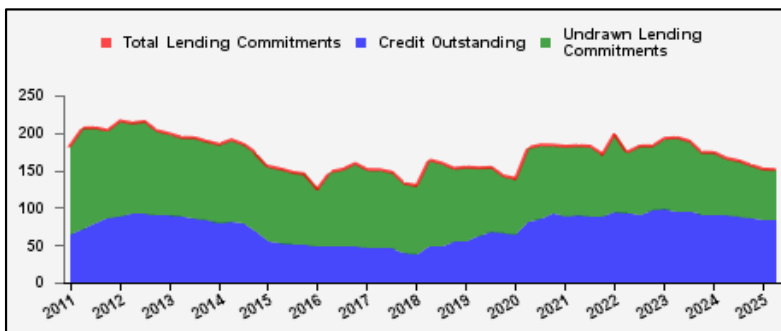
# Weekly Report on Key Financial Statistics

**Table 1. Key Indicators 1/**

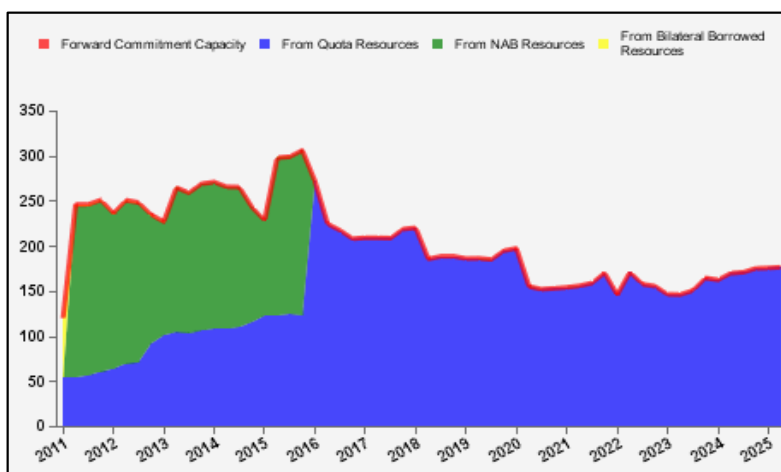
as of April 04, 2025

(In billions of SDRs, unless indicated otherwise)

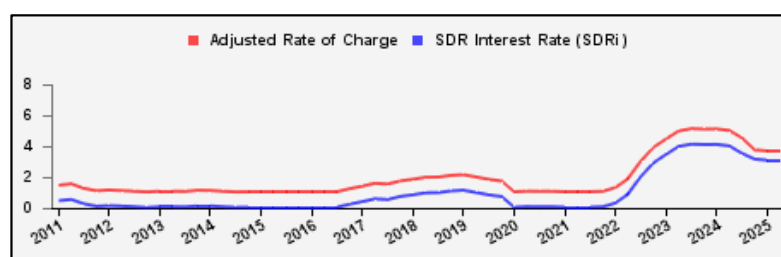
GRA Lending and Resources	SDR	USD
I. Total Lending Commitments, of which:	150.7	201.8
Undrawn Lending Commitments	66.7	89.4
Credit Outstanding	84.0	112.4
II. Forward Commitment Capacity (FCC)	177.0	237.1
III. Unactivated Borrowed Resources, of which: 2/	370.3	495.9
NAB	279.6	374.4
Bilateral Borrowing Agreements 3/	90.7	121.4
IV. Total GRA Resources (I. + II. + III.)	698.0	934.7



Forward Commitment Capacity (FCC)	SDR	USD
I. Usable resources (a) + (b)	310.4	415.6
(a) Fund quota resources	310.4	415.6
(b) Fund borrowed resources	--	--
II. Undrawn balances under GRA lending commitments	66.7	89.4
Precautionary 4/	47.2	63.2
Non-precautionary	19.5	26.1
III. Uncommitted usable resources ( I - II )	243.6	326.3
IV. Repurchases one-year forward	11.1	14.9
V. Repayments of borrowed resources one-year forward	--	--
VI. Prudential balance	77.7	104.1
VII. Forward commitment capacity ( III + IV - V - VI ) 5/	177.0	237.1
(a) From Quota resources	177.0	237.1
(b) From NAB resources	--	--
(c) From Bilateral Borrowed resources	--	--



Rates	Percent
1 SDR = USD	1.33914
SDR Interest Rate (SDRi)	3.088
Average SDRi over the previous 12-month period	3.619
Adjusted Rate of Charge	3.688
Adjusted Rate of Remuneration	3.088



1/ Figures highlighted in blue changed from previous issued report; -- Indicates zero value, zero indicates amounts less than SDR 0.05 billion. Totals may not add due to rounding.

2/ Excludes 20% prudential balance and borrowing lines of participants/members that are currently not in the FTP. For the NAB, also excludes any outstanding NAB claims; and undrawn committed resources under current NAB-eligible arrangements, if any.

3/ The decline in the commitments under the 2020 Bilateral Borrowing Agreements (BBAs) since January 1, 2025 is temporary and will be restored as creditors continue to complete their domestic process to extend their BBAs beyond end-December 2024. Once the extensions are ratified, the terms of these BBAs will be extended retroactively from January 1, 2025.

4/ Undrawn balances under arrangements treated as precautionary by the authorities.

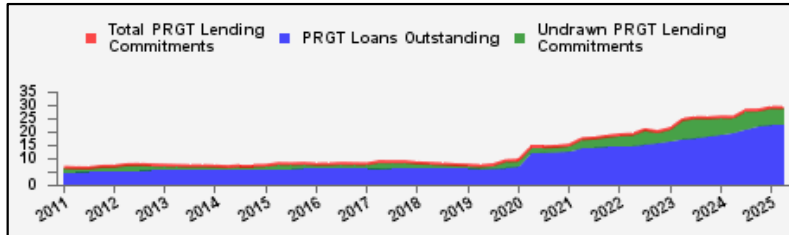
5/ In the event of activation of the NAB and/or bilateral borrowed resources, the FCC is modified to take account of additional usable resources under these arrangements (which exclude a prudential balance and non-FTP members).

**Table 1. Key Indicators (continued) 1/**

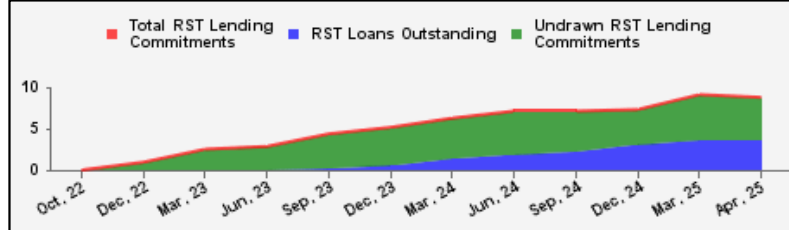
as of April 04, 2025

(In billions of SDRs, unless indicated otherwise)

<b>PRGT Lending and Resources</b>	<b>SDR</b>	<b>USD</b>
I. Total Lending Commitments, of which:	29.0	38.8
Ia. Undrawn lending commitments	6.4	8.6
Ib. Loans Outstanding	22.5	30.2
II. Undrawn Loan Resources	34.4	46.1
III. Uncommitted Loan Resources (II. - Ia.)	28.0	37.5



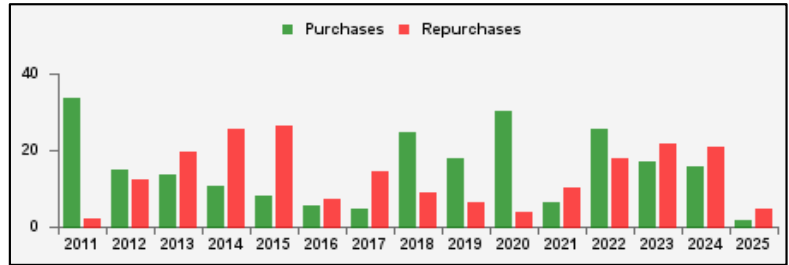
<b>RST Lending and Resources</b>	<b>SDR</b>	<b>USD</b>
I. Total Lending Commitments, of which:	8.8	11.7
Ia. Undrawn lending commitments	5.1	6.8
Ib. Loans Outstanding	3.7	4.9
II. Undrawn Loan Resources	18.5	24.8
III. Uncommitted Loan Resources (II. - Ia.)	13.5	18.0



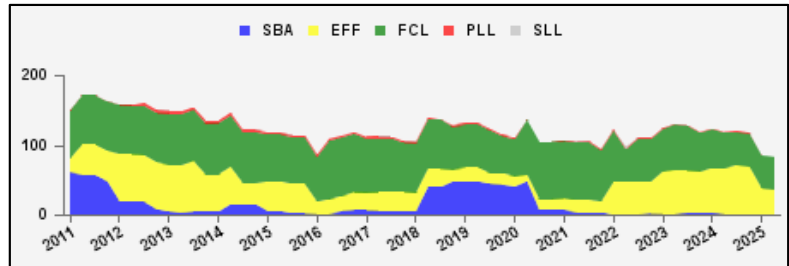
1/ Figures highlighted in blue changed from previous issued report; -- Indicates zero value, zero indicates amounts less than SDR 0.05 billion. Totals may not add due to rounding.

**Table 2a. Use of GRA Resources 1/**  
as of April 04, 2025  
(In billions of SDRs, unless indicated otherwise)

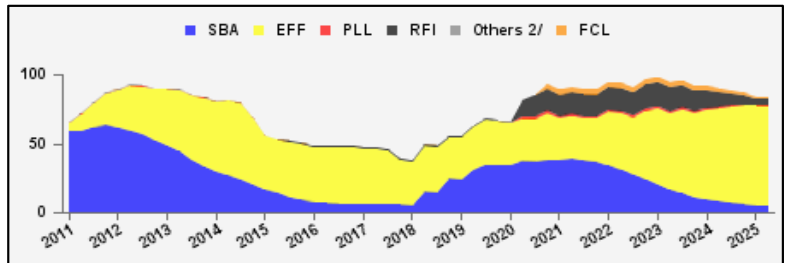
GRA Lending (Calendar year to date)	SDR	USD
Purchases	1.6	2.2
Financed by Quota Resources	1.6	2.2
Financed by Borrowings	--	--
Repurchases	4.8	6.4
Commitments Approved	4.5	6.0



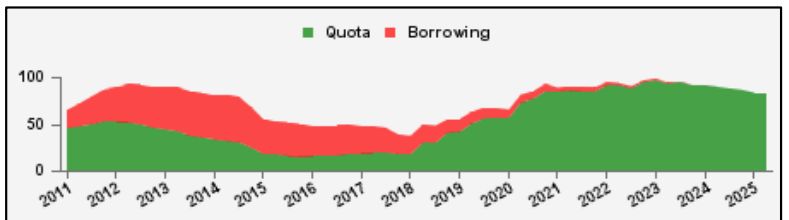
Commitments Under Current GRA Arrangements	Number of	SDR	USD
Standby Arrangement (SBA)	3	0.4	0.6
Extended Fund Facility (EFF)	18	36.6	49.0
Flexible Credit Line (FCL)	4	46.8	62.7
Precautionary and Liquidity Line (PLL)	--	--	--
Short-Term Liquidity Line (SLL)	--	--	--
Total Current Arrangements	25	83.8	112.2



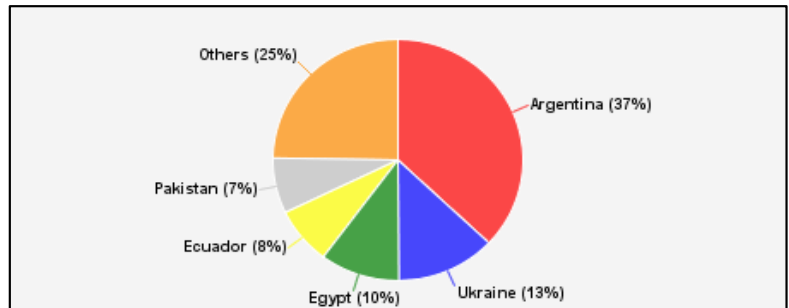
Credit Outstanding by Facility	SDR	USD
Standby Arrangement (SBA)	5.7	7.6
Extended Fund Facility (EFF)	71.8	96.1
Flexible Credit Line (FCL)	1.4	1.9
Precautionary and Liquidity Line (PLL)	0.5	0.6
Short-Term Liquidity Line (SLL)	--	--
Rapid Financing Instrument (RFI)	4.6	6.2
Others 2/	--	--
Total Credit Outstanding	84.0	112.4



Credit Outstanding by Financing Sources	SDR	USD
Financed by Quota Resources	84.0	112.4
Financed by Borrowings	--	--
Total Credit Outstanding	84.0	112.4



	Credit Outstanding	
Largest 5 Exposures 3/	SDR	As a % of quota
Argentina	31.1	976
<b>Ukraine</b>	10.8	537
<b>Egypt</b>	8.6	423
<b>Ecuador</b>	6.4	922
<b>Pakistan</b>	6.2	307



1/ Figures highlighted in blue changed from previous issued report; -- Indicates zero value, zero indicates amounts less than SDR 0.05 billion. Totals may not add due to rounding.

2/ Includes outstanding credit under the former Compensatory Financing Facility; for the chart also includes outstanding credit under the former Emergency Post Conflict and Natural Disaster Assistance policy.

3/ Members with current arrangements are bolded.

# Table 2b. Current Financial Arrangements (GRA)

as of April 04, 2025  
(In millions of SDRs, unless indicated otherwise) 1/

Member	Amount Committed	Amount Undrawn	Amount Drawn	Credit Outstanding		Period of Arrangement	
				Amount 2/	As a % of Quota	Effective Date	Expiration Date
<b>Standby Arrangement (3)</b>	<b>419</b>	<b>419</b>	--	<b>540</b>			
Armenia 3/	129	129	--	130	101	12-Dec-22	11-Dec-25
Georgia 3/	210	210	--	404	192	15-Jun-22	14-Jun-25
Kosovo 3/	80	80	--	5	6	25-May-23	24-May-25
<b>Extended Fund Facility (18)</b>	<b>36,579</b>	<b>19,522</b>	<b>17,057</b>	<b>40,270</b>			
Bangladesh	1,646	706	940	984	92	30-Jan-23	29-Jul-26
Barbados	85	14	71	355	376	07-Dec-22	06-Dec-25
Benin	323	35	288	319	257	08-Jul-22	07-Jan-26
Cameroon	396	37	359	359	130	29-Jul-21	28-Jul-25
Cote d'Ivoire	1,734	743	991	1,432	220	24-May-23	23-Sep-26
Ecuador	3,000	1,871	1,129	6,434	922	31-May-24	30-May-28
Egypt	6,112	3,691	2,420	8,626	423	16-Dec-22	15-Oct-26
El Salvador	1,034	948	86	122	43	26-Feb-25	25-Jun-28
Honduras	416	257	159	232	93	21-Sep-23	20-Sep-26
Jordan	926	587	340	1,492	435	10-Jan-24	09-Jan-28
Mauritania	43	13	30	30	23	25-Jan-23	24-Jul-26
Moldova	396	26	371	435	252	20-Dec-21	19-Oct-25
Pakistan	5,320	4,560	760	6,230	307	25-Sep-24	24-Oct-27
Papua New Guinea	456	242	214	214	81	22-Mar-23	21-Dec-26
Senegal	755	539	216	599	185	26-Jun-23	25-Jun-26
Seychelles	42	18	24	90	395	31-May-23	30-May-26
Sri Lanka	2,286	1,270	1,016	1,516	262	20-Mar-23	19-Mar-27
Ukraine	11,608	3,965	7,644	10,803	537	31-Mar-23	30-Mar-27
<b>Flexible Credit Line (4)</b>	<b>46,787</b>	<b>46,787</b>	--	<b>1,675</b>			
Chile 3/	10,466	10,466	--	--	--	27-Aug-24	26-Aug-26
Colombia 3/	6,134	6,134	--	1,406	69	26-Apr-24	25-Apr-26
Mexico 3/	26,738	26,738	--	--	--	15-Nov-23	14-Nov-25
Morocco 3/ 4/	3,450	3,450	--	269	30	02-Apr-25	01-Apr-27
<b>Total Current GRA Arrangements (25)</b>	<b>83,785</b>	<b>66,729</b>	<b>17,057</b>	<b>42,484</b>			
Memorandum Items:							
Credit outstanding from members without current arrangement and outright disbursements.				41,485			
Total Credit Outstanding.				83,969			

1/ -- Indicates zero value, zero indicates amounts less than SDR 0.5 million. Totals may not add due to rounding.

2/ Includes Credit Outstanding under expired arrangements and outright disbursements.

3/ The undrawn commitment of the arrangement is treated as precautionary by the authorities.

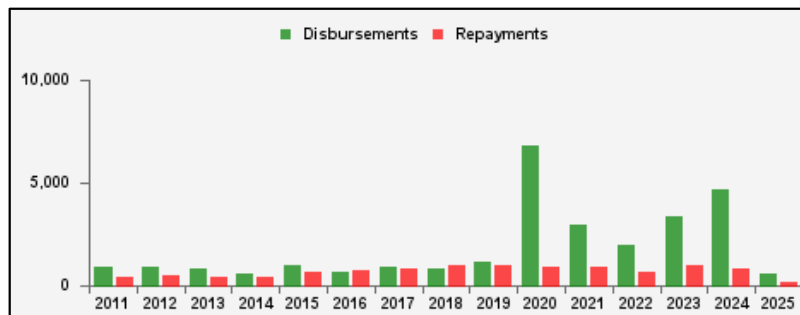
4/ Morocco made purchases under its previous Precautionary and Liquidity Line (PLL) expired in April 2020, of which SDR 268.9 million remains outstanding

**Table 3a. Use of Concessional PRGT Resources 1/**

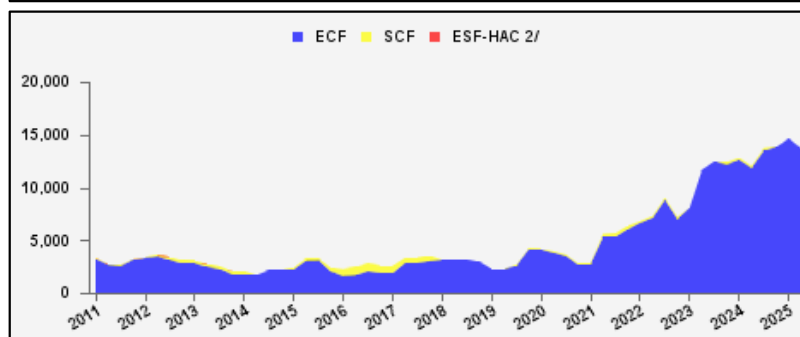
as of April 04, 2025

(In millions of SDRs, unless indicated otherwise)

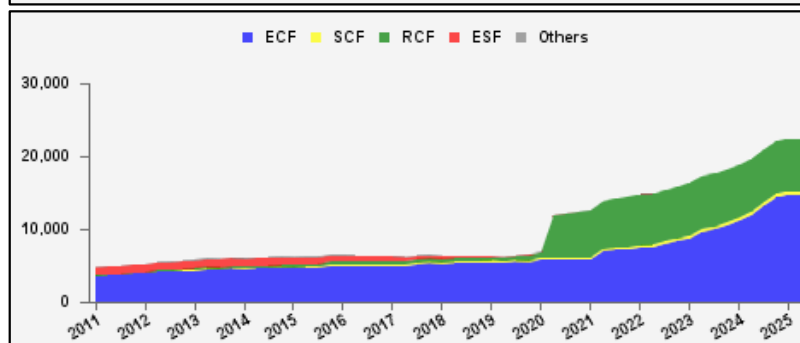
PRGT Lending (Calendar year to date)	SDR	USD
Disbursements	552.6	740.0
Repayments	173.7	232.6
Commitments Approved	1,332.5	1,784.4



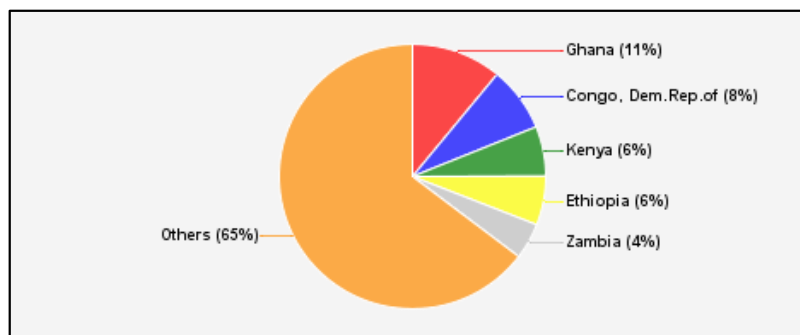
Commitments Under Current PRGT Arrangements	Number of	SDR	USD
Extended Credit Facility (ECF)	30	13,785.7	18,461.0
Standby Credit Facility (SCF)	--	--	--
Total Current Arrangements	30	13,785.7	18,461.0



Loans Outstanding by Facility	SDR	USD
Extended Credit Facility (ECF)	14,818.7	19,844.4
Standby Credit Facility (SCF)	517.7	693.3
Rapid Credit Facility (RCF)	7,208.2	9,652.8
(former) Exogenous Shocks Facility (ESF)	--	--
Others 3/	--	--
Total Loans Outstanding	22,544.6	30,190.4



Loans Outstanding		
Largest 5 Exposures 4/	SDR	As a % of quota
<b>Ghana</b>	2,469.6	335
<b>Congo, Dem.Rep.of</b>	1,789.1	168
Kenya	1,367.2	252
<b>Ethiopia</b>	1,347.7	448
<b>Zambia</b>	992.9	101



1/ Figures highlighted in blue changed from previous issued report; -- Indicates zero value, zero indicates amounts less than SDR 0.05 million. Totals may not add due to rounding.

2/ The last commitment under the old ESF-HAC Facility expired on December 3, 2011.

3/ Includes outstanding and overdue loans under the (former) Structural Adjustment Facility and Trust Fund.

4/ Members with current arrangements are bolded.

## Table 3b. Current Financial Arrangements (PRGT)

as of April 04, 2025

(In millions of SDRs, unless indicated otherwise) 1/

Member	Amount Committed	Amount Undrawn	Amount Drawn	Loans Outstanding		Period of Arrangement	
				Amount 2/	As a % of Quota	Effective Date	Expiration Date
<b>Extended Credit Facility (30)</b>	<b>13,786</b>	<b>6,412</b>	<b>7,374</b>	<b>15,754</b>			
Bangladesh	823	353	470	684	64	30-Jan-23	29-Jul-26
Benin	161	18	144	349	282	08-Jul-22	07-Jan-26
Burkina Faso	229	157	72	324	269	21-Sep-23	20-Sep-27
Cabo Verde	45	5	41	64	271	15-Jun-22	14-Jun-25
Cameroon	198	18	179	755	274	29-Jul-21	28-Jul-25
Central African Rep.	147	98	49	200	180	27-Apr-23	26-Jun-26
Comoros	32	18	14	20	112	01-Jun-23	31-May-27
Congo, Dem.Rep.of	1,333	1,142	190	1,789	168	15-Jan-25	14-Mar-28
Cote d'Ivoire	867	372	496	946	145	24-May-23	23-Sep-26
Ethiopia	2,556	1,342	1,214	1,348	448	29-Jul-24	28-Jul-28
Gambia	75	50	25	118	189	12-Jan-24	11-Jan-27
Ghana	2,242	801	1,441	2,470	335	17-May-23	16-May-26
Guinea-Bissau	40	9	30	52	184	30-Jan-23	29-Jan-26
Honduras	208	128	80	197	79	21-Sep-23	20-Sep-26
Liberia	155	116	39	181	70	25-Sep-24	24-Jan-28
Madagascar	257	183	73	661	270	21-Jun-24	20-Jun-27
Malawi	132	105	26	309	222	15-Nov-23	14-Nov-27
Mauritania	21	6	15	230	179	25-Jan-23	24-Jul-26
Moldova	198	19	179	266	154	20-Dec-21	19-Oct-25
Mozambique	341	91	250	554	244	09-May-22	08-May-25
Nepal	282	63	220	380	242	12-Jan-22	11-Jan-26
Niger	197	26	171	360	274	08-Dec-21	07-Dec-25
Papua New Guinea	228	121	107	370	141	22-Mar-23	21-Dec-26
Sao Tome-Principe	19	15	4	28	187	19-Dec-24	18-Apr-28
Senegal	378	270	108	410	127	26-Jun-23	25-Jun-26
Sierra Leone	187	152	35	337	163	31-Oct-24	30-Dec-27
Somalia	75	30	45	87	53	19-Dec-23	18-Dec-26
Tanzania	796	227	569	967	243	18-Jul-22	17-May-26
Togo	294	198	95	305	208	01-Mar-24	31-Aug-27
Zambia	1,272	279	993	993	102	31-Aug-22	30-Oct-25
<b>Total Current PRGT Arrangements (30)</b>	<b>13,786</b>	<b>6,412</b>	<b>7,374</b>	<b>15,754</b>			
Memorandum Items:							
Credit outstanding from members without current arrangement and outright loans.				6,791			
Total Credit Outstanding.				22,545			

1/ -- Indicates zero value, zero indicates amounts less than SDR 0.5 million. Totals may not add due to rounding.

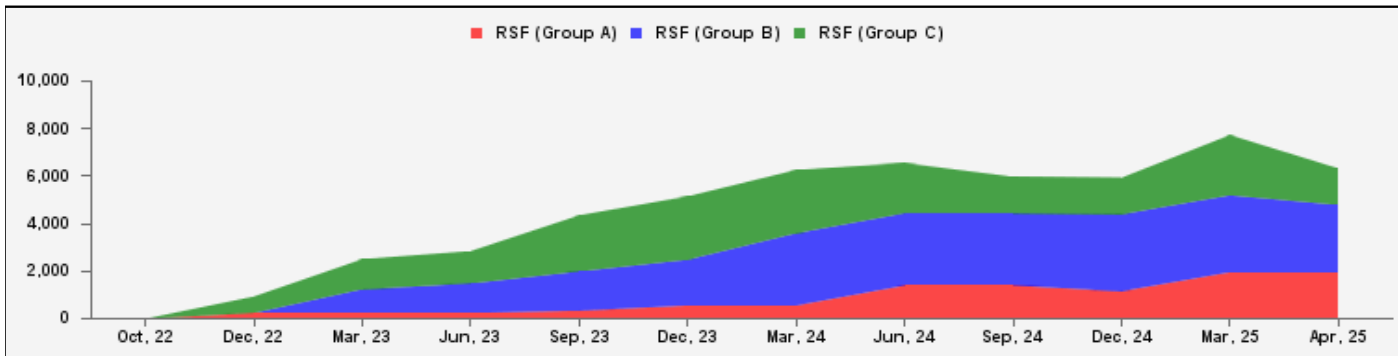
2/ Includes Loans Outstanding under expired arrangements and outright loans.

**Table 4a. Use of RST Resources 1/**  
as of April 04, 2025  
(In millions of SDRs, unless indicated otherwise)

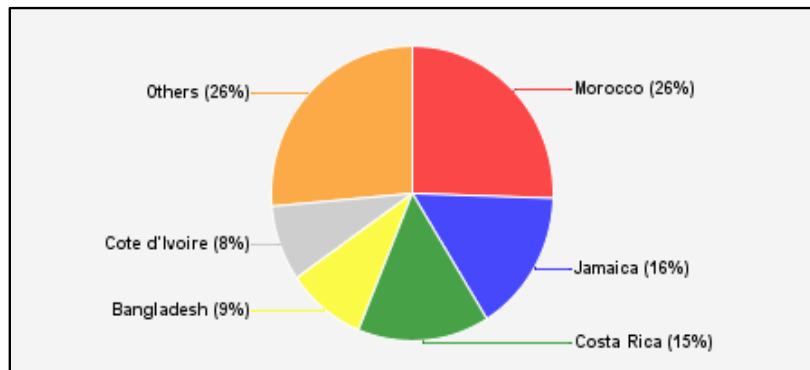
<b>RST Lending (Calendar year to date)</b>	<b>SDR</b>	<b>USD</b>
Disbursements	489.3	655.3
Repayments	--	--
Commitments Approved	1,799.5	2,409.8

<b>Commitments Under Current RST Arrangements by Interest Rate Group 2/</b>	<b>Number of</b>	<b>SDR</b>	<b>USD</b>	<b>Loans Outstanding by Interest Rate Group</b>	<b>SDR</b>	<b>USD</b>
Resilience and Sustainability Facility (Group A)	6	1,956.2	2,619.6	Resilience and Sustainability Facility (Group A)	436.0	583.9
Resilience and Sustainability Facility (Group B)	7	2,831.6	3,792.0	Resilience and Sustainability Facility (Group B)	994.9	1,332.3
Resilience and Sustainability Facility (Group C)	5	1,540.2	2,062.5	Resilience and Sustainability Facility (Group C)	2,242.9	3,003.6
Total Current Arrangements	18	6,328.0	8,474.1	Total Loans Outstanding	3,673.8	4,919.8

**RST Commitments 3/**



	<b>Loans Outstanding</b>	
<b>Largest 5 Exposures 4/</b>	<b>SDR</b>	<b>As a % of quota</b>
Morocco	937.5	105
Jamaica	574.4	150
Costa Rica	554.1	150
<b>Bangladesh</b>	333.4	31
<b>Cote d'Ivoire</b>	304.9	47



1/ Figures highlighted in blue changed from previous issued report; -- Indicates zero value, zero indicates amounts less than SDR 0.05 million. Totals may not add due to rounding.

2/ The RSF has a tiered interest rate structure that differentiates financing terms across groups of countries (Group A, B, and C) with lower income members benefiting from more concessional terms. For details of the RST's tiered interest rate structure refer to the RST instrument (Attachment A, IMF Executive Board Decision No. 17231-(22/37) April 13, 2022, as amended).

3/ On October 12, 2022, the IMF's Managing Director announced that the RST has become operational, and the first RSF arrangement was approved on November 14, 2022.

4/ Members with current arrangements are bolded.

## Table 4b. Current Financial Arrangements (RST)

as of April 04, 2025  
(In millions of SDRs, unless indicated otherwise) 1/

Member 2/	Amount Committed	Amount Undrawn	Amount Drawn	Loans Outstanding		Period of Arrangement	
				Amount 3/	As a % of Quota	Effective Date	Expiration Date
<b>Resilience and Sustainability Facility (Group A) (6) 4/</b>	<b>1,956</b>	<b>1,760</b>	<b>196</b>	<b>196</b>			
Cabo Verde	24	16	8	8	33	11-Dec-23	14-Jun-25
Congo, Dem.Rep.of	800	800	--	--	--	15-Jan-25	14-Mar-28
Madagascar	244	204	41	41	17	21-Jun-24	20-Jun-27
Mauritania	193	149	45	45	35	19-Dec-23	24-Jul-26
Niger	99	39	60	60	46	05-Jul-23	07-Dec-25
Tanzania	597	554	43	43	11	20-Jun-24	17-May-26
<b>Resilience and Sustainability Facility (Group B) (7) 4/</b>	<b>2,832</b>	<b>1,972</b>	<b>859</b>	<b>859</b>			
Bangladesh	1,000	667	333	333	31	30-Jan-23	29-Jul-26
Benin	149	99	50	50	40	14-Dec-23	07-Jan-26
Cameroon	138	69	69	69	25	29-Jan-24	28-Jul-25
Cote d'Ivoire	976	671	305	305	47	15-Mar-24	23-Sep-26
Moldova	129	75	54	54	31	06-Dec-23	19-Oct-25
Papua New Guinea	197	197	--	--	--	11-Dec-24	21-Dec-26
Senegal	243	194	49	49	15	26-Jun-23	25-Jun-26
<b>Resilience and Sustainability Facility (Group C) (5) 4/</b>	<b>1,540</b>	<b>1,363</b>	<b>177</b>	<b>177</b>			
Barbados	142	28	113	113	120	07-Dec-22	06-Dec-25
Egypt	1,000	1,000	--	--	--	10-Mar-25	15-Oct-26
Kosovo	62	8	54	54	66	25-May-23	24-May-25
Paraguay	302	302	--	--	--	19-Dec-23	20-Nov-25
Seychelles	34	25	9	9	41	31-May-23	30-May-26
<b>Total Current RST Arrangements (18)</b>	<b>6,328</b>	<b>5,096</b>	<b>1,232</b>	<b>1,232</b>			
Memorandum Items:							
Credit outstanding from members without current arrangement.				2,442			
Total Credit Outstanding.				3,674			

1/ -- Indicates zero value, zero indicates amounts less than SDR 0.5 million. Totals may not add due to rounding.