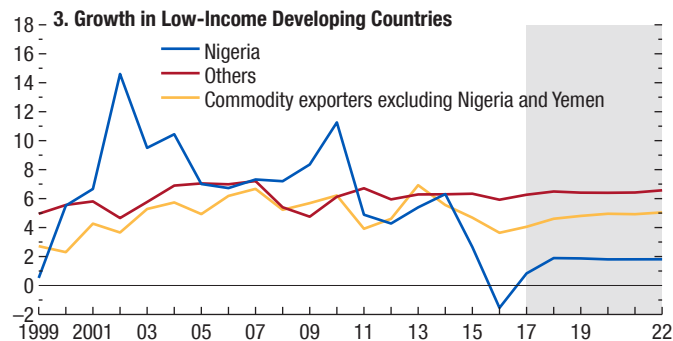
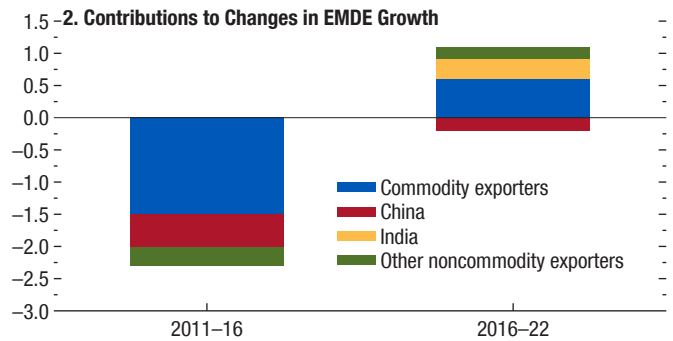
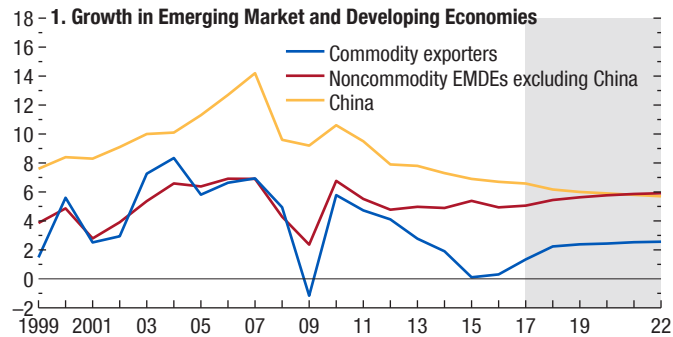


**Figure 1.12. GDP Growth, 1999–2021**  
(Percent)

Among emerging market and developing economies, growth rates have diverged markedly since 2011 between the commodity-exporter and -importer groups. Growth in exporters is projected to pick up over 2017–19, but to remain below the average growth rate for 2000–10. Growth in importers is projected to remain buoyant.



Source: IMF staff estimates.

Note: Commodity exporters includes fuel and nonfuel primary products exporters, as indicated in Table D of the Statistical Appendix, plus Brazil and Peru. EMDE = emerging market and developing economy.