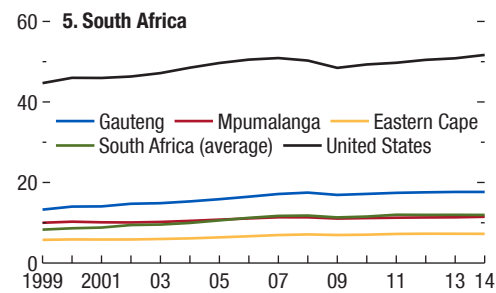
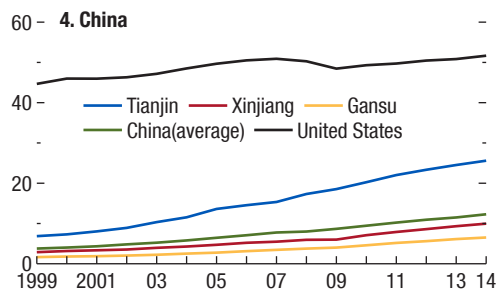
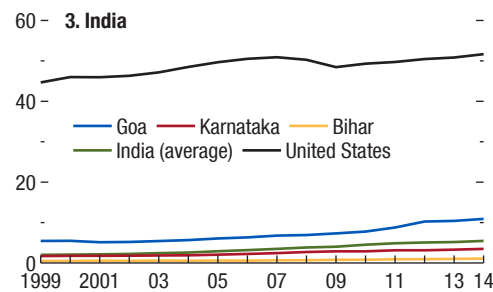
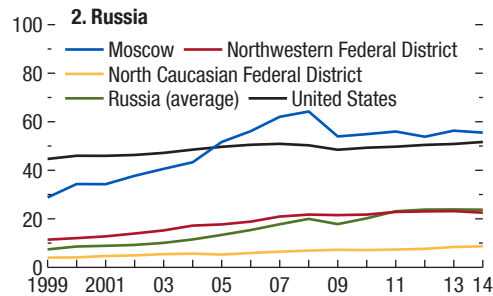
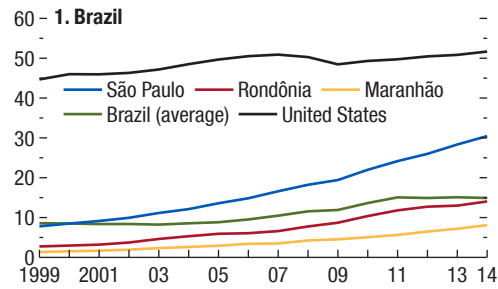


### Figure 2.1.1. Decomposition of Selected Emerging Market Economies by Province

(Real PPP GDP per capita, thousands of PPP U.S. dollars)



Source: IMF staff calculations.

Note: The selected provinces within each country denote the top, median, and bottom provinces, ordered by real PPP GDP per capita for 2014. PPP adjustment is calculated using the base year 2010. PPP = purchasing power parity.