




STATISTICS

D4D Fund Implementation Progress

JANUARY 31, 2023

Paul Austin

Division Chief, IMF Statistics Department



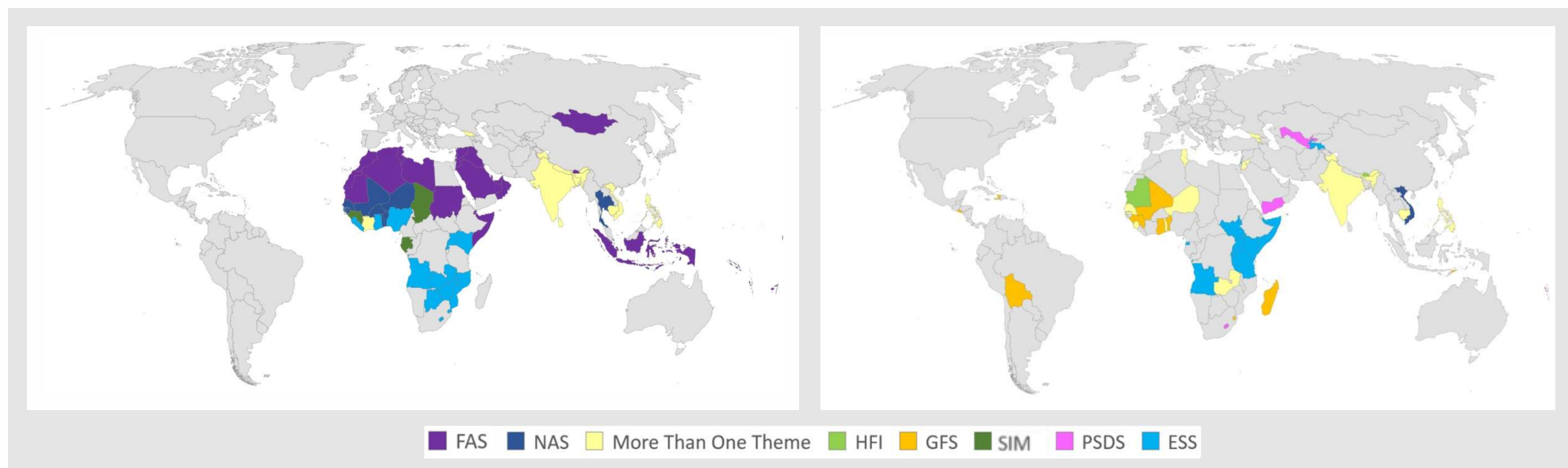
Steady Work Plan Implementation



40 Activities Delivered From May to December 2022

Regional Workshops | 7 workshops benefiting **251** country representatives from **70** different countries

TA Missions | **33** TA missions benefiting **26** different countries
Ad-Hoc Advisory Services | **38** interventions benefiting **24** different countries



1/5 of work plan implemented: **1/3** of CD activities benefitted AFR
 (**1/2** of CD activities delivered in person)

2/3 of fragile states benefitted from CD activities
1/2 of extended list of beneficiary countries received CD (*Armenia, Jordan*)

Implementation Challenges



Continued adaptation to gradual resumption of in-person CD delivery post-pandemic, with an acceleration since September



CD modality

Switching back from remote to in-person CD delivery post-pandemic took extra preparation time.



Timing of follow-up

Most missions are now follow-up missions, and recommendations from previous missions need to be implemented before delivery.



Seasonality

Uptick of CD activity is traditionally recorded towards the end of a fiscal year.



Beneficiary agency constraints

Resource constraints of recipient agencies, mainly the national statistics offices that focus on maintaining production of more traditional datasets.



Coordination

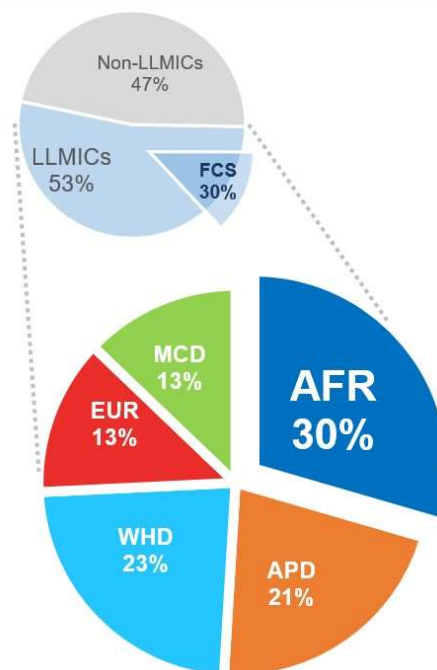
With **RCDCs**, to bridge capacity gaps resulting from staff turnover during the pandemic;

With **other development partners**, to adjust timing to leverage complementary CD.

Online Learning – The Multiplier Effect Continues



41 Online Courses Offering Already Benefitted Over **8,300** Participants



- Quarterly National Accounts / High Frequency Indicators (QNA/HFIx)
- Financial Soundness Indicators (FSIx)
- Producer Price Index/Export-Import Price Index (PPI/XMPIx)

under development

Financial Access Survey – A Valued Tool



The Financial Access Survey (FAS) reporting continues to expand, providing insights about financial inclusion post-pandemic.

Number of country reporters to the FAS database

	2021 Round	2022 Round (as of December 2022)
Total reporters	165	167
Gender data reporters	71	82
Mobile money reporters	82	86

Number of jurisdictions reporting **gender-disaggregated data** has risen to **82** — a 15 % increase relative to the previous round.

Four additional jurisdictions started to report data on the use of **mobile money**, increasing the number of reporting jurisdictions to **86**, which covers roughly 90 percent of countries where mobile money services are available.

Mid-Term Program Evaluation / Donor Coordination



The Mid-Term Program Evaluation Is Completed

- ✓ Evaluation Sub-Committee established
(provides strategic guidance during the process)
- ✓ Inception note finalized
(lays out methodology, processes and timeline)
- ✓ Evaluation report completed
(findings from desk work, interviews and surveys)

Members of the Evaluation Sub-Committee

D4D Fund Steering Committee	D4D Fund CD Recipients	IMF
Japan	Uganda	AFR, APD
Luxembourg	Uzbekistan	FAD, ICD
Switzerland	Vietnam	STA

The evaluation was circulated to the SC

- Volume I contains recommendations
- Volume II contains case studies
- Recommendations to be discussed and addressed



Donor Coordination Remains a Continued Engagement

Strategic and Operational coordination is in full swing








Cooperating on CD to AFR
(e.g., SDMX under Module 4)

Looking Ahead



Next Steering Committee Meeting in June 2023

-  Work plan implementation
-  Next 18-month work plan to endorse
-  Interim reporting on strategic log frame
-  Early discussion on Phase II
-  Virtual, Hybrid or In-person setup ?

Thank you

