

IMF CAPACITY DEVELOPMENT

2025 HIGHLIGHTS

EXCERPTS FROM THE IMF ANNUAL REPORT

GETTING TO GROWTH IN AN AGE OF UNCERTAINTY



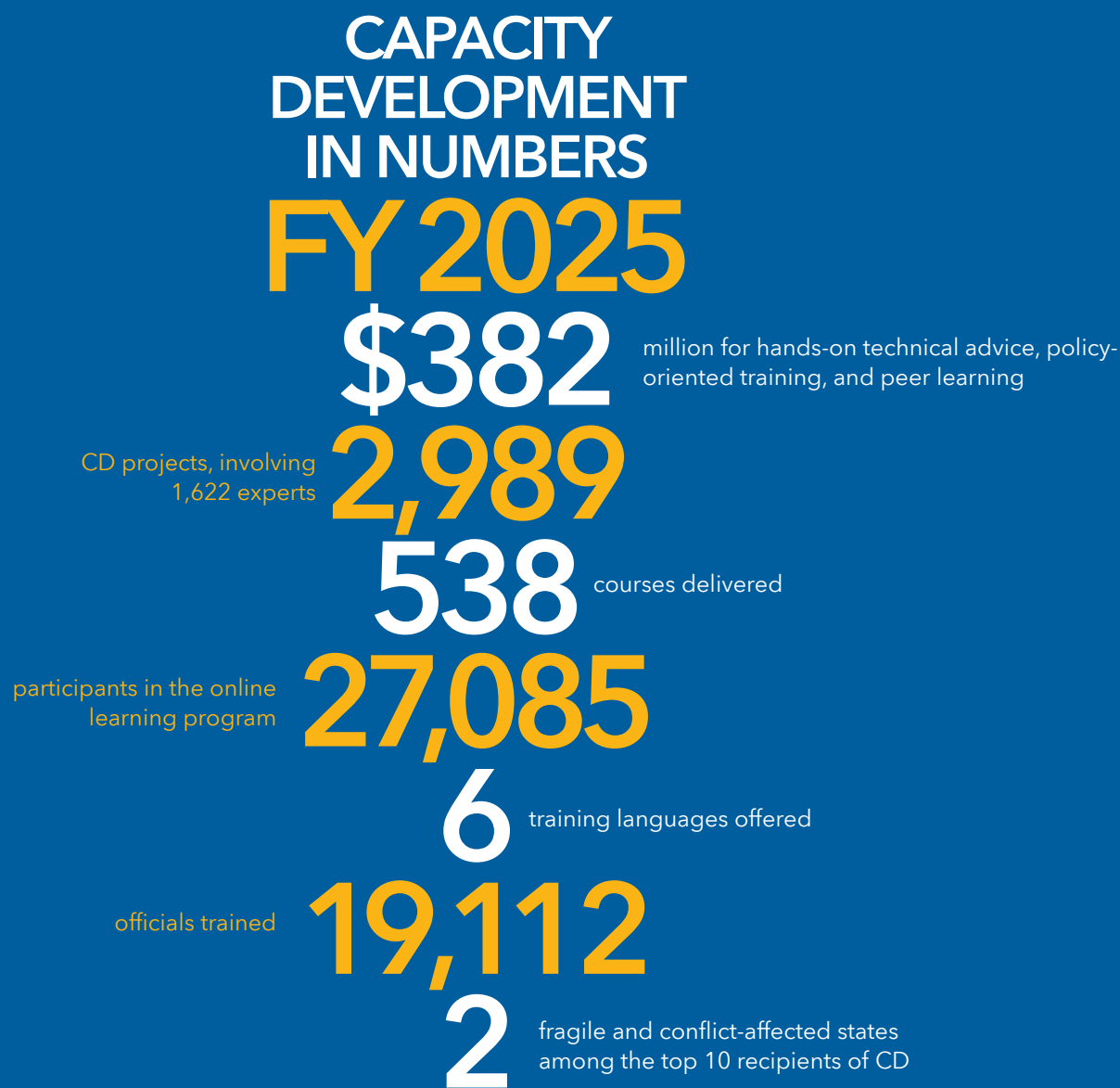
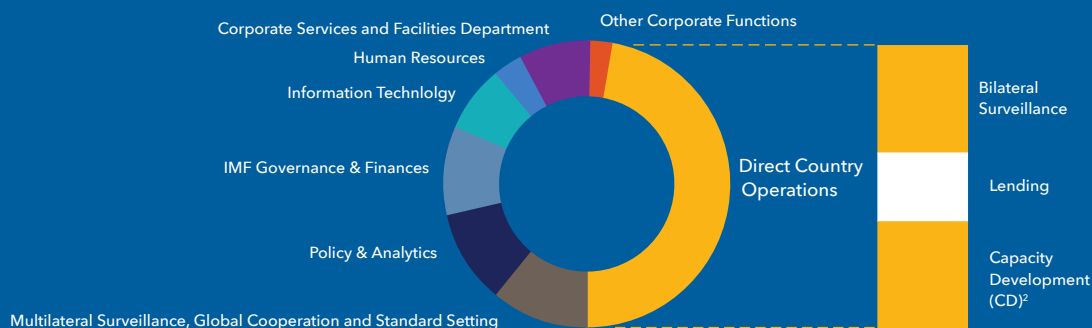


FIGURE 2.3. IMF SPENDING BY MAIN OUTPUT, FY 2025¹
PERCENT



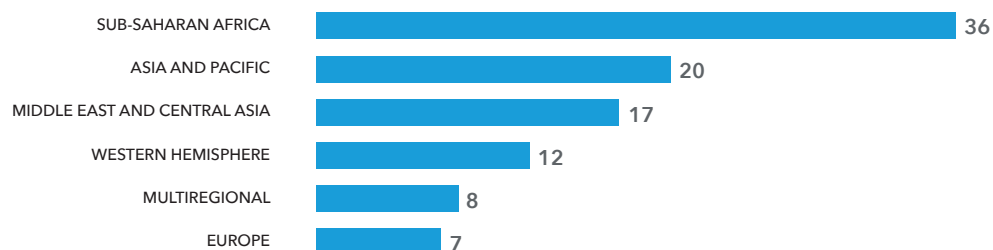
Source: IMF staff calculations.

¹ Excludes central reserves. Direct country operations include only direct engagement with membership.

² Delivery only. Excludes capacity development activities related to policy, analytics, and other output areas.

WHAT WE DO : CAPACITY DEVELOPMENT IN NUMBERS

FIGURE 2.4.
CAPACITY
DEVELOPMENT
DELIVERY BY
REGION
FY 2025
(Percent of total)



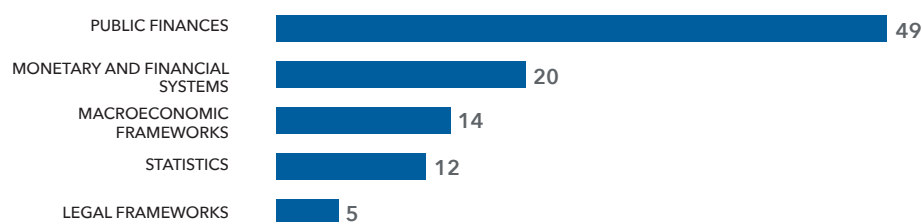
Sources: IMF, Capacity Development Management and Administration Program; and IMF staff calculations.

FIGURE 2.5.
CAPACITY
DEVELOPMENT
DELIVERY BY
**COUNTRY
INCOME
GROUP**
FY 2025
(Percent of total)



Sources: IMF, Capacity Development Management and Administration Program; and IMF staff calculations.

FIGURE 2.6.
DIRECT CAPACITY
DEVELOPMENT
DELIVERY BY
TOPIC
FY 2025
(Percent of total)

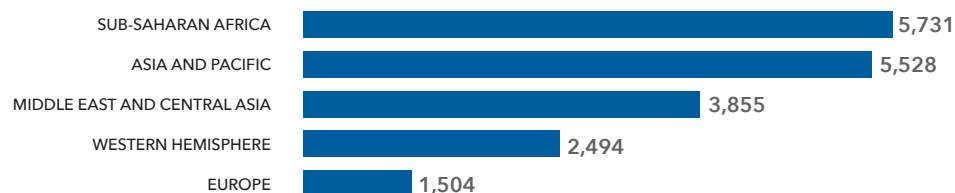


Sources: IMF, Capacity Development Management and Administration Program; and IMF staff calculations.

WHAT WE DO : CAPACITY DEVELOPMENT IN NUMBERS

FIGURE 2.7.

TRAINING PARTICIPATION BY PARTICIPANTS' REGION OF ORIGIN FY 2025 (Number of participants)



Sources: IMF, Participant and Applicant Tracking System; and IMF staff calculations.

Note: Preliminary data. Most IMF training falls under the Institute for Capacity Development (ICD) training program, which includes training coordinated by ICD and delivered by ICD and other departments at IMF headquarters and globally at the IMF's regional capacity development centers and in programs for country officials. Training also includes IMF online courses successfully completed by country officials. In addition, training is provided by functional departments or external partners at the regional capacity development centers outside the ICD training program.

FIGURE 2.8.

TRAINING PARTICIPATION BY INCOME GROUP FY 2025 (Number of participants)



Sources: IMF, Participant and Applicant Tracking System; and IMF staff calculations.

Note: Preliminary data. Most IMF training falls under the Institute for Capacity Development (ICD) training program, which includes training coordinated by ICD and delivered by ICD and other departments at IMF headquarters and globally at the IMF's regional capacity development centers and in programs for country officials. Training also includes IMF online courses successfully completed by country officials. In addition, training is provided by functional departments outside the ICD training program.

Top 10 Partners for IMF Capacity Development

(Contributions in US dollars over the past three years, FYs 2022–25)

1. Japan
2. European Union
3. Saudi Arabia
4. Switzerland
5. China
6. France
7. Germany
8. India
9. The Netherlands
10. Kuwait

Note: Based on annualized average signed agreements from FYs 2021–25, including support for regional capacity development centers provided directly by host countries.

Top 10 Recipients of IMF Capacity Development

(FY 2025, US dollar spending)

1. Ukraine
2. Sierra Leone
3. Mauritania
4. Madagascar
5. Sri Lanka
6. Cambodia
7. The Gambia
8. Uzbekistan
9. Ghana
10. Papua New Guinea

Sources: Capacity Development Management and Administration Program and Participant and Applicant Tracking System; and IMF staff calculations.

Top 10 Recipients by Training Participation

(FY 2025, participant weeks)

1. India
2. Bangladesh
3. Cameroon
4. Philippines
5. Sri Lanka
6. Nigeria
7. China
8. Nepal
9. Indonesia
10. Cambodia

Sources: Preliminary data. IMF, Participant and Applicant Tracking System; and IMF staff calculations.

Note: Participant weeks = number of participants times course duration.



IMF AR 2025
SEE MORE
ONLINE
IMF.ORG/AR2025

Access and download the 2025 Annual Report along with the financial statements and additional resources at the IMF Annual Report website. [IMF.org/AR2025](https://imf.org/AR2025)

The *Annual Report* was prepared by the Publisher Division of the IMF's Communications Department, in consultation with departments across the IMF. Jeremy Harrison, Harriet Tolputt, and Jim Beardow oversaw the work of the report team, which was under the direction of the Executive Board's Evaluation Committee, chaired by André Roncaglia. Hyun-Sung Khang was chief writer, and Nasim Amini Abbas was editor and project manager. Denise Bergeron served as production manager.

© 2025 International Monetary Fund. All Rights Reserved.

Design: Feisty Brown, feistybrown.com

Web Design: Cantilever, cantilever.co

Photography

COVER U/L Getty/Nikada

COVER U/R Getty/Westend61

COVER L/L IMF Photo/Valerie Plesch

COVER L/R Getty/alvarez

IMF CAPACITY DEVELOPMENT 2025 HIGHLIGHTS



PUBLICATIONS

imf.org/CapDev

imf.org/AR2024

#IMFCapDev