



STATISTICS



D4D Fund Phase II Second Work Plan (FY27-FY28Q2)

JUNE 22, 2026

Andrea Lemgruber

Deputy Director

Donna Muwonge

D4D Program Manager, Resource Management Division

, *IMF Statistics Department*





DATA FOR DECISIONS

Phase II

OUTLINE

1. **Scaling Up Impact: Key drivers of the Second Work Program**
2. **Programmatic Factors Driving the Scale-Up of D4D-II Activities**
3. **Proposed Budget by Module**
4. **D4D-II First Work Plan: Overview**
5. **Module-Level Work Plan Overview**
6. **Issues for Endorsement and Key Questions for Discussion**

Recap of the Implementation challenges and Mitigation

1 | CAPACITY & CONTINUITY

- High staff turnover
- Limited technical skills
- Weak IT systems
- Competing Priorities

2 | COORDINATION & DATA SHARING

- Weak interagency coordination
- Legal barriers to data sharing
- Fragmented data ecosystems
- Limited access to source data

3 | OWNERSHIP & ACCOUNTABILITY

- Limited ownership by authorities
- Challenges in securing reform buy-in
- Weak accountability for results

4 | CD-SURVEILLANCE INTEGRATION

- Data gaps not systematically identified
- Limited link between data adequacy and policy priorities
- Weaker impact of CD on surveillance and reform



Digital Tools & Online Learning

Expand use and offer in additional languages



Blended CD & Stronger Missions

Increase mission staffing to support blended CD models



Continuous Engagement

Provide structured, light-touch support between missions



Change Management & Stakeholder Engagement

Build coordination, ownership, and adaptive leadership



Innovation & Data Use

Pilot data use solutions to improve accessibility and usability



Data Adequacy Assessments

Use DAA & heatmaps to link data gaps to priorities and CD planning



Faster Implementation



Stronger Ownership & Accountability



Better Data Use & Decision-Making



Sustainable Reforms & Greater Impact



STA is developing an **MT Strategic Agenda** (launch: Fall 2026) with an underlying **CD Strategy** (to be fully developed by end-FY 27)

- Modernize STA's CD model through an agile, flexible, medium-term-oriented, and innovative approach
- Better integrate STA CD across internal and external stakeholder
- Strengthen STA CD management and administration
- Proactively embed change management, communication, and storytelling into CD



The focus on **CD Impact and Results** is aligned with current Fund's goals and projects (e.g., Strategic Results Framework)

Key immediate **operational drivers** supporting STA CD Strategy:

- Eliminate caps on mission staffing for greater efficiency and knowledge sharing, stronger STX and LTX usage
- Enhance continuous engagement modalities and blended CD, strengthening a project-based approach,
- Leverage the DAA and other tools to inform CD design and prioritization, increasing the use of diagnostic and P2P workshops
- Preparing stakeholder mapping and regional CD engagement plans



1 

Absorption of two bilateral projects into D4D-II as planned: Module 4 (Data Standards) and Module 5 (Environment and Climate Change Statistics)

i 

In addition to the JSA-funded Data Standards CD moving into D4D, deeper country support for modernizing data dissemination (SDMX migration and implementation) is envisioned

ii 

In addition to incorporation of the SECO-funded pilot Environment and Climate Change Statistics work – Planned front loading of ECCS focusing on diagnostics and in-country support to produce macro-critical climate indicators, aligned with Fund surveillance and lending.

2 

Module 4: Strengthening data use and analytical capacity through a new submodule introduced in M4 that will help countries translate statistics into policy decisions and promote sustainability.

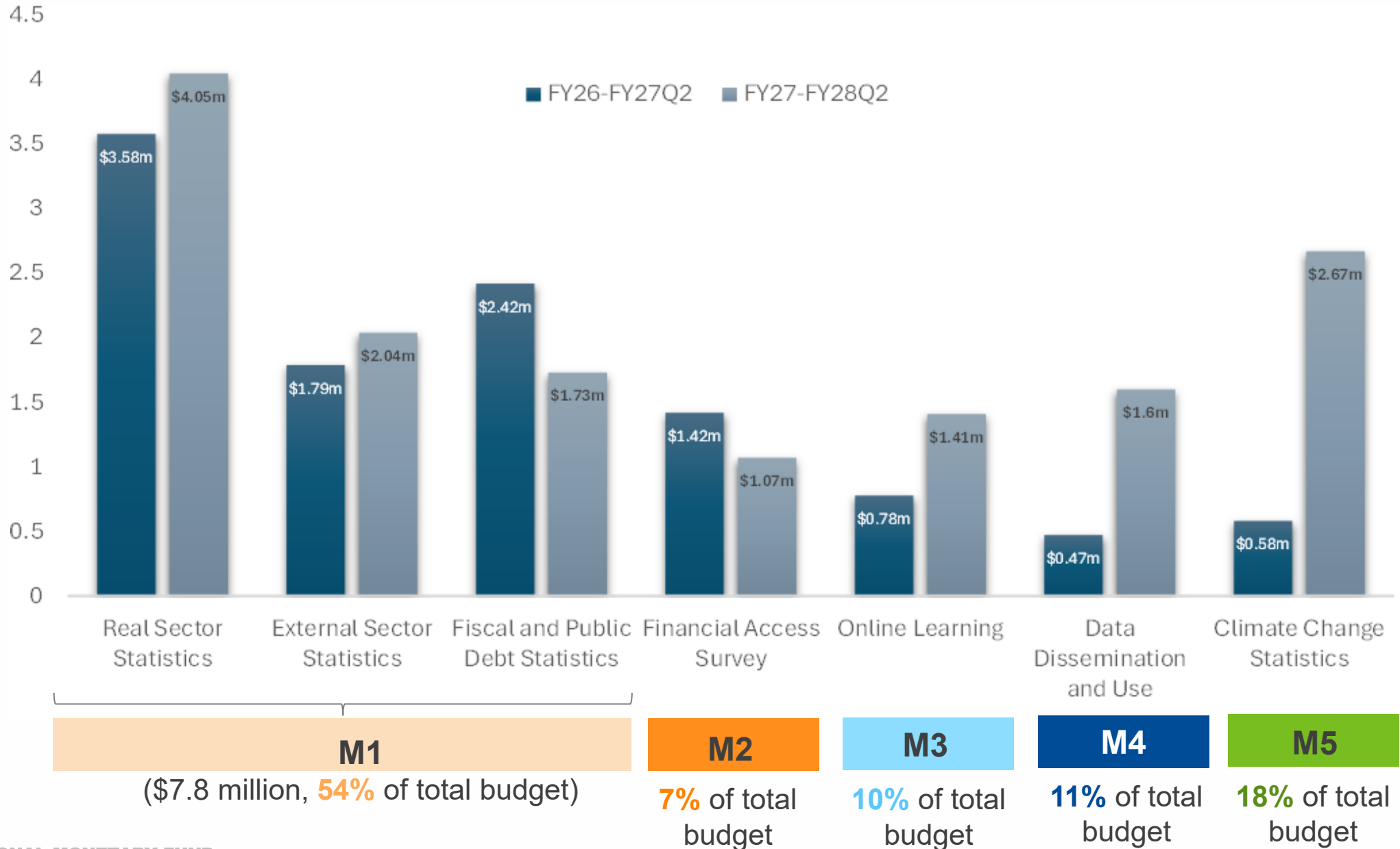
3 

Module 1: Scaling up HFI and big data to address growing policy demand for timelier, more granular data on inflation, labor markets, fiscal developments, and distributional effects of shocks.

4 

Module 3: Expanding online learning: broadened accessibility and content offerings through new course development, curriculum updates, and Arabic translations of key courses

Proposed Budget by Module: FY27 – FY28Q2



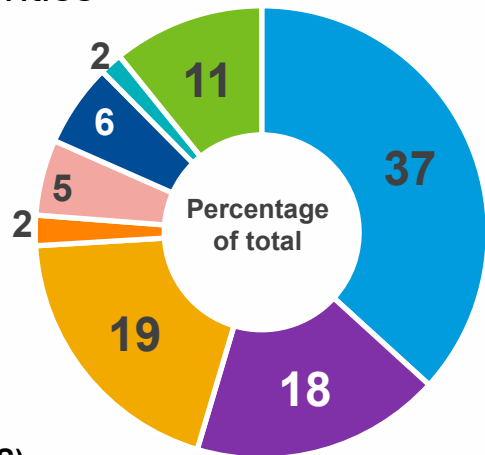
The second work plan of D4D-II is **more ambitious** than the first as it **builds on the initial progress** achieved the first year of D4D-II. The modules will focus on:

- Module 1** Finalizing ongoing projects and expanding support for macroeconomic statistics.
- Module 2** Expanding Financial Access Survey coverage and applying advisory group recommendations.
- Module 3** Updating online courses to align with new international standards; and expanding translations.
- Module 4** Modernizing data dissemination using SDMX and improving accessibility.
- Module 5** Launching targeted support for compiling environmental and climate change statistics.

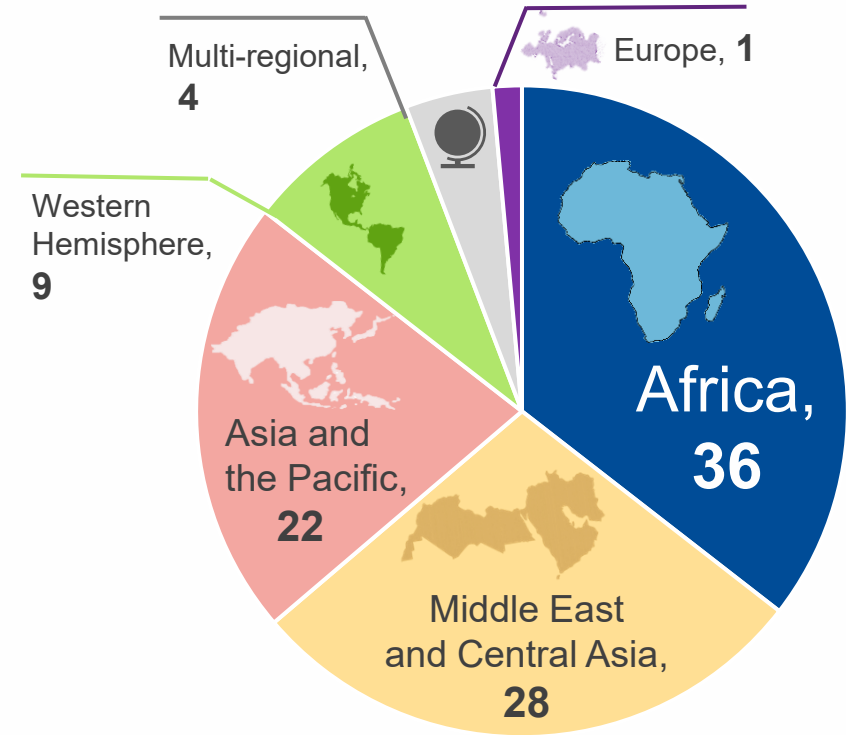
D4D-II CD activities by workstream

TOTAL:
185 CD activities planned

- Real Sector Statistics (RSS)
- External Sector Statistics (ESS)
- Fiscal and Debt Reporting (GFS/PSDS)
- Financial Access Survey (FAS)
- Data Standards
- SDMX
- Data Use
- Environmental and Climate Change Statistics (ECCS)



D4D-II Regional Distribution (FY27-28Q2)¹ (percentage of total)



26% of the technical assistance planned goes to fragile and conflict-affected (FCS) countries

¹ Excluding any placeholders without regional attribution.



High-Frequency Indicators

- Develop Monthly Index of Economic Growth (MIEG).
- Integrate nontraditional data sources (e.g., VAT, Big Data).

14 Technical Assistance activities:

Regional Distribution	AFR: 3	WHD: 1
	APD: 2	(+ Placeholders: 6)
	MCD: 2	

1 Big Data Workshop

National Accounts Statistics

- Support GDP rebasing and supply-use tables.
- Improve coverage of informal and digital economies.

25 Technical Assistance activities:

Regional Distribution	APD: 9	WHD: 3
	AFR: 4	EUR: 1
	MCD: 3	(+Placeholders: 5)

2 Regional Workshops: MCD: 1 and WHD: 1

Prices

- Develop or update CPI, PPI, RPPI.
- Inflation monitoring and real estate market insights.

24 Technical Assistance activities:

Regional Distribution	APD: 8	AFR: 1
	MCD: 7	EUR: 1
	WHD: 3	(+Placeholders: 4)

2 Regional Workshops: AFR: 1 and APD: 1



External Sector Statistics

- Strengthen balance of payments, international investment position, and external debt statistics.
- Support adoption of BPM7 and improved cross-border risk monitoring.

30 Technical Assistance activities:

Regional Distribution	AFR: 12	(+Placeholders: 4)
	MCD: 12	
	APD: 2	

3 Thematic Workshops: AFR Big Data: 1 and Region TBD: 2



Fiscal and Public Debt Statistics

- Improve government finance and public sector debt statistics.
- Support adoption of GFSM 2014 and enhanced debt transparency.

36 Technical Assistance activities:

Regional Distribution	AFR: 15	WHD: 1
	MCD: 6	
	APD: 3	(+ Placeholders: 11)

M2 Financial Access Survey

1

Modernization initiatives to bolster scope and coverage

- FAS revamp will strengthen relevance by capturing emerging dimensions of financial inclusion



2

Introducing FAS TA

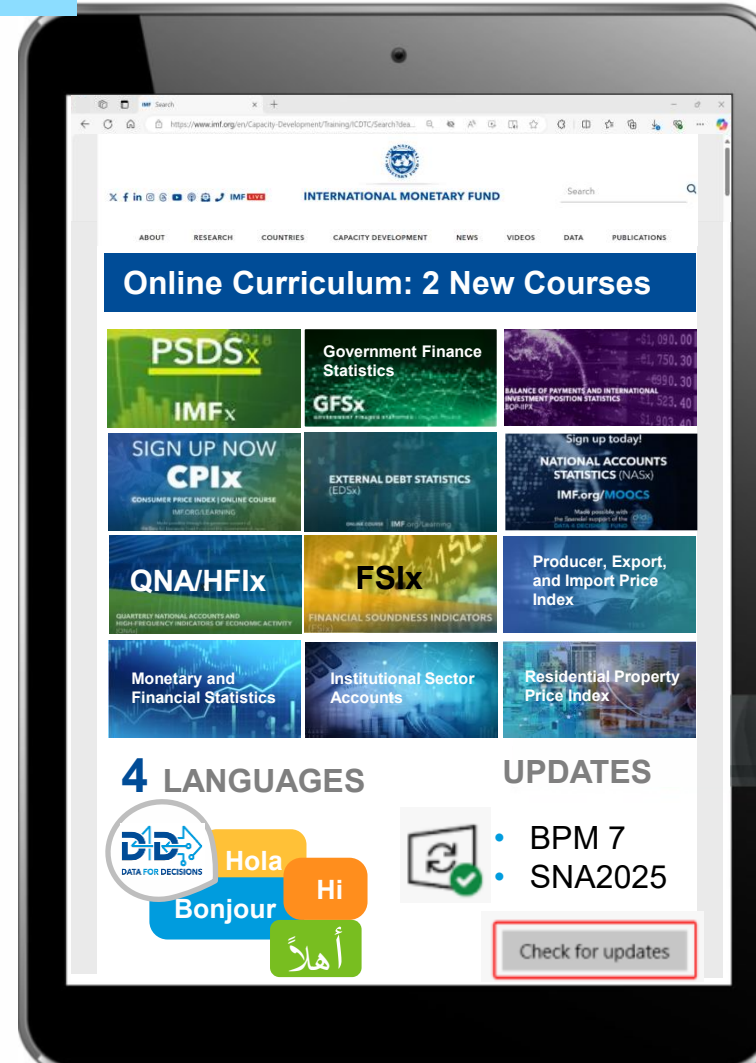
- Objective: Providing more tailored support to countries
- Pilot Uzbekistan

3

Promote Use & Learning

- 2 Regional and 1 virtual workshop
- Peer learning and policy applications

M3 Online Learning



Multilingual Access
Emphasis on Arabic

RPPIx, QNAX, DSIx, BOP-IIPx
— expanding MENAP reach

2 New Courses
IRSx & SOE Debt & Fiscal Risks

+ Natural Resource Accounting
under Module 5

2 Course Updates
CPIx and NASx



Data Use

- Data Use submodule phased in.
- 1 Technical Assistance** activity (*Placeholder: 1*)
- 2 Workshops (1 Regional and 1 In-Country)**



Data Standards

- Data Standards submodule phased in

8 Technical Assistance activities

Regional Distribution	AFR: 2	(+ <i>Placeholders: 3</i>)
	MCD: 2	
	WHD: 1	

2 Regional Workshops: APD: 1 and Region TBD: 1



SDMX

- SDMX implementation in sub-Saharan Africa

8 Technical Assistance activities

Regional Distribution	APD: 3	WHD: 1
	AFR: 2	(+ <i>Placeholders: 1</i>)
	MCD: 1	

3 Regional Workshops: AFR: 2 and Region TBD: 1

OBJECTIVES

- Strengthen data governance frameworks.
- Promote open and transparent data licensing.
- Enhance metadata and dissemination systems.

Why This Change Is Needed

D4D has strengthened:

- ✓ Data quality
- ✓ Statistical systems
- ✓ Analytical capacity
- ✓ Dissemination practices



Focus is now on ensuring data are used to inform policy decisions and generate measurable impact.

D4D-II → Better Data to Better Decisions

What Is Being Proposed

Proposed Approach:

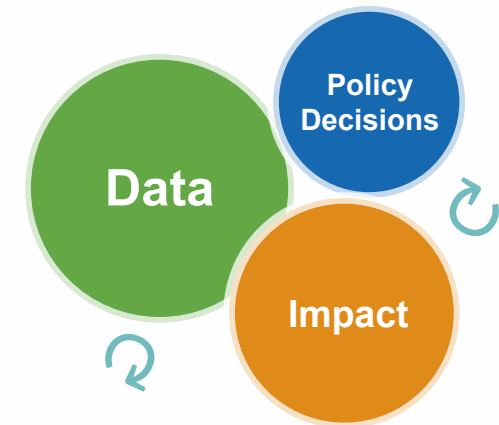
- ✓ Strengthen institutional processes that turn data into policy decisions
- ✓ Apply and test the approach through D4D country engagements, including workshops and simulations



DIAGNOSE	ENGAGE	APPLY	MEASURE
<p>Data-use diagnostics</p> <ul style="list-style-type: none"> • Stakeholder consultations • Readiness assessment 	<p>Stakeholder engagement</p> <ul style="list-style-type: none"> • Leadership alignment • Producer-user workshops 	<p>Policy simulations & pilots</p> <ul style="list-style-type: none"> • Scenario exercises • Coordinated response planning 	<p>Impact monitoring</p> <ul style="list-style-type: none"> • User surveys • Adoption indicators • Case studies

Why It Matters

- ✓ Move beyond data production to data use and policy application
- ✓ Strengthen institutional ownership and coordination around shared evidence
- ✓ Improve decision-making, policy action, and measurable impact



Moving from better data to better decisions and measurable policy impact.

M4

Applying the data-to-decision approach through country workshops and selected D4D engagements

SCENARIO

Inflation shock

A country team works through a realistic policy scenario to test how data inform coordinated policy decisions.

PARTICIPANTS

- Ministry of Finance
- Central Bank
- National Statistical Office
- Other relevant agencies (as needed)

Workshop Exercise

1

Interpret key indicators

Review relevant macroeconomic and statistical data.

2

Assess policy options

Discuss fiscal, monetary, and communication choices under uncertainty.

3

Coordinate response

Align policy responses across institutions using shared evidence.

4

Communicate trade-offs

Translate evidence into policy decisions and communicate implications.

Expected Output

- ✓ **Bottlenecks identified**
Where data, roles, or processes slow decisions.
- ✓ **Coordination gaps identified and addressed**
A shared understanding across policy and statistics institutions.
- ✓ **Shared response plan developed**
Practical steps for future shocks and CD support.
- ✓ **Lessons captured**
Recommendations for follow-up CD support and scaling.



USE CASE

The pilot allows institutions to practice using data in policy decisions, identify constraints, and strengthen coordination for future shocks.



Initial D4D pilot activities

2 workshops + 1 TA mission



Selected D4D country engagements

M5

Environmental and Climate Change Statistics



- Support countries in compiling macro-relevant environmental and climate change statistics.
- Align with international standards (**SNA2025, BPM7, SEEA**).



15 Technical Assistance activities

Regional Distribution

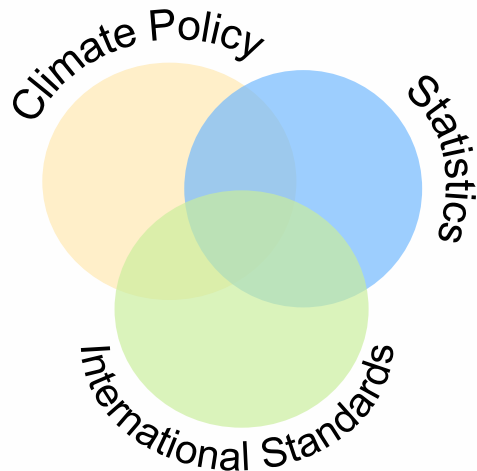
AFR: 6 MCD: 3 WHD: 1
(+ Placeholders: 5)



5 Workshops including with COMESA/WAIFEM, WAEMU & UNECE



New online learning course on Natural Resource Accounting



- Diagnostic missions to assess needs and develop tailored workplans.
- Leverage Big Data and geospatial datasets.
- Foster inter-institutional collaboration.
- Draw on experiences of SECO pilot project.

THANK YOU



DATA FOR DECISIONS

Phase II



Key Questions for Discussion

Is the proposed work plan:

- Aligned with D4D-II objectives?
- Appropriately scoped in size?
- Geographically balanced?

The IMF seeks the Steering Committee’s endorsement for:

- **D4D-II FY27-28Q2 Workplan and Budget:** With the approval of the budget of \$16,017,574 required for the work plan, the IMF will be able to implement a full-fledged 18-month work plan.

No.	Description	Budget Implication
1.	Module 1, Submodule Real Sector Statistics	\$4.05 million
2.	Module 1, Submodule External Sector Statistics	\$2.04 million
3.	Module 1, Submodule Fiscal and Debt Statistics	\$1.73 million
4.	Module 2: Financial Access Survey	\$1.07 million
5.	Module 3: Online Learning	\$1.41 million
6.	Module 4: Data Dissemination and Use	\$1.60 million
7.	Module 5: Environmental and Climate Change Statistics	\$2.67 million
8.	Others ¹	\$1.45 million

- **Flexibility for Intra-Regional Workplan Adjustments:** To enhance responsiveness, enable quicker adaptation to evolving country demand
- **Rotation to the Chair for FY27:** **Chair** Switzerland / **Vice Chair** Kingdom of Saudi Arabia

¹ Other Costs are composed of: Program Management, Governance and Evaluation, and Trust Fund Management Fees.



DATA FOR DECISIONS FUND

STEERING COMMITTEE MEETING

PARIS, FRANCE / HYBRID MEETING

MONDAY, JUNE 22, 2026




DATA FOR DECISIONS

FUND



CHINA



JAPAN GOV
THE GOVERNMENT OF JAPAN



REPUBLIC OF KOREA



LUXEMBOURG



THE NETHERLANDS



NORWAY



SAUDI ARABIA



SWITZERLAND