



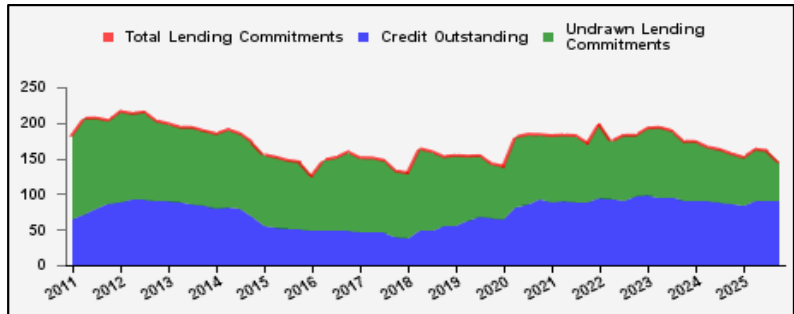
Weekly Report on Key Financial Statistics

Table 1. Key Indicators 1/

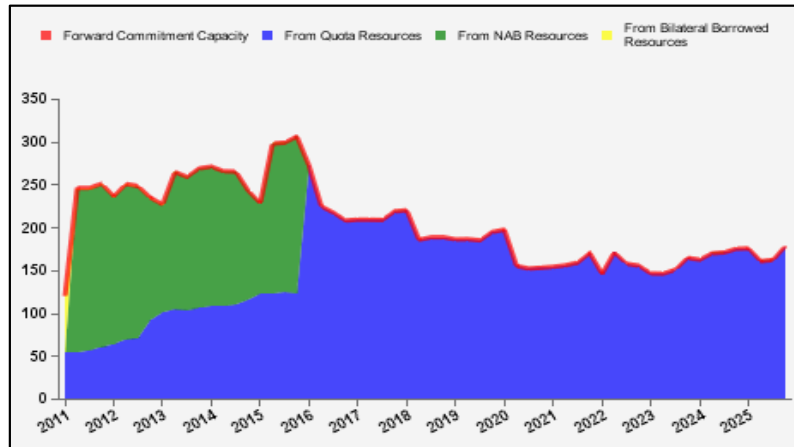
as of December 05, 2025

(In billions of SDRs, unless indicated otherwise)

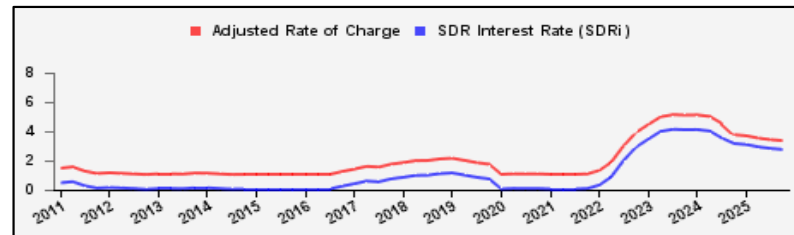
GRA Lending and Resources	SDR	USD
I. Total Lending Commitments, of which:	144.7	197.3
Undrawn Lending Commitments	54.6	74.4
Credit Outstanding 2/	90.1	122.9
II. Forward Commitment Capacity (FCC)	178.6	243.5
III. Unactivated Borrowed Resources, of which: 3/	373.6	509.5
NAB	279.6	381.2
Bilateral Borrowing Agreements 4/	94.0	128.2
IV. Total GRA Resources (I. + II. + III.)	696.9	950.3



Forward Commitment Capacity (FCC)	SDR	USD
I. Usable resources (a) + (b)	303.3	413.6
(a) Fund quota resources	303.3	413.6
(b) Fund borrowed resources	--	--
II. Undrawn balances under GRA lending commitments	54.6	74.4
Precautionary 5/	33.0	45.0
Non-precautionary	21.6	29.4
III. Uncommitted usable resources (I - II)	248.7	339.2
IV. Repurchases one-year forward	7.6	10.3
V. Repayments of borrowed resources one-year forward	--	--
VI. Prudential balance	77.7	106.0
VII. Forward commitment capacity (III + IV - V - VI) 6/	178.6	243.5
(a) From Quota resources	178.6	243.5
(b) From NAB resources	--	--
(c) From Bilateral Borrowed resources	--	--



Rates	Percent
1 SDR = USD	1.36356
SDR Interest Rate (SDRi)	2.753
Average SDRi over the previous 12-month period	2.993
Adjusted Rate of Charge	3.353
Adjusted Rate of Remuneration	2.753



1/ Figures highlighted in blue changed from previous issued report; -- Indicates zero value, zero indicates amounts less than SDR 0.05 billion. Totals may not add due to rounding.

2/ Credit outstanding under current arrangements (Table 2b), expired arrangements, and outright disbursements under emergency financing facilities.

3/ Excludes 20% prudential balance and borrowing lines of participants/members that are currently not in the FTP. For the NAB, also excludes any outstanding NAB claims; and undrawn committed resources under current NAB-eligible arrangements, if any.

4/ The decline in the commitments under the 2020 Bilateral Borrowing Agreements (BBAs) since January 1, 2025 is temporary and will be restored as creditors continue to complete their domestic process to extend their BBAs beyond end-December 2024. Once the extensions are ratified, the terms of these BBAs will be extended retroactively from January 1, 2025.

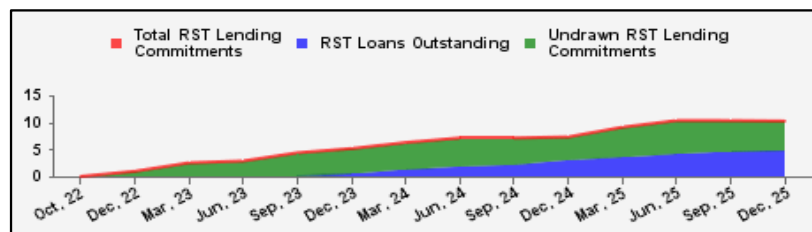
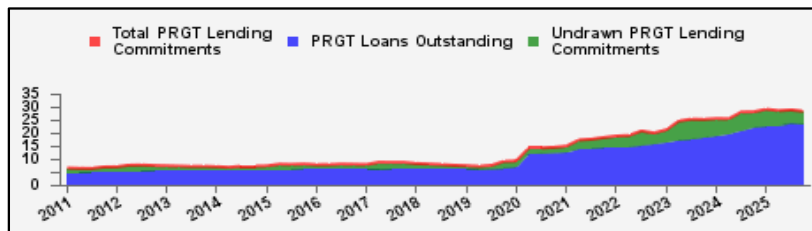
5/ Undrawn balances under arrangements treated as precautionary by the authorities.

6/ In the event of activation of the NAB and/or bilateral borrowed resources, the FCC is modified to take account of additional usable resources under these arrangements (which exclude a prudential balance and non-FTP members).

Table 1. Key Indicators (continued) 1/
as of December 05, 2025
(In billions of SDRs, unless indicated otherwise)

PRGT Lending and Resources	SDR	USD
I. Total Lending Commitments, of which:	28.2	38.5
Ia. Undrawn lending commitments	4.8	6.6
Ib. Loans Outstanding 2/	23.4	31.9
II. Undrawn Loan Resources 4/	32.4	44.2
III. Uncommitted Loan Resources (II. - Ia.)	27.6	37.6

RST Lending and Resources	SDR	USD
I. Total Lending Commitments, of which:	10.2	14.0
Ia. Undrawn lending commitments	5.2	7.1
Ib. Loans Outstanding 3/	5.0	6.9
II. Undrawn Loan Resources 4/	18.4	25.1
III. Uncommitted Loan Resources (II. - Ia.)	13.2	18.0



1/ Figures highlighted in blue changed from previous issued report; -- Indicates zero value, zero indicates amounts less than SDR 0.05 billion. Totals may not add due to rounding.

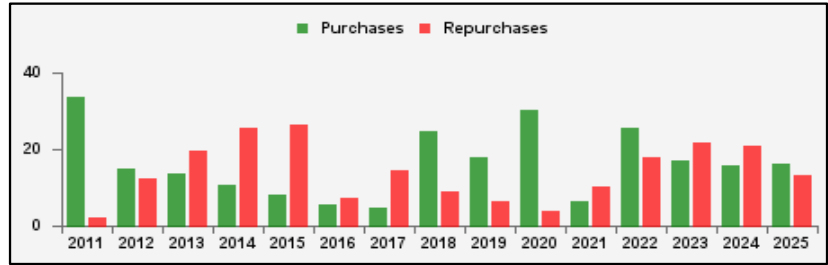
2/ Loans outstanding under current arrangements (Table 3b), expired arrangements, and outright disbursements under emergency financing facilities.

3/ Loans outstanding under current arrangements (Table 4b) and expired arrangements.

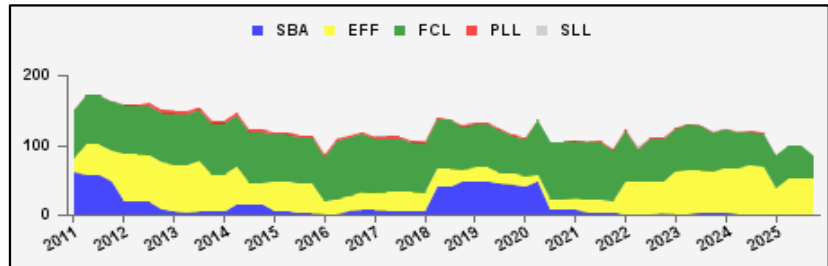
4/ Inclusive of a liquidity (encashment) buffer that can be drawn if a contributor represents a balance of payments or reserves need to justify the early repayment, subject to resource availability.

Table 2a. Use of GRA Resources 1/
as of December 05, 2025
(In billions of SDRs, unless indicated otherwise)

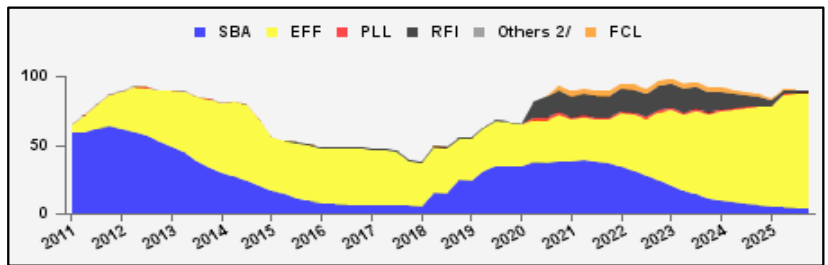
GRA Lending (Calendar year to date)	SDR	USD
Purchases	16.0	21.9
Financed by Quota Resources	16.0	21.9
Financed by Borrowings	--	--
Repurchases	13.0	17.7
Commitments Approved	39.9	54.5



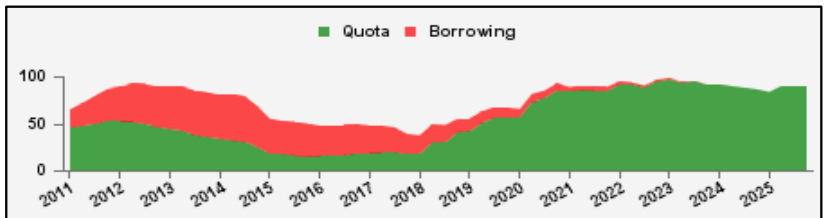
Commitments Under Current GRA Arrangements	Number of	SDR	USD
Standby Arrangement (SBA)	1	0.1	0.2
Extended Fund Facility (EFF)	16	52.1	71.0
Flexible Credit Line (FCL)	4	32.8	44.8
Precautionary and Liquidity Line (PLL)	--	--	--
Short-Term Liquidity Line (SLL)	--	--	--
Total Current Arrangements	21	85.1	116.0



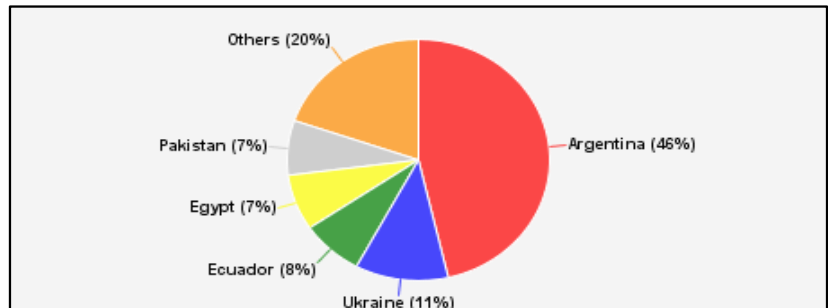
Credit Outstanding by Facility	SDR	USD
Standby Arrangement (SBA)	4.5	6.1
Extended Fund Facility (EFF)	83.6	114.0
Flexible Credit Line (FCL)	--	--
Precautionary and Liquidity Line (PLL)	0.2	0.3
Short-Term Liquidity Line (SLL)	--	--
Rapid Financing Instrument (RFI)	1.9	2.5
Others 2/	--	--
Total Credit Outstanding	90.1	122.9



Credit Outstanding by Financing Sources	SDR	USD
Financed by Quota Resources	90.1	122.9
Financed by Borrowings	--	--
Total Credit Outstanding	90.1	122.9



Largest 5 Exposures 3/	Credit Outstanding	
	SDR	As a % of quota
Argentina	41.8	1,311
Ukraine	10.3	513
Ecuador	6.9	993
Egypt	6.7	330
Pakistan	6.6	324



1/ Figures highlighted in blue changed from previous issued report; -- Indicates zero value, zero indicates amounts less than SDR 0.05 billion. Totals may not

2/ Includes outstanding credit under the former Compensatory Financing Facility; for the chart also includes outstanding credit under the former Emergency Post Conflict and Natural Disaster Assistance policy.

3/ Members with current arrangements are bolded.

Table 2b. Current Financial Arrangements (GRA)

as of December 05, 2025

(In millions of SDRs, unless indicated otherwise) 1/

Member	Amount Committed	Amount Undrawn	Amount Drawn	Credit Outstanding		Period of Arrangement	
				Amount 2/	As a % of Quota	Effective Date	Expiration Date
Standby Arrangement (1)	129	129	--	73			
Armenia 3/	129	129	--	73	57	01-Dec-25	30-Nov-28
Extended Fund Facility (16)	52,097	21,587	30,510	80,401			
Argentina	15,267	4,578	10,689	41,789	1,311	11-Apr-25	10-Apr-29
Bangladesh	2,024	651	1,373	1,373	129	30-Jan-23	29-Jan-27
Benin	323	18	305	315	255	08-Jul-22	07-Jan-26
Cote d'Ivoire	1,734	248	1,487	1,826	281	24-May-23	23-Sep-26
Ecuador	3,750	1,745	2,006	6,931	993	31-May-24	30-May-28
Egypt	6,112	3,691	2,420	6,730	330	16-Dec-22	15-Oct-26
El Salvador	1,034	862	172	172	60	26-Feb-25	25-Jun-28
Honduras	416	178	238	272	109	21-Sep-23	20-Sep-26
Jordan	926	489	437	1,508	439	10-Jan-24	09-Jan-28
Mauritania	43	9	34	34	27	25-Jan-23	24-Jul-26
Pakistan	5,320	3,800	1,520	6,590	324	25-Sep-24	24-Oct-27
Papua New Guinea	456	161	295	295	112	22-Mar-23	21-Dec-26
Senegal	755	539	216	504	156	26-Jun-23	25-Jun-26
Seychelles	42	12	31	93	406	31-May-23	30-May-26
Sri Lanka	2,286	1,016	1,270	1,636	283	20-Mar-23	19-Mar-27
Ukraine	11,608	3,591	8,017	10,330	513	31-Mar-23	30-Mar-27
Flexible Credit Line (4)	32,849	32,849	--	1,237			
Chile 3/	10,466	10,466	--	--	--	27-Aug-24	26-Aug-26
Costa Rica 3/	1,108	1,108	--	1,237	335	02-Jun-25	01-Jun-27
Mexico 3/	17,825	17,825	--	--	--	13-Nov-25	12-Nov-27
Morocco 3/	3,450	3,450	--	--	--	02-Apr-25	01-Apr-27
Total Current GRA Arrangements (21)	85,076	54,566	30,510	81,711			
Memorandum Items:							
Credit outstanding from members without current arrangement and outright disbursements.				8,438			
Total Credit Outstanding.				90,149			

1/ -- Indicates zero value, zero indicates amounts less than SDR 0.5 million. Totals may not add due to rounding.

2/ Includes Credit Outstanding under expired arrangements and outright disbursements.

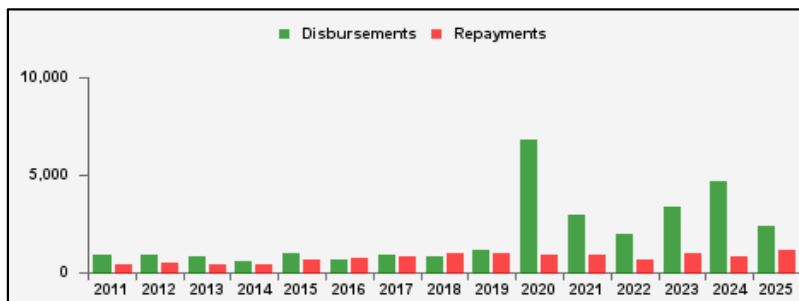
3/ The undrawn commitment of the arrangement is treated as precautionary by the authorities.

Table 3a. Use of Concessional PRGT Resources 1/

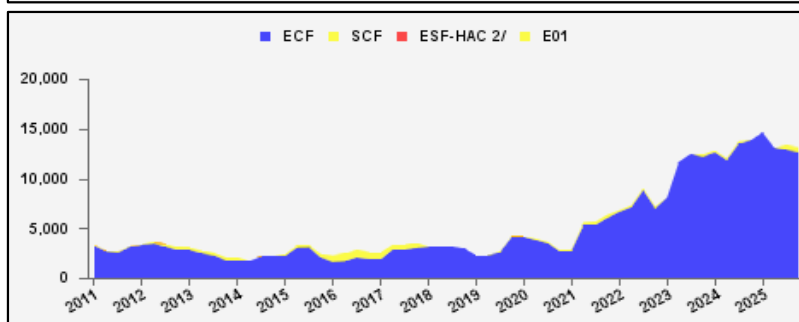
as of December 05, 2025

(In millions of SDRs, unless indicated otherwise)

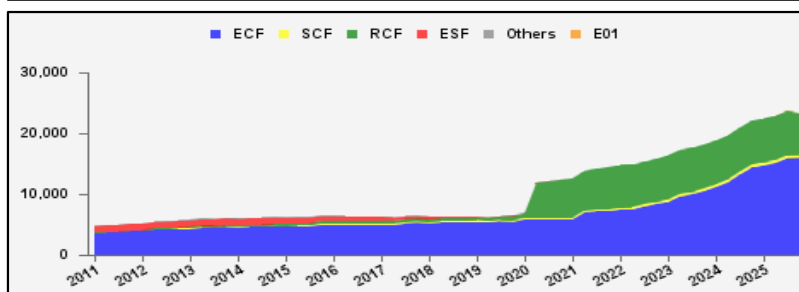
PRGT Lending (Calendar year to date)	SDR	USD
Disbursements	2,398.8	3,270.9
Repayments	1,163.2	1,586.1
Commitments Approved	2,077.6	2,833.0



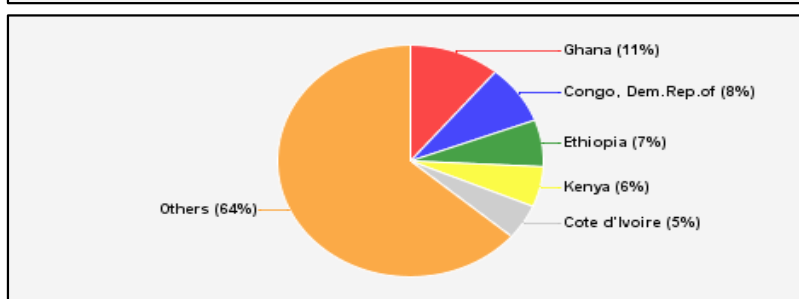
Commitments Under Current PRGT Arrangements	Number of	SDR	USD
Extended Credit Facility (ECF)	26	13,191.5	17,987.4
Standby Credit Facility (SCF)	--	--	--
Total Current Arrangements	26	13,191.5	17,987.4
Arrangements (No Tier)	25	12,735.8	17,366.1
Arrangements (Tier 1)	1	455.7	621.3
Arrangements (Tier 2B)	--	--	--
Arrangements (Tier 2A)	--	--	--



Loans Outstanding by Facility	SDR	USD
Extended Credit Facility (ECF)	16,090.3	21,940.0
Standby Credit Facility (SCF)	485.3	661.8
Rapid Credit Facility (RCF)	6,825.7	9,307.3
(former) Exogenous Shocks Facility (ESF)	--	--
Others 3/	--	--
Total Loans Outstanding	23,401.3	31,909.1



Loans Outstanding		
Largest 5 Exposures 4/	SDR	As a % of quota
Ghana	2,583.6	350
Congo, Dem.Rep.of	1,926.2	181
Ethiopia	1,526.0	507
Kenya	1,312.9	242
Cote d'Ivoire	1,140.6	175



1/ Figures highlighted in blue changed from previous issued report; -- Indicates zero value, zero indicates amounts less than SDR 0.05 million. Totals may not add due to rounding.

2/ The last commitment under the old ESF-HAC Facility expired on December 3, 2011.

3/ Includes outstanding and overdue loans under the (former) Structural Adjustment Facility and Trust Fund.

4/ Members with current arrangements are bolded.

Table 3b. Current Financial Arrangements (PRGT)

as of December 05, 2025

(In millions of SDRs, unless indicated otherwise) 1/

Member	Amount Committed	Amount Undrawn	Amount Drawn	Loans Outstanding		Period of Arrangement	
				Amount 2/	As a % of Quota	Effective Date	Expiration Date
Extended Credit Facility (No Tier) (25)	12,736	4,398	8,338	14,570			
Bangladesh	1,012	325	687	847	79	30-Jan-23	29-Jan-27
Benin	161	9	153	337	272	08-Jul-22	07-Jan-26
Burkina Faso	229	132	96	328	272	21-Sep-23	20-Sep-27
Cabo Verde	52	7	45	66	280	15-Jun-22	21-Dec-26
Central African Rep.	147	55	92	225	202	27-Apr-23	26-Jun-26
Comoros	32	14	18	23	128	01-Jun-23	31-May-27
Congo, Dem.Rep.of	1,333	952	381	1,926	181	15-Jan-25	14-Mar-28
Cote d'Ivoire	867	124	743	1,141	175	24-May-23	23-Sep-26
Ethiopia	2,556	1,150	1,406	1,526	507	29-Jul-24	28-Jul-28
Gambia	75	37	37	126	203	12-Jan-24	11-Jan-27
Ghana	2,242	533	1,709	2,584	350	17-May-23	16-May-26
Guinea-Bissau	40	5	35	55	195	30-Jan-23	29-Jul-26
Honduras	208	89	119	213	85	21-Sep-23	20-Sep-26
Liberia	155	97	58	192	74	25-Sep-24	24-Jan-28
Madagascar	257	147	110	654	268	21-Jun-24	20-Jun-27
Mauritania	21	4	17	211	164	25-Jan-23	24-Jul-26
Nepal	282	31	251	392	250	12-Jan-22	11-May-26
Niger	197	13	184	349	265	08-Dec-21	07-Dec-26
Papua New Guinea	228	81	147	411	156	22-Mar-23	21-Dec-26
Sao Tome-Principe	19	11	8	30	202	19-Dec-24	18-Apr-28
Sierra Leone	187	152	35	307	148	31-Oct-24	30-Dec-27
Somalia	75	23	53	95	58	19-Dec-23	18-Dec-26
Tanzania	796	113	682	1,080	272	18-Jul-22	17-May-26
Togo	294	154	139	320	218	01-Mar-24	31-Jul-28
Zambia	1,272	139	1,133	1,133	116	31-Aug-22	30-Jan-26
Extended Credit Facility (Tier 1) (1)	456	428	28	457			
Chad	456	428	28	457	326	25-Jul-25	24-Jul-29
Total Current PRGT Arrangements (26)	13,191	4,826	8,366	15,026			
Memorandum Items:							
Credit outstanding from members without current arrangement and outright loans.				8,375			
Total Credit Outstanding.				23,401			

1/ -- Indicates zero value, zero indicates amounts less than SDR 0.5 million. Totals may not add due to rounding.

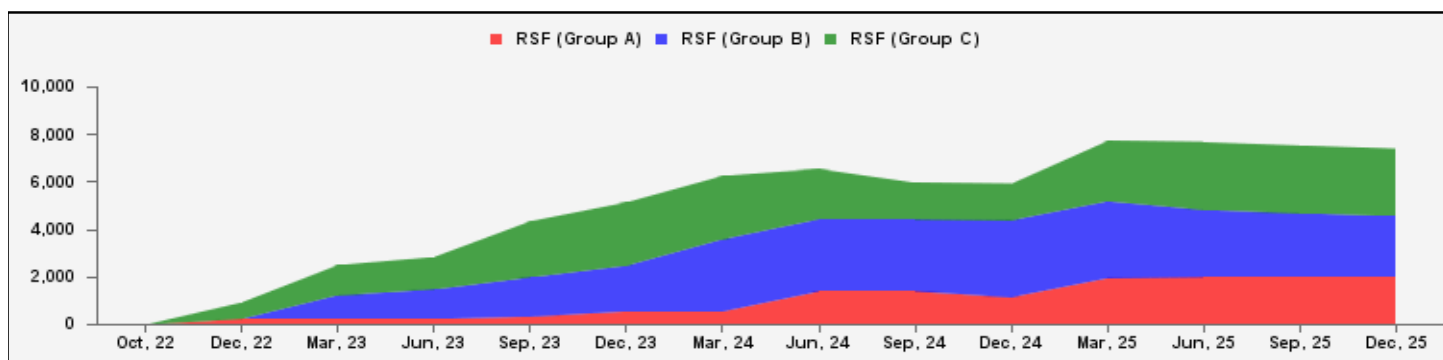
2/ Includes Loans Outstanding under expired arrangements and outright loans.

Table 4a. Use of RST Resources 1/
as of December 05, 2025
(In millions of SDRs, unless indicated otherwise)

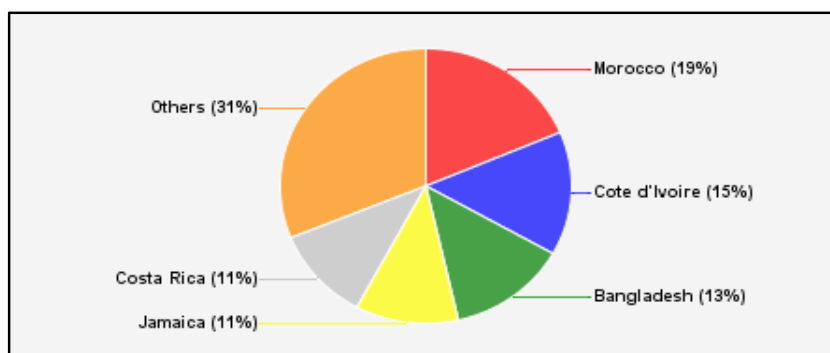
RST Lending (Calendar year to date)	SDR	USD
Disbursements	1,847.2	2,518.8
Repayments	--	--
Commitments Approved	3,360.8	4,582.7

Commitments Under Current RST Arrangements by Interest Rate Group 2/	Number of	SDR	USD	Loans Outstanding by Interest Rate Group	SDR	USD
Resilience and Sustainability Facility (Group A)	7	2,002.9	2,731.0	Resilience and Sustainability Facility (Group A)	736.7	1,004.5
Resilience and Sustainability Facility (Group B)	5	2,564.3	3,496.5	Resilience and Sustainability Facility (Group B)	1,866.2	2,544.6
Resilience and Sustainability Facility (Group C)	5	2,851.1	3,887.6	Resilience and Sustainability Facility (Group C)	2,428.9	3,312.0
Total Current Arrangements	17	7,418.2	10,115.2	Total Loans Outstanding	5,031.7	6,861.1

RST Commitments 3/



Largest 5 Exposures 4/	Loans Outstanding	
	SDR	As a % of quota
Morocco	937.5	105
Cote d'Ivoire	731.7	113
Bangladesh	666.7	63
Jamaica	574.4	150
Costa Rica	554.1	150



1/ Figures highlighted in blue changed from previous issued report; -- Indicates zero value, zero indicates amounts less than SDR 0.05 million. Totals may not add due to rounding.

2/ The RSF has a tiered interest rate structure that differentiates financing terms across groups of countries (Group A, B, and C) with lower income members benefiting from more concessional terms. For details of the RST's tiered interest rate structure refer to the RST instrument (Attachment A, IMF Executive Board Decision No. 17231-(22/37) April 13, 2022, as amended).

3/ On October 12, 2022, the IMF's Managing Director announced that the RST has become operational, and the first RSF arrangement was approved on November 14, 2022.

4/ Members with current arrangements are bolded.

Table 4b. Current Financial Arrangements (RST)

as of December 05, 2025
(In millions of SDRs, unless indicated otherwise) 1/

Member 2/	Amount Committed	Amount Undrawn	Amount Drawn	Loans Outstanding		Period of Arrangement	
				Amount 3/	As a % of Quota	Effective Date	Expiration Date
Resilience and Sustainability Facility (Group A) (7) 4/	2,003	1,506	496	496			
Cabo Verde	24	16	8	8	33	11-Dec-23	10-Dec-26
Congo, Dem.Rep.of	800	800	--	--	--	15-Jan-25	14-Mar-28
Gambia	47	47	--	--	--	18-Jun-25	11-Jan-27
Madagascar	244	163	81	81	33	21-Jun-24	20-Jun-27
Mauritania	193	119	74	74	58	19-Dec-23	24-Jul-26
Niger	99	22	77	77	59	05-Jul-23	04-Mar-26
Tanzania	597	341	256	256	64	20-Jun-24	17-May-26
Resilience and Sustainability Facility (Group B) (5) 4/	2,564	1,008	1,556	1,556			
Bangladesh	1,000	333	667	667	63	30-Jan-23	29-Jul-26
Benin	149	59	89	89	72	14-Dec-23	13-Dec-25
Cote d'Ivoire	976	244	732	732	113	15-Mar-24	14-Sep-26
Papua New Guinea	197	178	20	20	8	11-Dec-24	21-Dec-26
Senegal	243	194	49	49	15	26-Jun-23	25-Jun-26
Resilience and Sustainability Facility (Group C) (5) 4/	2,851	2,692	159	159			
Egypt	1,000	1,000	--	--	--	10-Mar-25	15-Oct-26
Jordan	515	515	--	--	--	25-Jun-25	09-Jan-28
Pakistan	1,000	1,000	--	--	--	09-May-25	24-Oct-27
Paraguay	302	156	146	146	72	19-Dec-23	20-Feb-26
Seychelles	34	21	13	13	58	31-May-23	30-May-26
Total Current RST Arrangements (17)	7,418	5,207	2,211	2,211			
Memorandum Items:							
Credit outstanding from members without current arrangement.				2,820			
Total Credit Outstanding.				5,032			

1/ -- Indicates zero value, zero indicates amounts less than SDR 0.5 million. Totals may not add due to rounding.

2/ Details of members' concurrent GRA and/or PRGT arrangements are on Table 2b and Table 3b respectively, except for those members with a RSF that was approved concurrently with a Policy Coordination Instrument (PCI) or Policy Support Instrument (PSI) which are non-financing instruments.

3/ Includes Loans Outstanding under expired arrangements, if applicable.

4/ Under the Resilience and Sustainability Facility's (RSF) tiered interest rate structure that differentiates financing terms across groups of countries, interest is charged on credit outstanding for Group A, B, and C countries at the SDR interest rate +55 basis points (capped at 2.25%), +75 basis points, and +95 basis points respectively. For details of the RST's tiered interest rate structure refer to the RST instrument (Attachment A, IMF Executive Board Decision No. 17231-(22/37) April 13, 2022, as amended).