

The Gambia: Poverty Reduction Strategy Paper—Annual Progress Report

Poverty Reduction Strategy Papers (PRSPs) are prepared by member countries in broad consultation with stakeholders and development partners, including the staffs of the World Bank and the IMF. Updated every three years with annual progress reports, they describe the country's macroeconomic, structural, and social policies in support of growth and poverty reduction, as well as associated external financing needs and major sources of financing. This country document for The Gambia, dated January–December 2007, is being made available on the IMF website by agreement with the member country as a service to users of the IMF website.

Copies of this report are available to the public from

International Monetary Fund • Publication Services
700 19th Street, N.W. • Washington, D.C. 20431
Telephone: (202) 623-7430 • Telefax: (202) 623-7201
E-mail: publications@imf.org • Internet: <http://www.imf.org>

**International Monetary Fund
Washington, D.C.**

REPUBLIC OF



THE GAMBIA

PRSP II
ANNUAL PROGRESS REPORT
January- December 2007

**National Planning Commission
Office of the President
May 2008**

Table of Contents

	Page
Table of Contents	2
Foreword	5
Acronyms and Abbreviations	6
CHAPTER 1: INTRODUCTION	9
1.1. Coordination of PRSP II implementation	
1.2. Operationalising the Paris Declaration	
1.3. Development of SWAPs	
1.4. Resource Mobilization for PRSP II	
1.5. Monitoring and Evaluation	
1.6. Advocacy and Capacity Building	
CHAPTER 2: CREATING AND ENABLING ENVIRONMENT FOR RAPID AND SUSTAINABLE ECONOMIC GROWTH	12
2.1 Macroeconomic Performance Review: 2007	12
• Fiscal Policy Performance	
• Monetary Policy Performance	
• Poverty Focus of Public Expenditure	
2.2. Financial Governance and Public Sector Reform	14
• Public Financial Management Reforms	
• Preparation and Audit of fiscal accounts	
• Reform of the National Statistical System	
• Privatization and Divestiture	
• Judicial Reforms	
• Civil Service Reforms	
CHAPTER 3: ENHANCING THE CAPACITY AND OUTPUT OF PRODUCTIVE SECTORS	20
3.1. Agriculture,	20
3.2. Fisheries and Marine Resources,	23
3.3. Energy,	23
3.4. Tourism,	25
3.5. Road and Infrastructure	26
3.6. Trade	28
3.7. Industry	30
3.8. Enterprise Development	31
3.9. Employment, Human Resources and Development and Labour	31

CHAPTER 4: IMPROVE COVERAGE OF THE BASIC SOCIAL SERVICES AND SOCIAL PROTECTION NEEDS OF THE POOR & VULNERABLE	32
4.1. Education	32
4.2. Health	41
4.3. Water	44
4.4. Climate Change	46
4.5. Sanitation	46
4.6. Social Protection and Social Welfare	46
4.7. Forster Care Scheme	47
CHAPTER 5: ENHANCE GOVERNANCE SYSTEMS AND BUILD THE CAPACITY OF LOCAL COMMUNITIES AND CIVIL SOCIETY ORGANIZATIONS (CSOS) TO PLAY AN ACTIVE ROLE IN ECONOMIC GROWTH AND POVERTY REDUCTION	48
5.1 Decentralization and Reform of Local Governments	48
5.2 Community Development	48
5.3 Civic Education	49
5.4.The National Assembly	50
5.5.NGOs in Poverty Reduction	51
CHAPTER 6: MAINSTREAMING CROSS-CUTTING ISSUES	53
6.1. Gender	53
6.2. Forestry and the Environment	54
6.3. HIV/AIDS	58
6.4. Nutrition	61
6.5. Population	63
6.6. Youths	64
CHAPTER 7: CONSTRAINTS AND LESSONS LEARNT	66
7.1. Creating an Enabling Policy Environment	66
7.2. Improving Production and Productivity	68
7.3. Basic Social Services	72
7.4. Enhancing Governance and Participation of Civil Society	75
7.5. Cross Cutting issues	77
CHAPTER 8: CONCLUSIONS AND RECOMMENDATIONS	80
8.1. Creating an Enabling Policy Environment	80
8.2. Improving Production and Productivity	81
83. Increase access to and Coverage of Basic Services	84
8.4. Enhancing Governance and Participation of Civil Society	87
8.5. Cross Cutting Issues	88

Appendixes

Appendix 1	PRSP II results Matrix	90
Appendix 2	GDP at Current Prices	127
Appendix 3	GDP at Constant Market Prices	129
Appendix 4	National Consumer Price Index 2007	130
Appendix 5	Paddy (Upland & Swamp Rice)	132

List of Tables and Figures

1.	Table 1:	Macro-economic targets & outturns 2006-2007	12
2.	Table 2	Resource Allocation by PRSP Initiatives	13
3.	Table 3.1.	Renewable Energy Plan	24
4.	Table 4.1	Lower Basic Enrolment 2005/06 – 2006/07	34
5.	Table 4.2	Hardship Allowance by Region and Number of Teachers Benefiting	39
List of Figures			
1.	Figure 2.1	Area Cultivated 2005 – 2007	21
2.	Figure 2.2	Groundnut Production 2005 – 2007	22
3.	Figure 2.3	Groundnut Yields 2005 – 2007	22
4.	Figure 4.1	Gross Enrollment Rates in ECD by Region	34
5.	Figure 6.1	Trend of Wasting 1991 to 2006	62

Foreword

This is the first progress report covering the period of PRSP II implementation; January to December 2007. The report provides information and analysis regarding the achievements and shortfalls experienced between January and December 2007 with respect to the poverty targets, priority public actions, and the monitoring and evaluation systems put in place for the PRSP II. It further highlights recommendations on important changes necessary in the strategy as appropriate in light of implementation experience to date, and data needs to enhance analysis and measurement of progress made in reducing poverty and its dimensions. As the main government report on the status of implementation of the national development agenda, the progress report informed and involved domestic stakeholders and partners on all issues regarding implementation in order to build support for smooth implementation of PRSP II.

The report has brought to the fore, the daunting task of transforming policy ideas in PRSP II into action though there a number of constraints being encountered but despite these constraints significant progress was registered. The information in this report will further contribute to focusing our budgetary allocations and pro-poor policies on key issues in fighting poverty and making PRSP II a reality.

It is hoped that the report will help both government and partners to become responsive and focused on our promises and anticipated actions as evident in the PRSP II priority areas as well as rally all development partners around PRSP II in the spirit of the Paris Declaration principles.

ALIEU NGUM

CHAIRMAN NATIONAL PLANNING COMISSION

List of Acronyms and Abbreviations

ADB	African Development Bank
ANR	Agriculture and Natural Resources
BADEA	Bank for Economic Development in Africa
CBEMP	Capacity Building for Economic Management
CBO	Community Based organization
CDD	Community Driven Development
CFAA	Country Financial Accountability Assessment
CPI	Consumer Price Index
CSD	Central Statistics Department
CSIP	Community Skills improvement Programme
CSO	Civil Society organization
DFID	Department For International Development
DOP	Department of Planning
DOSE	Department of State for Education
DOSFEA	Department of State For Finance and Economic Affairs
DOSLG	Department of State for Local Government and Lands
EMCBP	Economic Management Capacity Building Project
EMPU	Economic Management and Planning Unit
EPI	Expanded Programme on Immunization
EU	European Union
FASE	Fight Against Social and Economic Exclusion
GCCI	Gambia Chamber of Commerce and Industry
GDP	Gross Domestic Product
GGC	Gambia Groundnut Council
HILEC	High level Economic Committee
HIPC	Highly Indebted Poor Countries
IDSC	Inter-Departmental Steering Committee

IFMIS	Integrated Financial Management Information System
ILO	International Labour organization
IMR	Infant Mortality Rate
LGA	Local Government Authority
MMR	Maternal Mortality Rate
MOU	Memorandum Of Understanding
MTEF	Medium Term Expenditure Framework
MTEP	Medium term Expenditure Plan
NACP	National AIDS control Programme
NEA	National Environment Agency
NEFCOM	National Emergency Fiscal Committee
NGO	Non Government organization
NPC	National Planning Commission
NPCS	National Population Secretariat
PEMU	Programme Evaluation and Monitoring Unit
PER	Public Expenditure Review
PHC	Primary Health Care
PRGF	Poverty Reduction Growth Facility
PRSP	Poverty Reduction Strategy Paper
RDS	Rural Development Strategy
SDF	Social Development Fund
SPA	Strategy For poverty Alleviation
SPACO	Strategy for Poverty Alleviation Co-ordination Office
SPP	Strategy Planning Process
TVET	Technical, Vocational Education and Training
U5MR	Under-five Mortality Rate
UNAIDS	United Nations AIDS Programme
UNDP	United Nations Development Programme
UNICEF	United Nations children's Fund

VDC	Village Development Committee
WDC	Ward Development Committee
PMO	Personnel Management Office
PURA	Public Utility Regulation Authority
SSHFC	Social Security and Housing Finance Association
DOSTIE	Department of State for Trade Industry and Employment
GABECE	Gambia Basic Education Certification Examination
ECD	Early Childhood Development
AGOA	Africa Growth and Opportunity Act
NAYAFS	National Youth Association for Food Security
AFET	Association of Farmers Entrepreneurs and Traders
IBAS	Indigenous Business Advisory Service
IMF	International Monetary Fund
KMC	Kanifing Municipal Council
MDG	Millennium Development Goals
PPA	Participatory Poverty Assessment
MA & D	Market Analysis and Development
JFMP	Joint Forest Management Programme
CF	Community Forest
RP	Reproductive Health

CHAPTER 1:

INTRODUCTION

1.1. Overview

This report provides information and analysis regarding the achievements and shortfalls experienced between January and December 2007 with respect to the poverty targets, priority public actions, and the monitoring and evaluation systems put in place for the PRSP II. The report further highlights important changes necessary in the strategy as appropriate in light of implementation experience to date, changes in exogenous factors, and new data and analysis regarding poverty and its dimensions. As the main government document on the status of implementation, the progress report informed and/or involved domestic stakeholders and partners on all issues regarding implementation in order to build support for smooth implementation of PRSP II. This report takes stock of the twelve months of implementation, outlines constraints and highlights necessary measures (policy reforms and programmatic actions) required for effective implementation and subsequently to achieve the objectives and targets set in PRSP II.

1.1. Coordination of PRSP II implementation

PRSP II implementation is being overseen by the National Planning Commission (NPC), established by an Act of parliament in 2006 and put in place in 2007. A Secretariat to coordinate implementation and reporting on PRSP II implementation is being established and made functional in 2008.

The PRSP II is a framework that defines principles for Government planning and budget execution for achieving meaningful poverty reduction. The priorities articulated are implemented through sector plans and financed through the annual budget. The implementation of PRSP II is therefore not a separate exercise but primarily operates through the actions of each sector and the annual budgeting exercise. The Planning Commission is working on organizing a donor's conference to solicit funding of the resource gap for PRSR II as well as share with donor partners the national development objectives and strategies for the country.

The implementation process continued with the existing structures that were constituted to oversee the implementation of PRSP I. Thematic groups are being re-vitalised and will meet regularly on implementation issues relevant to their respective mandates. The Inter-Departmental Steering Committee (IDSC), comprising of Permanent Secretaries of key Department of States will be strengthened with representation of NGOs and Civil Society Organisation. Their main responsibilities will be to ensure adequate flow of information between government departments and other stakeholders on key issues emanating from the implementation process to enhance effective and timely decision-making at policy level. Extensive consultations with partners to further familiarise them with the PRSP II and also allow for an update of issues, particularly the cross-cutting issues and how these will be mainstreamed were undertaken during the period.

1.2. Aid Coordination

A new aid coordination mechanism has been put in place with the setting up and operationalisation of the Aid Coordination and Central Project Management Unit in the Department of State for Finance and Economic Affairs. Also as part of the PRSP process, The National Planning Commission is developing an Aid Effectiveness Action Plan for the country. The Aid Effectiveness Action Plan sets out country specific objectives and targets based on the Paris Declaration and are being discussed with development partners for adoption and operationalisation. Also an in-country donor consultation and coordination mechanism has been established and schedules of consultation and coordination meetings are being developed.

Mean while the Aid Coordination unit of the Department of State for Finance and Economic Affairs is undertaking a profiling of donor activities and resources which will enhance tracking of resource flows in the various Departments of State.

1.3. Development of SWAPs

A first step in the promotion of the new Aid Co-ordination mechanism has been the collective identification of key poverty priorities within the social sectors. This has been achieved mainly through information sharing with stakeholders and supporting them to develop sector programmes. Already, a SWAP exists for the education sector and the health sector has developed a five year investment programme with the support of the NPC, and there are plans to support the Agriculture and Infrastructure sectors to do likewise. The next critical step of committing resources to address the poverty issues identified will be based on consultations on the PRSP as well as the conduct of sector specific Round Table Conferences envisaged to be undertaken in 2008.

1.4. Resource mobilization for PRSP II

A series of consultations with development partners were undertaken during the year; first in June with resident donors in Dakar Senegal, then in October consultations were held with partners in Brussels, UK, South Korea, Malaysia and Japan and in November an in-country donor consultation was held to brief development partners on the Round table Conference. A donor round table for PRSP II is scheduled to be held in London UK in early 2008.

New donor financing during the year included an Enterprise Development programme by the African Development Bank (AfDB), a Community Driven Development project by the World Bank, and a Participatory Watershed Management project also by AfDB. However there is still a funding gap of about US\$350 million for PRSP II and resource mobilization will continue during and after the donor Round table.

1.5. Monitoring and Evaluation

Monitoring of PRSP implementation is based on development outcomes as outlined in the Millennium Development Goals (MDGs) and the targets set at sector level in the PRSP Results Matrix developed alongside the PRSP to guide monitoring of achievements. The results matrix sets out the policy objectives, strategies and anticipated targets for the period. As part of the preparation of this report, information on achievements realised was collected and updated for 2007 and is attached as annex 1. However there were quite a number of constraints regarding the availability of data for the updates. The latest poverty data dates back to 2003 and data for most of the other indicators are three to four years old. The National Planning Commission thus plans to update the poverty profile of the country; including an update of the MDG indicators in 2008 in collaboration with the Gambia Bureau of Statistics

The Poverty Monitoring strategy developed for PRSP II will be revised and updated to incorporate the results matrix and mechanisms for monitoring and assessing the MDG indicators and will be the framework for monitoring PRSP II implementation. The revised monitoring and evaluation strategy for PRSP II will incorporate the development and operationalisation of a local version of DevInfo; GamInfo, a national development data base that will be updated on a half yearly basis. Already a framework for the data base has been developed and agreed upon and sectors are, in consultation with the National Planning Commission and the Bureau of Statistics, currently finalising the respective sectoral indicators to be included in the data base

A major challenge faced in monitoring and evaluation of PRSP II is the availability of data. The latest poverty data dates back to 2003 and as such it is almost impossible determining effects of PRSP implementation on poverty as the baseline information uses 2003 data and there has not been any updates to permit measurements of changes realised. This weakness in availability of data is not for poverty indicators alone but applies to many of the other indicators for health, education, water etc. being tracked in the Results Matrix. One of the main issues to be tackled in 2008 therefore will be to update information for the country making data available for evaluating PRSP II progress as well as putting into place the Gaminfo data base.

1.6. Advocacy and Capacity Building

Lack of ownership of the PRSP as well as understanding of the PRSP concept and principles were among the lessons learnt during PRSP I implementation. As a result, the NPC places a lot of emphasis on advocacy and capacity building on PRSP and the MDGs. With Support from the UNDP and in collaboration with the pro-Poor Advocacy group (Pro-PAG), a series of advocacy and capacity building activities were carried out for various groups of stakeholders including the national Assembly, at national and regional levels. These consultations will continue during 2008 and will include dissemination of the 2007 Annual progress report, sensitization on the mandate and functions of the National Planning Commission as well as assessment of the continued relevance of PRSP II objectives and priorities to the needs of the people.

CHAPTER 2:

CREATING AN ENABLING POLICY ENVIRONMENT FOR RAPID AND SUSTAINABLE ECONOMIC GROWTH AND POVERTY REDUCTION

2.1 Macroeconomic Performance Review: 2007

In 2007, macroeconomic performance was very strong as the economy grew by 6.3%. Growth has been broad base, led by the Construction, telecommunication, and Tourism Sectors but the agriculture sector, where most of the poor people are engaged in, registered only a 4% increase. Inflation has returned to single Digit level of 5.4% (end May 2007).

a) Fiscal Policy Performance

In the fiscal sector, performance was driven mainly by higher than expected revenues and lower than expected expenditures. The country registered a fiscal surplus for the first time after many years. This has enabled Government to substantially reduce the stock of domestic arrears that were due to contractors, consultants and suppliers and at the same liquidate all the loans owed to the Parastatals. The Dalasi appreciated by 32% in the later part of the third quarter of 2007 and this had helped to reduce the dalasi payments against debt service obligations and other international payments obligation. However, the appreciation had created some risk to revenue performance particularly in the fourth quarter of the year. The Status of the key macro-indicators and targets for PRSP II are shown below.

Table 1: PRSP II Macro-economic targets and outturns 2006-2007

Macro-economic Indicators	2006		2007	
	Target	Outturn	Target	Outturn
Real GDP growth (%)	4.5	6.5	4.5	6.3
Inflation (period average)	4.0	2.1	5.0	5.4
Fiscal deficit (including grants) as % of GDP	-3.2	-7.8	-2.5	0.5
Domestic Debt stock (% of GDP)	30.5	32.2	28.5	28.4
Current Account deficit (excluding grants) as % of GDP	-17.9	-14.7	-18.4	-11.2
Current Account deficit (including grants) as % of GDP	-11.8	-11.5	-6.8	-10.0
Gross Official reserves as months of imports C.I.F	4.5	5.5	4.6	5.5

b) Monetary Policy Performance

Monetary policy in 2007 was totally concentrated on sustaining the disinflation process, maintaining exchange rate stability, and a viable external position. All this was made possible because of the enabling domestic environment of subdued inflation and stable exchange rate. Money supply grew by 20.7% in 2007 in contrast to 20.1% in 2005. Broad money increased by 14% in 2007 compared to end December 2005; the growth in money caused by the increase in net foreign assets and net domestic assets of the banking system. The external current account deficit as a percentage of GDP narrowed significantly in 2007, attributed to the strong performances of exports, tourism and private transfers. Foreign Direct Investment (FDI) and concessional loans financed the current account deficit.

c) Poverty Focus of Public Expenditure

Table 2: Resource Allocation by PRSP Initiatives

PRSP Initiatives	2005	shares	2006	shares	2007	shares
Discretionary	718,592	56.0%	1,175,810	63.4%	1,305,692	54.6%
Poverty Program	564,213	44.0%	679,626	36.6%	1,086,659	45.4%
Agriculture and Natural Resources	74,577	13.2%	112,792	16.6%	117,615	10.8%
ICT Research and Development	8,010	1.4%	9,342	1.4%	9,548	0.9%
Decentralisation and Local Government Capacity Building	6,384	1.1%	10,259	1.5%	21,319	2.0%
Governance and Civil service Reform Program	64,469	11.4%	62,952	9.3%	88,330	8.1%
Education	218,537	38.7%	231,081	34.0%	265,567	24.4%
Health	96,340	17.1%	124,670	18.3%	153,875	14.2%
Nutrition, Population & HIV-Aids	939	0.2%	2,776	0.4%	4,097	0.4%
Infrastructure Program	31,947	5.7%	56,582	8.3%	100,921	9.3%
Social Fund for Poverty Reduction	6,165	1.1%	11,139	1.6%	14,902	1.4%
Implementation & Monitoring of PRSP II	55,213	9.8%	53,342	7.8%	261,800	24.1%
Support to Cross-Cutting Programs	1,632	0.3%	4,691	0.7%	48,685	4.5%
Grand Total	1,282,805		1,855,436		2,392,351	

PRSP II targets that 25% of Government's own generated resources (GLF) should be allocated to poverty reducing activities. However, debt service obligations continue to pose a burden on resource allocations to PRSP-related expenditures. Though external debt ratios declined from 52% in 2005 to 45.9% in 2007, overall poverty reducing expenditure ratio improved from 17.4% to 20.8% but still fall short of the 25% target as shown in table 2.

The Overall share of Discretionary expenditures to total departmental expenditures excluding debt service shows fluctuations in the share of allocations between the periods 2005-2007. The share of the priority sectors of Agriculture and Natural Resources, Education and Health to total poverty allocations declined between 2006-2007 due largely to the huge investments in infrastructure programs in 2007.

The distribution of resources in 2005 and 2006 was fairly even between the wage bill (from 49% to 48.4%) and other categories of expenditures combined. This implies that nearly half of the poverty budget was allocated for the payment of wages, salaries and other personnel expenditures in 2005 and 2006, but declined to 37.7% in 2007. It is important to note that the personnel under the Department of State for Basic Education constitute about 60% of the civil service, most of whom are teachers providing basic education services.

2.2. Financial Governance and Public Sector Reforms

A series of structural reforms were executed by the government of the Gambia and these involved the creation of the new Gambia Revenue Authority (GRA), the Gambia Bureau of Statistics (GBOs), National Road Authority (NRA), National Agricultural Development Agency (NADA), and the Central Project Management and the Aid Coordination Directorate (CPM&ACD) under the auspices of Department of State for Finance and Economic Affairs to coordinate the flow of aid and grants into the country.

a) Public Financial Management Reforms

The implementation of the Integrated Financial Management Information System (IFMIS), which went into operation in January 2007, is one of the steps that government is taking to reshape Public Finance Management (PFM). Public Expenditure Management improved drastically since the introduction of the IFMIS in 2007 as financial discipline and prudence has been an integral part of IFMIS and is aimed at strengthening the overall public financial management system. This has helped government to reach its program targets and ensured that wages and other charges stayed within budget appropriations as well as prevented the accumulation of government arrears. With IFMIS, aggregates and categorization of public expenditures can be easily done and figures are available on a monthly basis.

b) Preparation and Audit of fiscal accounts

The backlog of financial accounts has been reduced and the accounts for 2000-2004 have been submitted to the National Audit Office by end December 2007. It is expected that the audit of these accounts will be fully finalized by end July 2008 and submitted to the Public Accounts Committee. Furthermore, the financial accounts for 2005 and 2006 were submitted to the auditor

General before December 2007. The audit of the two accounts is scheduled to be completed by July of 2009. This implies that Government is no longer in arrears given that 2007 figures is expected to be finalised and submitted before the end of the third quarter of 2008. As a result, this has helped to improve financial governance and donor confidence in the management of public finance.

c) Reform of the National Statistical System

The reform of the National Statistics System (NSS) is a process which started in 2005 with World Bank support under the Capacity Building for Economic Management Project (CBEMP). The objective is to strengthen the statistical reporting system of the Gambia and reinforce timely and reliable statistical information. The reform is to take six years (2005 – 2011) and it is expected that by the end of the reform cycle, The Gambia would have in place a modern NSS that could respond to the growing demand for statistical information.

Key in the reform is the restructuring of the Central Statistics Department (CSD) into an autonomous statistical agency. To facilitate the reform, the statistics act of 1972 has been revised to meet the requirements of an autonomous statistical institution. The transformation requires the name of CSD to be changed to reflect the status of autonomy and hence the Gambia Bureau of Statistics (GBoS). For GBoS to meet the standards of a modern statistical agency, the World Bank under the CBEMP constructed a new office complex with new furniture and equipment for the Bureau.

A seven member Statistics Council has been set up to manage the affairs of GBoS and oversee the process of recruitment. By July 2006, the Statistician General has been appointed by His Excellency the President of the Republic to head GBoS. Several months later, council has advertised the Directorate positions and to date the Deputy Statistician General and six Directors have been appointed. Other senior positions notably principals, seniors and statistician or equivalents have been put on adverts and applications received are to be reviewed by council for short listing and subsequent interviews.

Achievements

- Revised Statistics Act: The 1972 statistics act has been revised accordingly and the revised act has already been endorsed by the head of state.
- A new office complex completed and now houses GBoS and the National Planning Commission.
- A seven member statistics council with members drawn from government and the private sector established.
- A comprehensive 5 year strategic plan for the development of the National Statistics System (NSS) developed
- Statistician General, Deputy Statistician General and six Directors appointed

d) Privatization and Divestiture

The privatisation and divestiture programme focused mainly on strengthening the operation of the multi sector utility regulatory; PURA. Regulatory frameworks aimed to evaluate the overall professional market competency gap in the country and tailor the realities to the Authority's capacity needs as well as establish Organizational Framework to Increase Regulatory Capacity in order to establish competencies required for effective utility regulations in Engineering, law, economics and financial management, Human resources, Policy Strategy and Consumer Affairs continued to be built in 2007.

The year witnessed the entry into the telecommunications market, a new operator, COMIUM, which brings the number of mobile operators to three. This development led to interconnection disputes among Telecom operators mainly on interconnection rate and lease line provisioning for network interoperability, and consequently warranted the interventions of PURA to resolve the interconnection issues in the country. Since May 2007 all telecommunication service providers – GAMTEL, GAMCEL, AFRICELL and COMIUM have signed interconnection agreements with each other, facilitated by PURA.

As a result of the constant network congestion, call drops, interference and other network related problems experienced in the telecommunication sector at the beginning of 2007, PURA in collaboration with International Telecommunication Union (ITU) commissioned a Technical Audit to look into the matter. The report highlighted some of the technical issues responsible for congestion, call drops, interference and other network related problems.

Following the technical audit of the telecommunication networks, PURA has been ensuring that the recommendations of the audit in terms of improving connectivity and quality of service are being implemented. Since the beginning of the implementation of the report the above problems have improved considerably. One notable achievement is the improvement in connectivity between GAMTEL and AFRICELL and GAMCEL and AFRICELL.

In another development, the Emergency numbers for the Police, Fire Brigade, Hospital and the Child Helpline were only accessible from the networks of GAMTEL and GAMCEL. Subscribers on AFRICELL and COMIUM could not access these numbers because of issues relating to interconnection charges between AFRICELL, COMIUM and GAMTEL, on which network subscriber calls terminate.

All operators are assigned the same emergency numbers and therefore, subscribers of all networks in the Greater Banjul areas can dial the same emergency numbers to access emergency services. However, the Authority is still grappling with routing issues in the other parts of the country, but there is ongoing work to address the issues.

A nationwide frequency database is being set up for proper management of the frequencies in the country. All institutions using spectrum have been requested to send in the frequencies they are currently using for the development of a database of all the frequencies in the country. This will ensure security of the frequency plan and less interference within the various networks in the country.

Numbers are scarce and finite resources, which if not managed will lead to poor allocation and wastage. The implication is that new licensees in the telecommunications market that require numbers will be limited in their service provision by the numbers they are allocated. The optimization of the National Numbering Plan is therefore being developed to ensure that the plan stands the test of time within the context of a dynamic telecommunications environment.

Tariff approval guidelines for the telecommunications market are also being developed. These guidelines will ensure that tariff changes are made transparently on the basis of the principles of cost recovery and causation as well as ensure that consumers are given prior notice before effecting tariff changes.

In the electricity and water sector, a study to develop a tariff model for electricity and water services to ensure that the tariff setting process is robust and parameters for determining the tariffs more transparent, is underway.

Following the expiry of NAWEC's two-year interim license in July 2007, a draft license has been prepared and is presently being studied by the Department of State for Energy, prior to the signature of the Secretary of State for Energy. Recommendation to the Department of State on licence fees to be charged to NAWEC and the Independent Power Producer, Global Electric Group (GEG) has already been approved by Secretary of State.

In a bid to consolidate on the gains to safeguard the interest of consumers of public utility services a national survey of all Customer Care Centres of service providers in the regulated utility services around the country is being undertaken. Based on the feedback, consumer codes to establish minimum acceptable standards of service provision to customers will be developed. In addition, Quality of Service Indicators and targets are being developed to ensure that service providers adhere to standards based on international best practice in the telecommunications, water and electricity sectors

e) Legal and Judicial Reforms

The Government of the Gambia (GOTG) has identified the need to create an enabling legal environment as key to the success of national policy objectives aimed at improving good governance and accelerated private sector led growth. In 2000 the Government with assistance from the World Bank Commissioned a legal sector study which appraised and examined all legal sector institutions including the judiciary, the Attorney General's Chambers (AGC), and Department of state for Justice (DOSJ), Law Reform Commission (LRC), National Council for law Reporting (NCLR), Gambia Law Foundation (GLF), and the Bar Association. The study revealed a general neglect of all sector institutions, resulting in major deficiencies, constraints and obstacles in the judicial system and the delivery of legal services.

Thus in 2007, it aimed to review and strengthen the administrative and management capacity of the Department of state for Justice to ensure management commitment to service quality and improved service delivery. The strategies identified were:

- Develop alternative dispute resolution system (mediators, adjudicators)
- Restructuring/ strengthening of institutions in the legal sector including curator of interstate Estates operations

- Decentralization of the administration and management of AGC, strengthening the autonomy of units and enhancing coordination on legal issues affecting government.
- Improvement of advocacy and litigation skills of counsel
- Strengthen, upgrade and reinforce criminal justice functions of the AGC to ensure effective coordination and supervision of a unified criminal justice system.
- Restructure, upgrade and improve the capacity of the RGD to deliver specialist legal services.
- Restructure companies division
- Improve capacity for research and the efficient dissemination of legal information
- Revitalisation and strengthening of the capacity of the Law Reform Commission to deliver its mandate
- Strengthen the institutional capacity of the National Council for Law Reporting.
- Improve the registration, recording and management of legal instruments.
- Develop and implement human resource plans and policies and improve the capacity of legal profession for self regulation
- Introduce ICT to support decision making research and service delivery
- Improve capacity for legal research and dissemination of legal information (law reports and publications)
- Develop and improve infrastructure and facilities (buildings, equipment etc.)
- Promote non-adversarial Dispute Resolution processes

A legal sector strategy, a comprehensive framework for reforming the legal sector is being developed. The strategy is expected to serve as an integrated guide for all providers of services within the sector for a period of five years from 2005-2010. The main thrust of the strategy is to enhance efficiency, effectiveness, and accessibility of all legal sector institutions and services in order to create a governance environment that enables the emergence of a liberal economic system, improves access to justice, and also reinforces the rule of law. It will also focus on developing and strengthening partnerships between service providers inter se in order to improve communication and cohesion in the implementation of this strategy.

Development of the strategy for the legal sector started in 2007 but implementation of strategies, policies and action plan had suffered major setbacks though a consultancy was undertaken to enable the department take ownership and provide the opportunity to achieve the targets outlined in the strategy.

f) Civil Service Reforms

The Civil service reform is aimed at strengthening institutional capacity for policy formulation, human resources development, and programme coordination and monitoring. It is also meant to improve governance and management of the Civil Service to ensure transparency and accountability and promote ethical values and standards.

In 2007 the Personnel Management Office (PMO), in collaboration with development partners; the World Bank, DFID, UNDP and AfDB, collected information through workshops, focus group discussions, civil service survey and interviews with key Heads of Department. Consequently, two draft reports on civil service reform and pension reform were produced. The draft report on Civil Service Reform provides recommendations on developing a civil service

reform strategy and will help further develop the “Public Sector Reform Sector Strategy Paper 2007-2011. The draft report on pension reforms proposes a series of parametric adjustments to the Public Service Pension Scheme (PSPS) employing actuarial modeling techniques to project the financial impact of different reform options. It also proposes a combined set of reforms to improve the predictability, fairness and sustainability of pension benefits as well as support labor mobility between the PSPS and the Federated Pension Scheme (FPS).

With respect to Salary reforms, comparison of salaries indicate that salaries outside the Civil Service are 6 to 20 times salaries of civil servants, the difference larger for higher grades; thus justifying the need for further salary increase in order to retain professional and managerial staff. In this regard, two pay reform proposals were made; one proposing salary increase of 68 to 83 %, with a larger increase for the lower grades and the other proposing even larger increase for Grades 7 and above. The latter proposal is aimed at the high attrition rate among professional staff in government. It is envisaged that recommendations emanating from the two reports will constitute the body of civil service reforms that government will start implementing in 2008.

CHAPTER 3

ENHANCING THE CAPACITY AND OUTPUT OF PRODUCTIVE SECTORS

3.1 Agriculture

The agricultural sector employs 68 percent of the labour force, and accounts for 33.0 percent of GDP of The Gambia, the second largest sector in the economy. It employs 75 percent of the labour force and also the sole means of income generation for the majority of rural households below the poverty line. About 91 percent of the extremely poor and 72 percent of the poor in The Gambia are in the agriculture sector. The agricultural sector is the prime sector for investments to raise income, improve food security and reduce poverty and, therefore, meet the Vision 2020 objectives and the MDG “to halve the proportion of poor and those who suffer from hunger.”

There is therefore need to transform Agriculture from subsistence to a commercially-oriented agriculture but this is constrained by the absence of an appropriate sector policy framework; insufficient human and social capital development; limited capacity and inefficiency of extension services, weak research; farmer extension linkages, poor agricultural practices, declining soil fertility and soil erosion, low farmer productivity and major challenges to natural resources from steadily rising urban populations; inefficient agricultural marketing systems, especially for groundnuts and food products; lack of access to short and long term financial capital; low agricultural investment, and inappropriate land tenure arrangements that do not give women full rights.

3.1.2 Policy Objectives for the Agriculture Sector

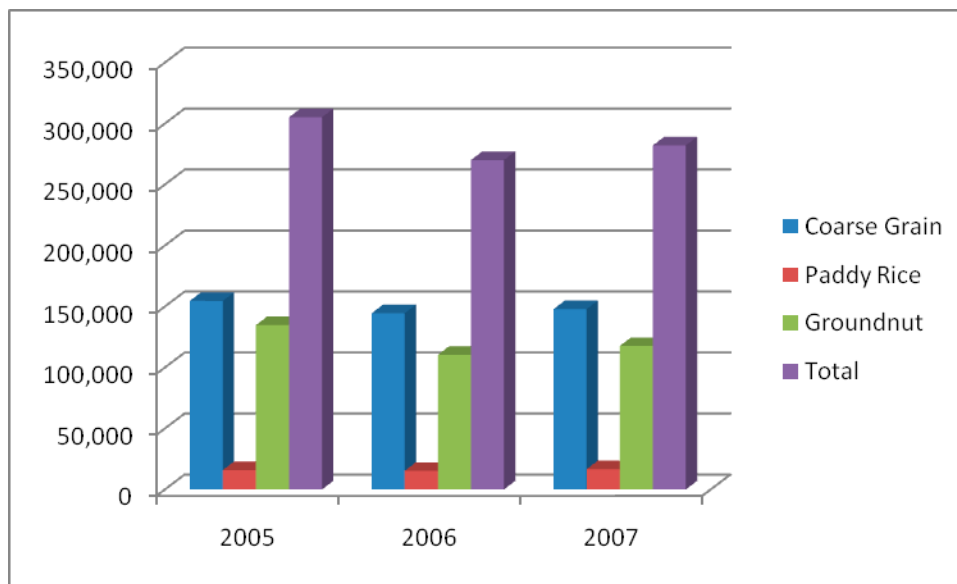
The agriculture sector no potential to enable the country achieve the long-term development goal of food self sufficiency and reducing poverty for a large segment of the population but a number of constraints need to be overcome. The objectives and strategies to address constraints faced are:

- Implement a programme of rehabilitation of the groundnut sector involving privatization and complementary institutional measures.
- Revisit the role of the public sector in agriculture
- Increase the quality and reach of agricultural extension services
- Develop and multiply new and improved seeds and planting materials of selected crops
- Strengthen pest and disease surveillance, reporting and control system.
- Introduce Sector Wide Approach (SWAp) in the agriculture sector
- Improve agricultural data collection and analysis for effective policy formulation and sector planning
- Establishing a medium term Master Plan for livestock production
- Review and update legislations (Disease Control Act, Veterinary Practice Act; Livestock Marketing Act; Public Health Act
- Initiate participatory review of livestock delivery services, and public private partnerships

- Improve animal husbandry practices
- Encourage Financial Services groups to allocate a % of VISACA loan products to livestock feed.
- Programme of research on improvement of livestock genetic resources through pure breeding and cross breeding
- Establishment of management system
- Facilitate investment & access to land for commercial farms
- Promotion of sustainable diversified food production programs
- Increase overall sector's output especially of domestic food and export products in order to facilitate the production of a wide range of food and export crops
- Strengthen cashew nut and sesame producer associations
- Develop rural infrastructure including storage depots and roads.
- Promote private sector input supply and marketing.
- Transform cotton growers into specialised seed producers.

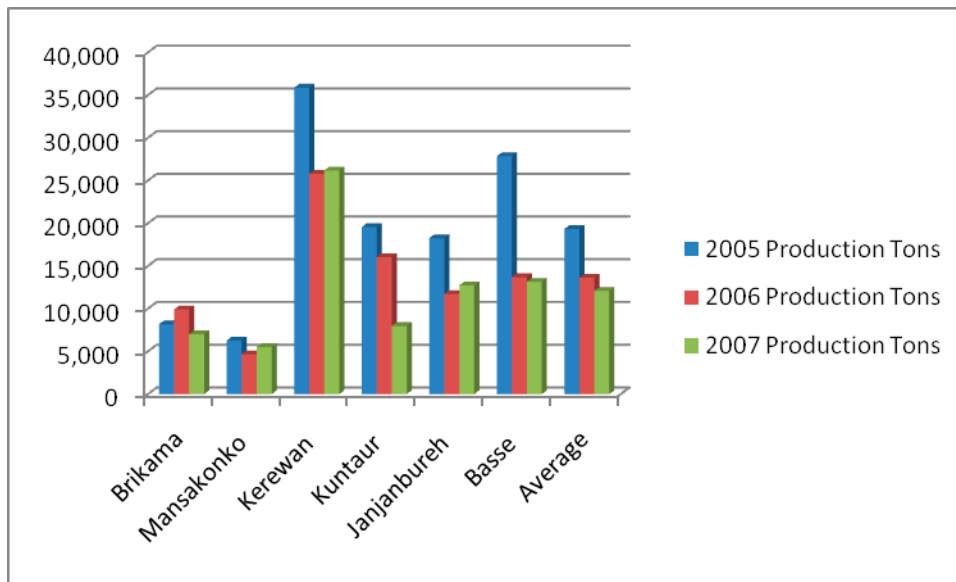
Crop Production

Figure 2.1: Area Cultivated 2005- 2007



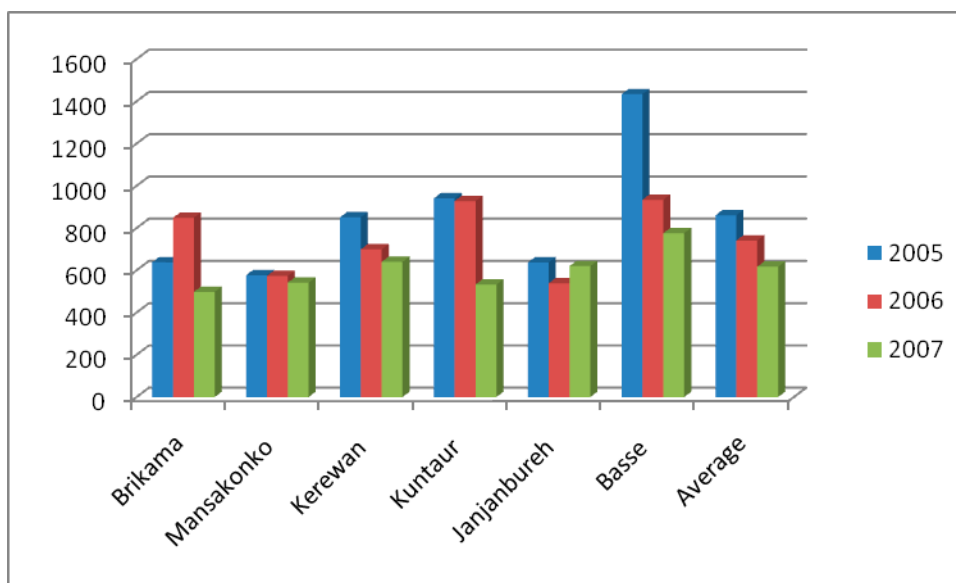
The performance of the field crop sub-sector from 2004/05 to 2006/2007 has been mixed, with cultivated area, production and productivity (yields) fluctuating. Out of a total arable land of 558,000 ha, an average of 300,000 ha are cultivated annually, thus accounting for about 54 percent of total area. Cereals as a group constitute the largest area and account for about 56 percent of total area followed by groundnuts. As shown in figure 2.1 above, groundnuts command the largest area under production.

Figure 2.2 Groundnut production 2005 - 2007



Given the low yields obtained, most increases in output can be largely attributed to area expansion, with variable rainfall, changes in the crop mix, a rise in the cost of production (particularly for fertilizers) accounting for fluctuations. Other important structural changes include the wider adoption of animal traction, the diversification into sesame production, and the availability of short-cycled varieties of rice; New Rice Initiative for Africa (NERICA), groundnut and millet. Clearly, the agriculture policy needs to target the problem of low yields, which calls for improved inputs and extension.

Figure 2.3 Groundnut yields 2005 - 2007



Generally there is a down trend in the area allocated to coarse grain cultivation in all the LGAs. For instance in Brikama 10198 hectares were cultivated in 2005; this decreased to 7326 hectares

in 2006 and only a marginal increase in 2007 to 8908 hectares. Similar trends were observed in all the LGAs.

3.2 Fisheries and Marine Resources

The strategic objectives of the sector are:

- 1 Increase the productivity of the sub-sector through the use of improved and sustainable fishing equipment methods and techniques for increased domestic supply and export;
- 2 Increase Gambian participation in the sub-sector, targeting unemployed youths through the Fisherman Training Program;
- 3 Develop community fisheries centers and provide managerial, financial and technical advice to their management committees and
- 4 Create opportunities in aquaculture by assisting in the establishment of fishponds in tidal rice fields.

Achievements

The Fisheries Department continues to undertake activities aimed at poverty reduction in fisheries communities. This is done through identification, planning and implementation of development projects and programs through bilateral and regional cooperation programs and through GLF funds.. All such activities are participatory with the involvement of stakeholders.

Community projects were implemented with the involvement of fisher-folk along the marine coast and inland with facilities for fish processing and storage. Youths were trained in fishing and Fish ponds were constructed in CRD. Training workshops were held for fishermen, fish processors, fish mongers and Extension staff and credit facilities provided to fisher-folk through micro finance institutions.

The above interventions had a positive impact on the livelihoods of fisher-folk communities in strengthening their management capacities and the introduction of improved fish processing techniques improving quality of products and reduction of post harvest losses in the fisheries sector.

The activities were carried out with the participation of stakeholders and partner institutions. This approach effectively established a robust communication and feedback mechanism between all the stakeholders.

3.3 Energy

In 2006 and 2007 great improvement was registered in the electricity sub sector, with the commissioning of the Brikama Power station and the six power stations in the rural areas. However, the energy demands still far out weight supply and energy being the pivot for any sustainable development, the need to increase its supply to meet the demand at affordable price cannot be over emphasis.

a. Electricity

The generation capacity at the Kotu Power Station is 28MW and is concentrated in the Greater Banjul Area but there is currently an independent power producer located in Brikama with a generating capacity of 22MW. This brings the total generating capacity in GBA to 50MW, which is far below the existing demand. There are still significant areas in GBA that do not have access to electricity.

In 2007, six isolated stand-alone systems at various locations were commissioned following the completion of the first phase of the Rural Electrification Project. The total generating electric capacity is 4MW.

The installation of the Bijilo sub-station is at an advanced stage of construction. It is envisaged that upon completion, the electricity network will be expanded as this will enhance electric power from Kotu and Brikama Power Stations, thus increasing electricity supply

b. Renewable Energy

Solar Energy

During 2007, 37.255kw of solar energy was installed (lighting 9.545kw, Pumping 15.690kw, cooling 10.320 Kw and Heating 1.7kw). More than 50% of all the solar panels installed during the year under review were privately sponsor.

With the aim of providing access to modern forms of energy to the rural dwellers, The Gambia Government with the support of African Development Bank (AfDB) has concluded a renewable energy feasibility study in 2007. The projected capacities proposed in the feasibility energy study on the identified four project areas are shown below. Implementation will commence as soon as the required funds are available.

Table 3.1. Renewable Energy Supply Plan

Project Target		Kilo Watts (KW)
Quantity	Type	
54	Schools	259.2
30	Health Posts	30
18	ICT Centres	50.4
10200	Households	40.6

Bio-fuels

Bio-fuel is at its initial stage in The Gambia and is being used by very few people in the country. There are many local trees from which bio-fuel can be extracted; Jatropha being one of them but it

is used by many as life fence instead. The potential of bio-fuel is very high but in 2007 only 80 litres of bio-fuel were consumed.

Energy Saving

In the domestic energy sub-sector, the over-reliance on fuel wood and charcoal is continuously affecting the country's forest resources and national vegetation cover at an alarming rate, causing general environmental degradation and hence low productivity. In order to cut down the fuel wood consumption, the Gambia Government introduced improved cooking stoves to reduced fuel consumption and also reduce CO₂ emission. During the year under review 1000 units of cooking stove were produced.

LPG

Liquefied Petroleum Gas (LPG) is no commonly used as domestic fuel in The Gambia due to its high cost and irregular supply. It is used for cooking, boiling and lighting and mainly imported from Senegal. During the year under review 2760 Metric tons of LPG was imported.

Petroleum Products

During 2007, 140,451.81 metric tons of petroleum products (excluding LPG) were imported into the country.

3.4 Tourism

The tourist industry in the Gambia, although small in international terms, is at present a major contributor to the national economy contributing 16 % of GDP, supporting over 10,000 direct and indirect jobs, earning \$39 million in foreign exchange, using agricultural produce and generating taxes for the national budget. It also helps to provide the necessary air cargo infrastructure to support the development of some of the Gambia's other airfreight requirements in the seafood sector such as shellfish, horticulture and other international business activities.

The priority strategic objectives of the sector for 2007 were to create awareness of the Gambia and build positive brand image (destination market), diversify tourism product range, put in place regulations governing conduct of all tourism establishments, classify all tourism establishments and meet the manpower needs of the industry. The sector also aimed to establish a tourism policy and planning unit and implement the Tourism Master Plan, increase local entrepreneur's participation in the Tourism industry, and intensify linkages: tourism, agriculture and fisheries

Destination marketing and promotion of The Gambia tourism attractions continue to occupy centre stage with a view to projecting and showcasing the rich tourist endowments to the global audience. In this regard, an advertisement slot was placed in CNN; Sights and Sounds which was a major milestone in the efforts to put The Gambia on the world map.

Product development continues to occupy center stage in our drive to remain competitive in a dynamic global tourism environment. More hotels were refurbished and/or upgraded to internationally acceptable standards, while new facilities added new dimensions to our product in terms of bed capacity and quality of service. In fact, the new policy direction is to attract high spending tourists.

To further add value to our existing facilities, a number of new hotels and tourist attractions including amusement parks started operations, adding quality to the industry. This is more evidently shown by the entry of the OMAKAN Hotel in February, 2007 and Sheraton Gambia Resort and Spa in May, 2007 raising the standards, increasing market access and above all creating more employment opportunities.

In line with the vision to transform The Gambia into a major tourism destination, efforts have been accelerated to mainstream quality into the heart of the hospitality industry. In collaboration with the Gambia/Netherlands Foundation, the hotel classification criteria have been developed and the classification programme will start in earnest before the beginning of the next winter season. Pre-classification inspections started in October 2007.

In line with sustainable tourism development and cognizant of the need to improve the range of tourism products and attractions, ecotourism development is key in our efforts to create a people centered tourism. Major community driven projects have been launched in Kartong in conjunction with the UNWTO Step Foundation (Sustainable Tourism for Eliminating Poverty), to bring tourism closer to the doorsteps of communities. The expected outcome of the project will be geared towards poverty reduction, empowerment and awareness creation, building capacities and self-confidence as well as the involvement of youth and women in decision making. These projects will be replicated in other parts of the country with the support of donors such as the PRO-INVEST and the European Union.

Gains were registered in almost all the areas; apart from the Tourism share of the GDP, which remains at 16% even though there is an increase in the arrival figures for 2007, this may have been caused by growth in other areas of the economy. The GIG (Gambia Is Good) farm is a supplier to hotels and other horticultural enterprises needs to be encouraged to improve the quality of their produce to be able to supply the industry.

A survey was conducted in 2007 to ascertain the number of jobs in the tourism industry but out of 410 tourism businesses, only 102 (about 25%) responded to the survey. It must also be acknowledged that it is very difficult if not impossible to capture all those who are employed in the informal sector. From the survey results (25% response rate), a total of 8591 are directly employed by the tourism sector. However, it is anticipated that the number of jobs created in the industry will be over 15,000 if all businesses filled in their returns.

Over twelve (12) training programs were conducted by the GTA in 2007 for both the formal and informal sector workers. The courses were based on Customer Care, and Health and Hygiene. Training was also provided for the Tourist Security Unit with the help of The Gambia/Netherlands Foundation.

The sector has also seen an increase in the number of International Tour Operators and number of beds with two new hotels, Bars and restaurants, Ground Tour Operators and number of employees. In terms of creating awareness, this is an on-going process as The Gambia Tourism Authority's primary mandate is to promote The Gambia and regulate the tourism industry.

3.5. Road and Infrastructure

By early 2006, the need to review and update the National Transport Policy 1998 – 2006 became necessary in view of the fact that the policy was running close to the end of its life and also

because of the increasing incompatibility with the objectives of the PRSP, the Millennium Development Goals (MDGs) and the results and recommendations of the Public Expenditure Review of 2004. Similarly, the enactment of the Gambia Roads and Technical Services Act 2003 paved the way for the setting up of the Gambia Roads and Technical Services Authority. By 2006, it was realized that in order to enable the Authority to function more effectively, the enabling legislation had to be amended to separate the core functions from the periphery i.e. to make the Authority a roads only entity so that the other technical activities such as designing could revert back to the Department of State. In 2007 therefore, the enabling legislation was amended thus allowing for a name and functional change to the National Roads Authority with the responsibility for all roads in the country. Through a subvention, a Road Fund was created to ensure adequate financing of road maintenance operations.

3.5.1. Achievements

In 2007, government embarked on major road construction and rehabilitation projects in the country. The 65 Kilometer Kerewan-Faraffenni road was completed and work on the 180 kilometer Mandinaba-Soma road re-started. A major road rehabilitation programme was started in 2007 and includes the 200 kilometer Soma Basse road, and short stretches such as the Amdallai Barra, Soma-Senoba and Faraffeni-Ker Ayib roads. These roads link the country to the northern and southern parts of Senegal and east wards to Guinea and Mali.

Also, following the amendment to its enabling legislation, the National Roads Authority, conducted a condition survey of the national road network in order to devise a classification of the roads as well as an interim maintenance programme, covering roads in the Greater Banjul Area.

In the maritime transport sub- sector, there has been much concern about transforming the Port of Banjul into a maritime hub in line with the 2003 Port Master Plan. The Fourth Port Project entailed the creation of an open space to enable the authority solve the problem of congestion as well as handle effectively the steady increase in cargo volumes so as to improve ship turnaround time. The Project also envisages an increase in container yard capacity and also a reduction in flooding at the Northern terminal. The deepening of the channel entrance to allow port access to larger vessels, the acquisition of properties in the Half – Die area, the rehabilitation of the north and south terminals and the purchase of a tug boat are components of the Project. In line with the port improvement project, the Authority has unveiled plans to improve the country's ferry services. These include the construction of the Barra Ferry Terminal building, development of Essau Weighbridge Station, the procurement and installation of berthing bridges for Banjul and Barra terminals, the rehabilitation of Bereto Camp and crossing points across the river. Jetties and fresh water and fire fighting pipelines are also earmarked for rehabilitation.

In order to embark on the implementation of the projects under the Fourth Port Project, the GPA sought funding from various donor agencies and private international finance organizations. Presently, the funding arrangements are being put in place. Funding for the Airport Development Project is being provided by the Kuwaiti Development Fund and the civil works are progressing.

The expansion and development of Banjul International Airport is central to the Gambia Civil Aviation's plans to transform the airport into a regional hub. The original project cost for the

development of Banjul International airport was \$54.0 million (fifty – four million US Dollars) but given the huge capital outlay required, the dearth of capital and other constraints, the proposed works had to be scaled down to \$21.4 million. The implementation of the project was in two phases – phase 1 comprised the fast track component which addressed the civil works(runway repairs, construction of the dual carriageway of the main access to the airport, presidential lounge and road, pavements and civil works on airside). Phase 2 entailed the procurement and installation of an additional 640 KVA standby generator and street lights for the main access road and presidential way and navigational aids – aeronautical communicational facilities as well as air navigation systems such as DVOR, DME and NDB. The completion of the project would ensure the complete overlay and resurfacing of the 3,600 meters long runway, the expansion of the aircraft parking apron with the construction of additional exit ways, construction of a modern fire station and airfield ground lighting systems.

3.6. Trade

In pursuing the objectives of both its Mission Statement and the Nation’s overall development strategy as enshrined in Vision 2020, the Department of State for Trade, Industry and Employment continues to formulate and implement support policy measures that facilitate the creation of an efficient and effective economic environment for private sector led development. In this regard, the future structure of the economy is prefigured by government’s current policy thrust that allow market forces reasonable degree of free play in the presence of persuasive structure of incentives for domestic and foreign investment, facilitate trade as an instrument of development and create gainful employment for the growing population of the working age to ultimately eradicate poverty.

Since the introduction of the Economic Recovery Programme, the Government continued to pursue a more liberal trade regime as reflected in its commitment to WTO, ECOWAS, EU/ACP relationship and signing of bilateral trade agreements with a number of countries. This has led to gradual and progressive reduction of tariffs and continued improvement of its infrastructure to enhance its competitiveness in the region.

To facilitate the development of trade as well as integrating the national economy to the global economy, there is a need to have a comprehensive national trade policy. Consequently, DOSTIE is engaged in a series of consultations with various stakeholders including non-state actors in a bid to formulate a national trade policy. The process, which was supported by UNDP through EMCBP III could not finalise the policy formulation process. The completion of the process will make the Gambia, for the first time, have a national trade policy and will assist in integrating trade into national development.

The Competition Policy and Law

To ensure good trade practices as well as to protect consumers requires the existence of a competition policy and law. In view of this, DOSTIE with the assistance of the Commonwealth Secretariat completed the drafting of the legislation on the competition policy and law which was subsequently endorsed by the Cabinet and enacted into law by the National Assembly in September 2007. Consequently, the Department sought and obtained technical assistance from Commonwealth Secretariat to establish a Competition Commission. Already the Department received two missions from the Secretariat in preparation for the establishment of the

Commission. They held discussions with public and private sector during the visits. The implementation of the bill will enhance the investor's confidence in the economy.

Integrated Framework (IF)

The Integrated Framework is a trade-focused programme designed to accelerate poverty reduction and improve economic performance in the least developed countries (LDCs). The Diagnostic Trade Integration Study, which is the entry point in the IF implementation programme, was conducted and validated in July 2007, and subsequently endorsed by Cabinet. The study identified priority sectors with exports potential and growth, and designed policies and strategies for intervention. This formed the bases for the implementation of the Integrated Framework Programme. The programme intends to assist the Gambia in addressing its limitations in order to take advantage of the benefits of the multilateral trading system and also to integrate trade policy into the overall national development programme.

The ECOWAS Common External Tariff (CET)

The government of The Gambia has committed itself to the full implementation of the ECOWAS Common External Tariff (CET) to facilitate intra-regional trade as a means of regional integration. The Government, through DOSTIE, has constituted a national committee, whose membership includes key Departments of State, private sector and civil society, to advise on the implementation of CET. As a first step towards the implementation of the scheme, the national committee has been engaged in a series of sensitization campaigns, including the use of print and electronic media, TV, and a visit to all the growth centres in the country to sensitize the business community, customs officials, immigration and the police on CET and its impact on the national economy. A cabinet paper was prepared for cabinet to discuss the findings of the study as well as to endorse the implementation of the protocol. The full implementation of the ECOWAS CET is expected to lead to the establishment of a Customs Union within the sub-region and eventual integration of the region into the global economy. As a small country, ease access to the regional market will enable The Gambian to promote investment and possible industrialization.

Additionally, The Gambia has submitted its list of type B exceptions to the ECOWAS Commission for tariff negotiations with other member states for eventual tariff harmonization. Currently, negotiations are ongoing and the second round of national CET sensitization would commence upon the completion of the negotiations and the consolidation of the regional list.

ECOWAS Trade Liberalization Scheme (ETLS)

Since The Gambia started the implementation of the ETLS, seven (7) companies have qualified as ETLS certified companies though only two are currently exporting their products to the regional market.

Inter-State Road Transit trade (ISRT)

Substantial progress has been made in the implementation of the ISRT. The Government of The Gambia has provided the Gambia Chamber of Commerce and Industry (GCCCI), as a national surety, D1 million to kick start the implementation, and preparations have already been made in that regard.

West African Quality Programme

Within the framework of the EPA, the West African region has negotiated a quality programme to enable the region to enhance its export potential by creating the culture of quality in our industries and upgrade the existing infrastructure to improve quality. This programme will be launched in The Gambia in March 2008 but will be preceded by the setting up of the operation secretariat by recruiting the National Technical Coordinator and the steering committee.

3.7. Industry

In the area of industrial development, government continues to aim to stimulate growth of the sector by encouraging increased private sector participation in industrial production. It is in this context that DOSTIE identified the review and update of the National Industrial Policy 1996 as a priority activity under the Poverty Reduction Strategy Paper II (PRSP II). This programme, which is supposed to include the technical review of the industrial sector and the subsequent development of an industrial master plan, would inform the necessary adjustments needed in investment policy and its incentive structure as well as the SME policy programmes. To this end, assistance has been sought from the United Nations Industrial Development Organisation (UNIDO) to undertake the assignment on behalf of the Department. Although UNIDO has accepted in principle to field in a team of technical experts to carry out the review and update the current policy, the department is yet to receive the team.

Investment Policy

The Gambia's investment policy comes under a broad liberal macroeconomic policy framework that sets out government's economic and financial policy. Government's policy on investment and private sector development has been consistent from the time of the ERP to the Programme for Sustainable Development and is reflected in Vision 2020. In all the policy frameworks of these programmes, Government considers private sector investment as the engine of economic growth.

To translate its desire for increased investment, the Government formulated a National Investment Policy in June 1999, which defined certain priority areas for investment promotion, scope of investment activities, and established eligibility criteria for the award of specific investment incentives in various sectors of the economy. This policy was subsequently enacted into the Investment Act of 2001 and supported by the Free Zones Act of 2001, both of which established GIPFZA.

Since 2006, discussions on the review and update of the Investment Policy 1999 and Investment and Free Zones Acts 2001 have been on-going but no substantial progress has been made so far. Currently, these instruments are not adequately addressing challenges in the investment environment and related development issues. This has the tendency to frustrate the investment promotion efforts of GIPFZA and also affect the ability of the economy to create wealth. Although GIPFZA was able to develop an investment promotion strategy, without the review and update of these instruments, such strategy would have little impact.

3.8. Enterprise Development

As a strategy to enhance industrial development and its contribution to the poverty reduction programme of government, a small enterprise development programme was conceived to enhance the development of the small scale industries. Within this context, the Department of State has been working on a comprehensive policy called Micro, Small and Medium Enterprises (MSME) policy to facilitate the development of such enterprises so as to enhance their contribution to national development. Since it is the Department's desire to have a comprehensive and all inclusive policy, a request was made to Social Development Fund (SDF) through its Entrepreneurship and Micro-Finance Development project for assistance to finalize the policy and also the institutional arrangement for its implementation. This request was accepted and Sahel Invest International, a consultancy firm, is being engaged to come up with the MSME Policy and Action Plan.

3.9. Employment, Human Resources Development and Labour

The consequences of economic growth and trends in social development have brought about the need for rethinking of development strategies in the interest of poverty reduction and empowerment. The challenge The Gambia faces is therefore the pursuance of a growth strategy that is employment intensive and poverty reducing. As a result, the Government felt the need to formulate the National Employment Policy and Action Plan as a way of redistributing the benefits of growth, reduce poverty and raise living standards.

In this respect, the Department of State for Trade, Industry and Employment put in place appropriate policy strategies and institutional mechanisms for the implementation of the Employment Policy Action Plan as part of the PRSP. This is to ensure that national goals and objectives on reducing unemployment, underemployment and poverty are achieved. The aim of the policy is to promote access to employment for all, enhance employment, prevent social exclusion and foster participatory development. However, the implementation of the action plan suffered the same problems as other policies above.

Progress registered in the implementation of the action plan includes the Labour Bill which has been enacted into law during the National Assembly's third meeting in September 2007. In another development, the GAMJOBS Project, a project developed to implement the priority programmes of the Action plan, has received funds from the Gambia Government and the UNDP, and some funding is expected from the Spanish Government. Currently, both the operations manager and project coordinator have been recruited. GAMJOBS has the expected potential to create ten thousand jobs annually for five years.

CHAPTER 4:

IMPROVE COVERAGE OF THE BASIC SOCIAL SERVICES AND SOCIAL PROTECTION NEEDS OF THE POOR AND VULNERABLE

4.1. Education

Until 2007, the Department of State for Education (DoSE) was responsible for the provision of general education, ranging from early childhood development to higher education. However, during the period under review, a new Department of State was created for Tertiary & Higher Education, Research and Scientific Technology, while the portfolio of Basic and Secondary Education was renamed Department of State for Basic & Secondary Education (DoSBSE).

The strategic objectives of the Basic education sub-sector are effective financial planning and management of the sector and improving school infrastructures (Quality and Quantity), quality of teaching and learning, and the school environment to make it conducive for teaching and learning. Strategies include providing scholarships for girls, provision of adequate teaching and learning materials, development of a relevant and up to date Curriculum, ensuring effective and efficient school management and supporting literacy providers. The sector also aims to improve access to secondary education, conditions of teachers and quality and quantity infrastructures in schools, increase access to quality schooling, enhance education information and knowledge management as well as develop an effective monitoring and evaluation framework. The sector also aimed to develop a comprehensive a policy agenda and framework, and ensure effective application and use of resources as well as ensure planning and management of human resources.

For the higher education sub-sector, the strategic objectives are ensure effective and improved Financial Planning and management of Higher Education, infrastructural development in Tertiary institutions, and access to relevant and quality tertiary Education. The strategies include supporting the process of integration of tertiary education (MDI GTTI, GC, UTG), development of infrastructure for UTG campus, expansion of infrastructure for UTG Kanifing Campus, PTC extension programme at Gambia College, developing academic facilities including laboratories and counseling centre at Gambia College, establishing functional and coherent quality assurance framework for the integrated Tertiary education system and scholarship scheme for the needy; in particular girls, increasing access to and improve coverage of TVET particularly in the rural areas, improving quality and quantity of teachers at HTC level as well as communication and information management , and reducing the Gender Gap in access to Tertiary Education

4.1.1 Basic and Secondary Education

The overall basic education programme consists of the Early Childhood Development , Basic Education (Grades 1-9), and Adult and Non-Formal Education.

a. Early Childhood Education

Early Childhood Development has become part of the basic education cycle, given the importance of the early years of development for children. The Education Policy (2004 – 2015) acknowledges the importance of enhancing access to ECD services, particularly in deprived communities to ensure children's readiness for formal schooling.

Guided by the above, the DoSBSE has the national mandate to co-ordinate the promotion of an integrated approach to ECD provision through a Multi-Sectoral Working Group (MSWG), which has been established to interface with government departments, NGOS, and local authorities and local committees, civil society organizations (CSO) and international agencies.

Since ECD is largely provided by the private sector, affordability becomes an issue and poses a major constraint for poorer households. This problem is more pronounced in the rural areas, where poverty is more acute and where the tradition of leaving children in the care of siblings or grandparents, or having children accompanying their mothers to the farms or other work places, still remains the dominant practice for early childhood care. Given these challenges, the following strategic interventions are being implemented with support from UNICEF:

- Provision of facilities and services for ECD
- Articulation of guidelines for the training of polyvalent ECD teachers
- Design of strategies for the mobilisation of resources
- Monitoring, assessment and development of early childhood education programmes
- Provision of guidelines for the establishment and management of ECD services
- Building and strengthening of partnerships for the promotion of integrated services
- Mobilisation, sensitisation and motivation of communities to participate in ECD
- Enhancement of access through a parenting education program
- Review of community based ECD

b. Basic Education (Grades 1 – 9)

The Gambia's National Education Policy (2004 – 2015) provides for a unified basic education system, covering years 1-9, through an automatic transition with no transition examination at the end of the lower basic cycle. Thus there is rapid expansion taking place at the upper basic level, and a policy of integrating basic education facilities where possible. Thus in practice, it is difficult to draw a line between the lower and the upper basic cycles. However gross enrolment continues to increase as shown in figure 4.1.

As shown in Table 4.1, at the level of the lower basic, enrolments for the period 2005/2006 – 2006/ registered a 1% increase in GER from 91% to 92% including Madrassas. A variety of interventions ranging from school feeding to classroom construction might have made some impact on enrolment at this level.

Figure 4.1 Gross Enrolment Rates in ECD by Region 1999/2000 – 2006/2007

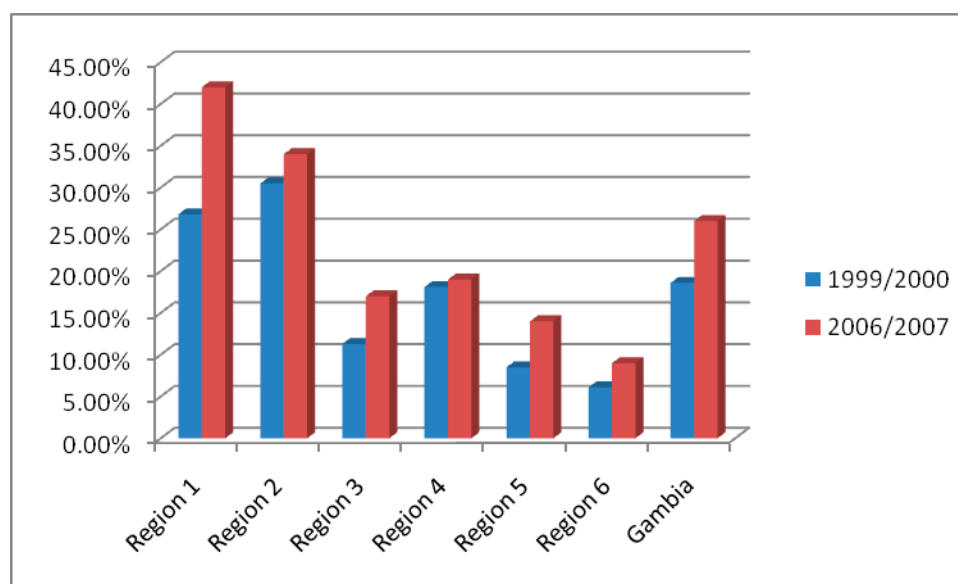


Table 4.1 Lower Basic Enrolment 2005/06 – 2006/07

Year	Sex		
	Male	Female	Total
2005/2006	88,616	94,011	182,627
2006/2007	108,540	111,883	220,423

In the area of upper basic education, there has been rapid expansion between 2002 and 2006 with enrolments increasing from **42,094** to **66,025** translating into a GER growing from **43%** to **65%**. This growth in enrolment represents an average annual growth rate of **15%**, which exceeds the target of **12.7%**. However, the period under review witnessed a drop in the GER. from **65%** to **61%** with the enrolment for girls dropping slightly from **32,592** in 2005/06 to **32,047** in 2006/07 while that of the boys increased from **33,433** to **34,442**.

Madrassa Education

The Madrassa (Islamic/Arabic school) is a formal education delivery institution with Arabic as a medium of instruction and a strong Islamic orientation in content and practice. The system offers instruction at different levels. Based on the current memorandum of understanding between the General Secretariat of Arabic and Islamic Education and the DoSBSE, the Secretariat currently benefits D70, 000 per month from the DoSBSE as subvention to facilitate the recruitment and retention of competent English teachers who implement the harmonised syllabus in the Madrassas. In addition, qualified Madrassas are also provided with food by the WFP through the school feeding programme.

In 2007, DOSBE conducted orientation meetings with Madrassa proprietors and teachers to highlight the importance of the use of the synchronised materials in promoting quality and relevant education. A consultative meeting was also convened with WAEC and CREDIT to explore the possibility of unifying the Madrassa examinations at the national level. Also there was a review of curriculum materials for Grades 1-9 in Arabic and Islamic Studies to ensure content flow from the syllabus to the textbooks.

Special Needs Education

In order to pursue the EFA goal of providing universal primary education, children with special needs must be catered for by the education system. In recognition of this fact, the DoSBSE continues to apply a two-pronged approach to the provision of quality and relevant education to children with special needs. While the sector continues to support the special schools (blind, deaf and learning difficulties) for severe cases, mainstreaming of less severe cases is gaining momentum.

Given the role of the Special Needs Unit in the implementation of the above strategies, the following activities were undertaken during the period under review:

- Identification, registration and referral of children with special needs in mainstream schools
- Training of cluster monitors on the management of children with hearing and visual impairment
- Launching of the Hearing Assessment Research Centre (HARK)
- Training of ECD teachers at Gambia College on Special Needs
- Monitoring of IEP programmes and special schools
- Validation of advocacy strategy for special needs children

Under the Integrated Education Programme (IEP) supported by Sight Savers International, mainstreaming of blind and children with low vision has successfully been piloted in Region 3 where the lessons learnt guided the expansion of the programme in Regions 1 & 2 in 2007.

The expansion of the Integrated Education Programme was launched in Regions 1 and 2, the purpose of which was to create awareness about IEP among key stakeholders within these regions. In consonance with the IEP's model of implementation, ten (10) qualified teachers were identified and trained at the Gambia College to become competent itinerant teachers to serve in Regions 1 and 2. Of the ten, the best eight were recruited and posted accordingly.

Blind and visually impaired children were identified through screening exercises conducted by the community ophthalmic nurses. Following these exercises, a total of two hundred and twenty-seven (227) children from Regions 1 and 2 were referred to Sheikh Zayed Regional Eye Care Centre for further medical assessment by the ophthalmologist and the optometrist. Fifty-five (55) of these children had refractive errors and were provided with spectacles while sixty-two (28 males & 34 females) who were diagnosed as having low vision were registered with the IEP for support.

Classroom Construction

The construction of classrooms across the country has been intensified to respond to the growing demand to meet the policy target of universal basic education. Under the EFA/FTI, construction works were executed through a Framework Agreement with Future In Our Hands (FIOH), a renowned NGO specialized in civil works and in-service training of teachers, while the rehabilitation works were executed through a decentralized mode of identifying suitable contractors but guided by standard procurement procedures.

In addition to the above, thirty-eight blocks of three classrooms each are being provided under BADEA in Regions 1 and 2 coupled with the fencing of twenty schools across the country while the construction of one hundred blocks of three classrooms each under the ADB project distributed all over the country is in progress.

School Feeding

A Food for Education (FFE) programme aimed at increasing enrolment in targeted regions, maintaining regular attendance in targeted regions, reducing drop-out rates by gender, increasing lower basic completion rates, and promoting ECD in deprived communities is being implemented. One hundred and eighteen thousand (118,000) students in lower basic schools, eighteen (18) Madrassas with harmonised curricula and seventy-two ECD centres annexed to existing lower basic schools from Regions 2 to 6 benefit in the form of food (daily school lunch),

Quality Interventions in Basic Education

While the focus of access at the basic level has witnessed tremendous achievement, it has not been matched by increased learning outcomes. The evidence of this can be traced to the fact that only 10% of Grades 3 and 5 students reached the mastery level of 73% in Mathematics, English and Science. This is further corroborated by the results obtained from UNESCO's Monitoring Learning Achievements (MLA, 2000) which demonstrates that 46% of students reached the minimum pass mark (40%) in the same core subjects. Guided by this situation, a range of quality inputs have been provided to enhance the quality of teaching and learning.

Teacher Training

The Gambia Teacher Training College significantly enhanced its intake of Primary Teachers' Certificate (PTC) and Higher Teachers' Certificate (HTC) students over the past five years, resulting in an increase of 1,024 qualified PTC teachers and 1,034 HTC in the system. However, an area of concern is the poor academic standing of new PTC recruits, many of whom fall in the 30-40 percent achievement range in the entrance exam that tests core subjects (English, Mathematics and General Knowledge). The College training institution attracts primarily low-performing high school graduates with low content knowledge, i.e. those with few or no alternative careers.

Consistent with the EFA/FTI's overall objective to help accelerate the improvement of access and quality of universal primary education, the School for Education, Gambia College received support from the EFA/FTI.

Teacher trainee observation is geared towards improving the quality of delivery of content and support to the trainee. Funding from the EFA/FTI provided opportunity for college staff to visit and interact with trainees in the schools more often than was previously possible. This has improved the turn-around time for feedback from lecturers to get to the students and consequently improved the quality of the support system for students.

Under the distance education programme, each teacher trainee in the Primary Teachers' Certificate (PTC) course received 5 modules in each of the four core subjects namely, Science, Maths, English and SES, within a two-year period while on teaching practice. Funding provided by the FTI under this category was used to print these modules and to distribute them to students in the schools. In addition, the students are provided with stipends for subsistence.

In order to enhance teacher quality, a mechanism to upgrade the skills of four hundred (400) unqualified teachers in Region 5 through a PTC extension programme (both pedagogic and academic) with an inbuilt mentoring system has been initiated by BESPOR. It should be noted that the students in the PTC Extension Programme continue to demonstrate high levels of commitment, responsibility and dedication to their studies. In terms of performance, there is marked improvement during the period under review compared to last year when the programme started.

The pilot of this initiative is currently on in Region 5 but plans are afoot to roll it out to all the regions through a gradual phase-in programme. The funding of this activity is jointly provided by BESPOR and the FTI.

In an attempt to address some of the problems associated with the quality of instruction at the Gambia College, the teacher training programme has been reviewed to recognise both academic and pedagogic issues. The provision of laboratory equipment under the first phase of the Third Education Sector programme will greatly improve the teaching of the sciences at the School of Education.

Furthermore, the support under the French Technical Cooperation to strengthen the training of French teachers to Higher Teachers' Certificate level will not only increase the supply of teachers of French at the upper basic level but also enhance its teaching.

In-Service Training

Within the framework of providing school-level pedagogic support, a major activity to curb early grade reading disabilities was conducted through the training of trainers and training of all teachers in Grades 1, 2 and 3. The training also included head teachers, senior teachers and cluster monitors. This was found necessary based on the findings of a survey conducted with support from the World Bank and the Research Triangular Institute to assess the levels of early grade reading competencies. One thousand two hundred (1200) students in Grades 1, 2 and 3 from forty (40) schools were sampled, representing 10% of the total number of lower basic and basic cycle schools. The results of the survey indicated that reading poses a significant challenge to students in the early grades.

Following the training of trainers conducted by the Curriculum Directorate, three thousand teachers of Grades 1 – 3 from all the regions were trained for a period of six days during which

period they were exposed to recommended strategies for the teaching of reading for early graders.

Curriculum Improvement

Further to the availability of new core textbooks in all lower basic schools for Grades 1, 2, 3 & 4 to meet the pupil textbook ratio of 1:1 for English, Mathematics & Integrated Studies, the materials for Grades 5 & 6 have been successfully reviewed, revised, validated and piloted and the fully edited copies submitted for procurement in 2006. During the period under review, the materials for Grades 5 and 6 in English, Mathematics, Science and Social & Environmental Studies have been successfully procured with the contract awarded to Macmillan, who executed the assignment and delivered the materials in a timely manner.

Girl/Child Friendly School Initiative

Under the Girl/Child Friendly School Initiative (GFSI) which is funded by both UNICEF and EFA/FTI, the cost burden on parents has been greatly minimized through the purchase of uniforms, shoes, schoolbags, pencils, exercise books and a variety of teaching and learning materials. In addition, mothers' clubs have already been set up with the provision of seed money to each club, the proceeds of which are ploughed back to support the education of their children, particularly girls.

Evidence of this is the engagement of the clubs mainly in communal farming and gardening whose cascading effects generate substantial income sufficient for investment in loan schemes for the benefit of the entire membership.

In addition, labour-saving devices in the form of milling machines have been purchased under the EFA/FTI for ten mothers' clubs identified during the second phase of the Child-friendly School Initiative in Regions 2 and 3.

Enrolment for both boys and girls in these schools continues to increase steadily. However, sustaining the gains will require capacity strengthening of the mothers' clubs to fully utilize their potential income-generating schemes as is the case in the UNICEF supported interventions in URR. Further support is therefore anticipated in the area of literacy for these mothers to enhance their understanding of entrepreneurship.

Teaching & Learning Materials

Further to the introduction of the Essential Learning Package (ELP) in the education system, which aims among other things, to significantly improve the conditions of teaching and learning in schools, the relevant elements of the package have been integrated into the EFA/FTI proposal for 2007 and subsequently purchased and distributed to schools.

Scholarship Schemes

During 2007, gains for girls in basic education have been overwhelming but the worrisome decline in the enrolment of boys in lower basic schools has been an issue. The strategy responsible for the reverse in the enrolment trend has been the Scholarship Trust Fund instituted to provide support for girls in Regions 3 – 6 at the upper basic and senior secondary levels for

the payment of fees for tuition, textbooks and examinations. This fund, which is administered by a Trust Fund Administrator, receives support from Government and Non-Governmental Organisations (NGOs) such as Action Aid International The Gambia (AAITG). However, recognising the drop in enrolment for boys, the Angel Trust Fund established by the Department but funded through a replenishment arrangement has been used to provide boys with similar fees. Other scholarship schemes include the President's Empowerment for Girls' Education Project (PEGEP), which provides tuition and textbook rental fees to girls in UBS and SSS.

Teachers' Quarters

The provision of teachers' quarters in schools located in deprived communities, especially for female teachers, continues to attract the attention of the education sector. While a change of design is anticipated for the construction of these quarters in deprived communities under the EFA/FTI from the 7-unit design to something more appropriate, BADEA and ADB are currently constructing quarters in 10 and 20 schools respectively. This change of design is necessitated by the fact that the targeted deprived communities have more than five teachers due to the employment of multi-grade teaching as a strategy that is prevalent in schools with low enrolments.

Hardship Allowances

In a bid to attract teachers to, and retain them in, very difficult areas, an incentive package has been designed for those teachers serving in the difficult areas in Regions 3, 4, 5 & 6. Regions 3 & 4 (30% of their salaries) and 5 & 6 (35% and 40%) respectively.

Given the success registered in attracting qualified teachers from non-deprived locations and regions to voluntarily take up postings in hardship zones, teacher incentives in the form of hardship allowances continue to be provided to teachers in such designated areas.

From the table below, it is discernible that the majority of the teachers in all the regions except Region 6 serve in non-hardship zones. However, it has been observed that those teachers who serve in these zones put a lot of pressure on their directorates to be redeployed to hardship zones where their salaries will be topped up by the above percentages.

Table 4.2: Hardship allowance by region and number of teachers benefiting

No	Region	% of basic salary	Total teacher stock	Total number of beneficiaries	% of teachers benefiting
1	3	30%	1,032	372	36%
2	4	30%	397	122	30.7%
3	5	35%	1,063	429	40.3%
4	6	40%	455	309	67.9%
	Total		2,947	1,232	41.8%

Results from the monitoring of this initiative indicate that 13% of the teachers in non-hardship zones in Region 3 opted to move to the designated hardship areas while Regions 4, 5 and 6 reported 20%, 34% and 26% of teachers opting to move to hardship zones.

All the regions but Region 4 recorded no cases of teachers serving in hardship zones opting to move to non-hardship zones. However, Region 4 recorded 2% of teachers whose wish was to move from hardship to non-hardship areas. Thus the package has attracted a good number of teachers from non-hardship to hardship areas within regions.

Adult and Non-Formal Education

The adult and non-formal education sub-sector seeks to work within the framework of the current National Education Policy (2004-2015), the ESSP (2006-2015), the EFA and MDG goals and apply the agreed partnership strategies with the private and informal sector to promote the creation of a literate environment with a view to reducing adult illiteracy levels by 50% by 2015. In the long term to eradicate adult illiteracy through an integrated approach that promotes both technical skills and functional knowledge to enable adult learners adequately respond to changing circumstances and to contribute to self, community and national development.

Adult and Non Formal and Skills Education

13, 450 Women and out of school youth in 309 communities are literate in the local languages (Mandinka, Pular, Wolof, Jola and Sarahulleh). 21,928 women and youths were trained on various skills (Tie & Dye, soap making, weaving, pottery, press brick making, pomade making, food processing and preservation skills and macramé). 318 skills trainers were trained on various skills and 21 Multi-Purpose Centres constructed and equipped them with solar and IEC gadgets.

2.1.2 Higher Education

Improved Access to Tertiary Education

There were significant increases in enrolment at The Gambia College and the University of The Gambia (UTG) between 2005 and 2007 representing 69.8% and 61.3% respectively. The Remedial Initiatives for Female Teachers (RIFT) access programme at the Gambia College which discontinued due to lack of donor funding at the end of the project and the access programme at the UTG both in favour of girls greatly contributed to improving access in these institutions. Also, the Open and Distance Learning Programme (ODL) contributed to this improvement at the Gambia College.

During the same period MDI and GTTI experienced significant drops in enrolment by 34.3% and 13% respectively. These were due to the high rate of competition for programme options with newly established institution offering either cheaper or better programmes of the same kind especially the International Commercial Management (ICM) course. The disparity between male and female student (gender gap) improved greatly in MDI, Gambia College and UTG; by 61.5%, 41.3% and 41.3% respectively in 2007 while GTTI experienced set back of 32.5% gender gap during the same period.

An integrated tertiary education system will have implications for tertiary education including among others improvement of opportunities for students, improved efficiency and effectiveness of use of resources, increase enrolment and improve delivery of quality programmes.

Improved Relevant and Quality Tertiary Education

Achievements in improved relevant education include the revision and broadening of the Primary Teachers' Certificate (PTC) and Higher Teachers' Certificate (HTC) programmes of The Gambia College to satisfy the needs of students and those of the Department of State for Basic and Secondary Education. Other achievements registered were:

- Training of PTC teachers to qualified status through the PTC extension programme funded by DFID and FTI to the tune of GMD 15.5 million
- Ongoing construction of a computer laboratory at the University of The Gambia through philanthropic funding from Norway.
- Construction and infrastructural development of a Science Laboratory and counselling centre at the Gambia College funded by the African Development Bank to the tune of GMD 23.7 million.

Technical Vocational Education and Training (TVET)

Enrolment increased by 15% from 2005 to 2007 which implies that a corresponding increase in the number of skill centres will be required in the future. Also a committed funding of US\$ 4.2 million was made by the Republic of China to build a skill centre at Sifoe to enhance access to TVET; a quality part-time mode of training allowed by employers to employees has been established. This continuous lifelong learning has helped to boost productivity of workers to keep up with the change of technology, and a National Skills Qualification Framework (NSQF) or Gambia Skills Qualification Framework (GSQF) was developed in 2006 and implementation began in 2007.

The NSQF emphasises qualifications and standards to be delivered by registered and accredited training providers to enhance quality improvement in the TVET system. In 2007 some training institutions were closed for failure to meet standards and so far 53 training institutions have been registered and accredited. A lead body established in 2007 is responsible for the registration and accreditation of training providers, trainers and assessors based on set standards and bench marks. A training levy which forms the main financial base of the National Training Authority is being collected. Registered training institutions participated in a validation workshop to set quality assurance standards and benchmarks including an HIV/AIDS programme as part of their curriculum.

Institutional management capacity is being provided for the NTA by government which enabled it to play its role in the implementation of the TVET policy and the implementation of the TVET reform was also effected in 2007.

4.2 Health

The Gambia public health service delivery system is composed of three tiers, based on the primary health care strategy, i.e. Primary, Secondary and Tertiary levels. Services are provided by 4 hospitals, 42 health facilities at the secondary level and 492 health posts at the primary

level. The construction of an additional hospital has been completed and a Regional Eye Care Centre opened. In addition, 65 private, Non-Governmental Organization, complement the public health system and community managed clinics.

4.3.1 Policy Objectives

The goal of the Health Policy is to reduce morbidity and mortality in the population thereby significantly improving quality of life. To achieve this, the following objectives are considered essential for the development of a healthy human capital for The Gambia and Government is committed to their attainment as a pathway to the MDGs and Vision 2020 goals:

- Enhance commitment to reduction of disease burden in the population
- Reduce childhood morbidity and mortality attributed to vaccine preventable diseases
- Increase immunization coverage to at least 80% for all districts and 90% at the national level for all antigens.
- Improve surveillance mechanism for early detection and response to vaccine preventable disease outbreaks
- Improvement in the quality of reproductive life of all persons living in The Gambia
- Ensure access to quality basic clinical care package for all Gambians and putting in place a mechanism that would assure the quality of service
- Ensuring appropriate and adequate human resources for the health sector
- Ensuring drugs, vaccines, other medical supplies security and their safety

Access to health

Access to health services continued to improve in the Gambia during the year 2007. The upgrading of two major health centres (Kuntaur and Basse) into district hospitals is near completion. Four new health centres (Sarakunda, Albreda, Foday kunda and Kafuta) have been opened and are fully operational. There are about thirty eight village clinics in the country and are being staffed with expatriate medical personnel and Gambian nurses. This has increased the geographical access and reduced the distance to the nearest health facility. This is in line with the recommendation that all communities should be within 5km to the nearest health facility. However, the required functions of these facilities has been greatly reduced by and not limited to lack of trained, skilled and motivated personnel. The cost of health care services has been maintained at the same level for the past years. Reproduction and Child Health Services including family planning are free of charge. At the Out-patient departments of all public health facilities, an amount of D5.00 is charged for consultation and treatment, whilst diagnostic investigations (lab, x-ray, ultra sound) are charged separately.

The Reproductive and Child Health Programme (RCH) is gradually expanding its services to include men, adolescents/youths in addition to the usual targets of women and children under five years. The RCH services which continue to deliver antenatal, delivery and family planning care through integration have gradually incorporated such services as postpartum care, STI management, PPTCT, IPT, the integration of birth registration of under-fives and the IMNCI strategy. These highly decentralized and integrated RCH Services are being delivered through a network of Major Health Centres, Minor Health Centres, RCH Clinics, RCH Outreach/Trekking Stations and Primary Health Care (PHC) Villages in the 6 Health Regions of the country. This

mode of service delivery is a major factor in the success of the programme. RCH services forms an integral part of essential Health Care Package designed on a cost-effective basis as a priority intervention for reducing poverty. A pilot project on Emergency Maternal and Newborn Child Health (EMNCH) is being implemented in Brikama Health Centre and plans are underway for its possible expansion to other regions depending on the outcome of evaluation.

In the health sector, the delivery of services is highly dependent on a reliable and well-maintained transport fleet. Ambulances continue to be prioritized with fuel allocations and maintenance services. A number of second hand vehicles were received from donors to support service delivery.

In a bid to retain health workers especially in the rural areas, staff incentive packages such as hardship allowances, risk allowances, etc, have been created. As a measure to improve output from the health training institutions, the institutions have increased their annual intake to 40 students per year. The University of The Gambia, Faculty of Medicine and Allied Health Sciences has started producing medical graduates and the first batch of Medical Doctors graduated and are near completing their practical training at the Royal Victoria Teaching Hospital.

The Department of State for Health continues to offer free treatment for Leprosy and Tuberculosis and the Directly Observed Treatment short course (DOTs) has been expanded to 22 centres. The Tuberculosis treatment success rate increased from 73% in 2004 to 75% in 2005 and to 88% in 2006. There has been no reported stock out of TB drugs in 2007. Failure and multi-drug resistance have been maintained below 1%. The Tuberculosis case detection rate in 2006 was 78%. Village Health Workers have been trained to supervise TB treatment at the community level.

Malaria still continues to be a major disease in the Gambia. The aim of the malaria control strategy is to reduce human malaria vector contact with the objective of preventing people from getting malaria particularly children under five and pregnant women. The incidence of malaria has been reduced by 2.8% in 2005 This has been associated with the distribution of Long Lasting Nets (LLINs), the mass treatment of nets with insecticide and improved environmental sanitation. In 2007, the implementation of the GFATM round 6 to the rest of the 5 health regions started and LLINs were distributed to children under five years, pregnant women and the most vulnerable.

Intermittent Preventive Treatment (IPT) has been implemented in Western Region; Over 50% of the pregnant women targeted in the above region were given sulphadoxine Pyremethamine (SP) or Fansidar as preventive treatment for malaria during Pregnancy. The same program (IPT) has started in the rest of the regions and all the public Health facilities and some private facilities in the country are implementing this strategy. Nurses and Doctors were trained on malaria case management.

On the availability of drugs, most of the essential drugs are available especially anti-malarial. Antimalarial drugs were provided for effective case management for Banjul, KMC and Brikama administrative areas courtesy of Global Fund Round Three Grant.

However availability of drugs and other medical supplies still remains a major challenge; the Global Fund provided anti-malarial drugs for effective case management for Banjul, Kanifing Municipal Council and Brikama administrative areas only. Plans are under way to introduce a new anti-malarial drug Artemisinin Combination Therapy (ACT) as a substitute for chloroquine.

Procurement of Drugs:

There exists a bilateral agreement between the government of The Gambia and Egypt in which the Department State for Health and Social Welfare (DOSW) procures all drugs from Egyptian firms unless they are unable to supply. Normally, this is less than 5% of supplies required and so about 95% of drug supplies over sometimes come from Egypt.

Achievements

- The Health Policy and Health Master Plan 2008- 2020, which is the basis of this document has been elevated to the status of the strategic document of the health sector.
- Relevant policy documents were also developed in recent years to improve program implementation. These include Mental Health policy and Health Research policy.
- The Gambia has made considerable achievements in the control of communicable disease like poliomyelitis, Guinea worm, measles, lymphatic filariasis and leprosy some of which are eliminated or in the final stage of elimination.
- Considerable progress has been made in the areas of EPI Coverage with 90% for childhood immunization.
- Physical access has also been greatly improved by the expansion of health facilities and the recruitment of trained health personnel. Over 85% and 97% of the Population are within 3 km and 5 km of a basic health facility and primary health care post respectively.
- Through the proper use of Multi Drug Therapy (MDT) and other measures, The Gambia has succeeded in elimination leprosy since 1998.
- With the introduction of mass bed nets re-treatment campaigns, coverage has reached 85% and this has contributed together with other interventions to the reduction of malaria prevalence in the country.
- The Gambia Government has agreed to change from chloroquine based malaria treatment to an Artemisinin combination therapy (ACT) with the support of the Global Fund.
- Harmonized and integrated data collection tools have been developed.
- A National measles campaign was conducted with coverage of 95% of children 9 to 59 months.
- The first ever-National Health Account study (2002- 2004) has been completed.
- A Regional Polio campaign was conducted in western health region with 95% coverage.

4.3 Water

The Strategic objectives of the sector are to increase the provision of potable water supplies in a sustainable, and equitable manner; conserving water supplies and meeting the needs of Agriculture in the short term, and making provision for long-term demands and in an efficient manner; and accommodating the water needs of fisheries, navigation, industry, tourism, recreation and hydropower in an efficient and cost effective way. The sector also aims to provide and train technical personnel for

water resources services of the Gambia; prepare plans for investigating the rational management, use control, protection, monitor and safeguard the quality of water resources; execute and enforce the laws and regulation affecting water, and advise and instruct any person or Authority concerning the investigation, use control, protection, management or administration of water.

The Department of Water Resources continues to undertake activities aimed at poverty eradication in rural Gambia. This is done through identification, planning and implementation of national development projects and programs as well as bilateral and regional cooperation programs.

The GOTG/Japan Rural Water supply project Phase II is divided into 3 stages. In the First Stage of the JICA funded Rural Water Supply Project (Phase II), 10 communities were provided with reticulation system using solar pumping system in mid 2006 at a cost of US \$ 1, 714,529. Under Second Stage, drilling of 7 boreholes were completed and the construction of over-head tanks and pipe distribution network is complete in Sami Pachonki, Niani Sukuta, Jailan Bakardaji and Saruja. Overhead tanks have also been constructed at Jahally and Galleh Manda but the distribution network is yet to be completed. The total cost for stage 2 is US \$1,626,000. A team of Japanese consultants from Japan Techno concluded a detailed design study in August for Stage 3 of the project to provide 7 communities with borehole, tank and reticulation system with solar pumping system at a cost of US \$1,605,570. The consultant is finalizing the technical specification for the tender and contract will be awarded in Tokyo in early 2007.

A project funded by UNDP at a cost of US \$1,335,000 aims at providing support to rural communities in their fight against poverty through the integration of water and energy resources using market-based mechanism and decentralized participatory management structures. The project aims at expanding the existing water supply and energy systems to generate surplus water and energy to promote economic development.

Under the Water and Environmental Sanitation component of Integrated Basic Service Programme of UNICEF Country Programme, the Department chlorinated 1000 wells in Ebo Town, Tallinding and Faji Kunda to prevent the outbreak of cholera. UNICEF also provided D2, 000,000 towards the extension of pipe water and connection of 19 community standpipes in Ebo Town (which was the cholera hot spot in 2005). DWR also chlorinated wells in communities hosting Cassamance refugees in the Foni. Currently the Department of Community Development is constructing improved pit latrines in selected host communities to improve the hygiene situation of the refugees. The objectives are to complement Government effort in the developments activities; improve the living standard of Women and Children; increase access and availability of clean water supply for communities; reduce the incidence of water borne diseases; improve the sanitation situation of the communities; and meet MDG goals and vision 2020 objectives

The 6.8 Million Euro EDF-9 Rural Water supply Sector Support Programme (WRSSSP) was signed in March 2003 but only launched in 2006. the project aims at focusing on poverty reduction by enhancing the capacity of delivery of sustainable water supply, accompanied by health awareness campaigns., introduction of basic sanitations and strengthening of sector policies and institutional reforms. The communities of Badibou Kerewan, Farafenni, Soma, Bwiam, Farato, Gunjur, Old Yundum, the Sinchus (Alhagie, Baliya, Sorrie), Wellingara, and Brufut are identified to benefit from the peri-urban component of RWSSS.

An IDB funded project signed in June will provide 90-drilled wells with hand pumps and 10 reticulation systems with borehole, tank and pipe distribution network to 10 communities. The project will cost US\$4.875 Million and will be implemented in WD, LRD, NBD and CRD.

4.4. Climate Change

With funding from UNEP National Climate Committee summarized the initial national communication of the Gambia into a booklet form to enable all stakeholders to have access to most relevant information. Also with funding from GEF/UNEP the National Climate Committee has started developing the Second National Communications of The Gambia to the COP of the UNFCCC. The project will last for three years. The Climate Committee is currently finalizing the National Adaptation Programme of Action (NAPA), which all Least Developed Countries (LDCs) are required to develop and implement.

4.5 Sanitation

20 institutional pit latrines constructed in communities and 20 youths trained on the pit latrine construction. Communities have benefited from 20 improve pit latrines which are currently being used at house hold level. In the same vein, masons also acquired skills to produce pit latrines at community level which have been a source of income for them.

4.6. Social Protection and Social Welfare

The Social Welfare system operates as a service provider and an enabler. To improve access to quality social welfare service at local, institutional and national level, the department recognises and accepts the challenges that currently confront the DSW and cognizant of the vision, mission and guiding principles of its policy, the following areas have been identified as priority areas in the Social Welfare Development Policy. These are Management and Administration, Child Care, Adult Care and care of the Disabled. Within families there are different categories of adults and children who need various forms of some service and support. These are:

- a) The disabled adults and elderly
- b) The destitute
- c) The poor and needy
- d) Victims of criminality
- e) Adults living with HIV/AIDS and their families
- f) Victims of natural and social calamities-fires flood and so on
- g) Orphans and vulnerable children
- h) Child victim of abuse and trafficking

Social Welfare Service continues to improve during the year 2007. The child rights and protection service is gradually expanding with the setting up of child protection committees in Ebo Town, KMC Region and six committees in URR. This is in line with our focus on Community participation to protect children in difficult circumstances. Education sponsorship was provided to needy children country wide for total number of 1500 children in various levels of the school system and 20 out-of school youths are also being provided with auto mechanic skills at the GTTI.

4.7. Foster Care Scheme

The number of children in need of a caring family environment continue to increase especially for those that are abandoned as babies with over 30 babies put under care and 55 babies provided with support for feeding and care due to maternal death and family not in a position to provide the basic needs of the babies such as supplementary feeding and clothing needs. Case of triplet births was recorded high among needy families requesting for support to supplement the feeding and care needs of babies.

The Department continues to offer training in the area of child protection for some of its partners such as the police, teachers and health workers to improve their skills in child protection issues. As a measure to improve Social Welfare Services, the Department of Social Welfare has introduced a certificate and Diploma Programme at the SOS Mother Training Centre and at the University of The Gambia. In service training programme continue to be provided for the staff of the Department especially the out-of-hours emergency duty team and its partners. These are measures to maintain quality and update performance of the social workers.

Residential care need for vulnerable children and adults continues to increase about 100 children were provided with temporally residential care ranging between 3 days to three month. These categories of children are referred to the shelter by the police or Department of Social Welfare for various reason of abuse, neglect or illegal migration. 14 elderly persons were provided with residential care needs in addition to out-reach services provided for non residential elderly persons. The issue of street children (Almudo) continues to be of concern and drop-in service provided for 400 children at the child centre in Tallinding where social workers assist the children with life skill and 4 training programmes conducted for the police, Marabous and car parker owners on child abuse, exploitation and protection issues and sharing skill with the Marabous on effective parenting. The issue of orphans currently remains challenging with over 63,000 orphan requiring protection most of them are in URR. The Department of Social Welfare has set up another SOS Children's Village in Basse for the protection of orphans in the rural areas.

In the drive to ensure that local Government develop initiatives which promote care and well being of children and other vulnerable members of society and to also provide them with better and adequate Social Services, Senior Officials of the Banjul City Council, Kanifing Municipal Council and Brikama Area Council were trained in child rights and child protection, child friendly budgeting and the children's Act 2005. The local authorities were encouraged to establish committees for the promotion of the child and the family. 600 destitute family, ex-prisoners and refugee families were provided with relief assistance for their immediate basic needs. Support continues to be provided for the mentally ill after hospital discharge to avoid relapse. HIV/AIDS patients seeking nutritional support were provided with feeding and temporal residential care. 500 Disable clients received support services and rehabilitation, mobility aids supply as well as revolving loans which assisted them to generate income thus reducing begging among Gambia disabled person.

CHAPTER 5:

BUILD CAPACITY OF LOCAL COMMUNITIES AND CIVIL SOCIETY ORGANIZATIONS TO PLAY A GREATER ROLE IN POVERTY REDUCTION

5.1 Decentralization and Reform of Local Governments

The strategic objectives for the decentralization and reform of local government programme are to implement the provisions in the laws for local government reform and Decentralization as well as adopt and implement the local government and decentralization policy and its related instruments. Strategies include consolidating and reinforcing constitutional democracy by strengthening institutional capacity for protecting and implementing constitutional provisions and creating greater public awareness of constitutional rights and responsibilities, strengthening capacity for election administration, and creating a conducive working environment (basic infrastructure) including finalizing the service scheme for Local Government Associations (LGAs) and the constitution of Local Government Service Commissions.

In order to operationalise the reform process, planning departments are being established/strengthened in all the LGAs. A policy for sustenance of VDC/WDC/MDFTs (multidisciplinary Facilitation Teams) will be established, and capacity for Financial Management, Administration Procedures are being built to enhance fiscal decentralization.

Implementation/Achievements

5.2 Community Capacity Building/Community Development

Institutional strengthening and capacity building is one of the key elements in the work of the Department of Community Development. This involves providing technical, material and or financial support to decentralised structures at various levels such as VDCs, WDCs, TACs, MDTFs, CBOs, Youth groups, Women groups, Local and international NGOs.

Goals / Objectives

The objectives are building Capacity for Local community/LGA structures and enabling People-centered Development through Decentralized participatory development processes. Strategies include capacity building training, advocacy and networking, Right Base approaches, Participatory planning, awareness creation and structural reforms.

Implementation

A programme to support implementation of projects formulated and managed by communities started in 2007 in the 6 rural local governments. About 600 Communities are being supported to develop programmes to improve their livelihoods and the capacities of extension workers as well as local government officials to support this community driven development process is being built.

5.3 Civic Education

The Strategic objective for 2007 was to ensure effective implementation of the national civic education programme for the parliamentary and local government elections held in 2007. The objectives of the new civic education strategic plan are consistent with the broad objectives of the Good Governance Programme and that of Vision 2020. It also provides a comprehensive strategic context of creating and sustaining within society, awareness of the principles and objectives of the constitution as a fundamental law.

The National Council for Civic Education was created as an independent non-partisan Council under the Constitution to design, implement and coordinate Civic Education programmes and to serve as an advocacy component of the National Good Governance Programme. The Act places special responsibility on the Council for sensitization, information and education of the citizenry especially at the grassroots levels of the rights and responsibilities of the citizenry under the Constitution.

Achievements:

The NCCE conducted a series of training programmes for key stakeholder groups and institutions in the democratization process. The main beneficiaries of these trainings included the Multi Disciplinary Facilitation Team (MDFTs), Law Enforcement Agencies, Local Government Authorities, Folklore Drama Groups as well as Non-Governmental Organisations. These groups were exposed to the provisions of the Constitution and other laws of The Gambia as it relates to their respective disciplines:

In September 2006, training was organised for members of the Law Enforcement Agencies on their respective roles in the 2006 Presidential and 2007 Parliamentary elections. The media fraternity and political parties were also invited for this training on the premise that they equally had a crucial role to play in the run up to a peaceful and violence free election.

The Multi Disciplinary Facilitation Teams (MDFTs) were trained to reinforce the efforts of NCCE's technical staff in its quest to deliver Civic Education messages to the doorsteps of all Gambians. Since the goal of decentralization is to move away from a highly centralized governance system to a more participatory local governance, from November 28th– December 7th 2005 under the assistance of UNDP a total of 144 councilors including nominated members, chairpersons and mayors were trained on the distribution of power, responsibility and resources to local councils and organizations; development of capacity at the local levels for realization of the potentials roles and responsibilities of Councils and the rest of civil society; and redefinition of the division of labour and responsibilities between the centre and the local levels.

The National Council for Civic Education embarked on a sensitization campaign on specific theme(s) for staff and Facilitators to come together to scrutinize the message to be delivered and developed itineraries or work plans for the sensitisation and/or campaign period. Sensitization programmes were also held for communities (grassroots) to understand the development of civic rights, skills and their values and for the successful conduct of parliamentary elections in January 2007.

The council got approval from Department of State for Education to introduce Human Rights Education in schools, and also to develop curriculum materials for the teaching/learning of civic and human rights education in upper and Lower basic schools. The curriculum developers were drawn from specialized units such as the Gambia Teachers' Union, Gambia College School of Education. Approval was also granted to develop syllabii for grades 1 to 9 and teaching modules for grades 7 to 9. These materials were validated and Head teachers and senior teachers drawn from 12 schools, 2 from each of the six regions across the country were oriented on their use in readiness for piloting.

Radio and television programmes on Civic education were carried out in the form of panel discussions on public, private and community radio stations across the country. The NCCE had programmes with all the community radios, State Radio and Television, folklore and drama groups.

Thus Gambians are increasingly becoming aware of their Rights and Responsibilities as well as the roles of the various arms of Government. Similarly, there are indications that the provisions of the Constitution, the Local Government Reform Act, the Principles of Democracy and The Decentralisation process are being internalized. Gambians are also becoming more tolerant and also accepting the inherent diversity amongst them. More importantly, Gambians are becoming more patriotic and women are now more assertive and able to articulate their views publicly. It is also worth noting that, since 2000, at every governance review meeting, the National Council for Civic education gets the highest rating in terms of performance.

The council is therefore, reasonably satisfied that in accordance with its mandate and the objectives of civic education, the programme is creating awareness of rights and responsibilities and also enabling people to interpret issues which is enabling them in turn to face challenges and take advantage of the opportunities available. Since civic education is not time bound and elections specific the programme will continue to narrow the gap between the governed and the governing through sustained participation of the citizenry in governance issues. In so doing, this will strengthen institutional and individual capacities for broader participation; at all levels and in a more transparent manner, thus promoting transparency and accountability.

5.4. The National Assembly

The strategic objective for 2007 was to strengthen the capacities of the national assembly in scrutinizing the laws and particularly the functioning of the public accounts committee in order to ensure accountability in public financial management.

The National Assembly is currently composed of fifty-three members, forty-eight elected and five nominated by the President of the Republic. Currently it comprises of five female members (two of whom are elected) and forty-eight male members, including two nominated members. The term of Parliament is five years and the current term expires in January 2011. There are forty-two elected members of the majority party (APRC), five nominated members, and six Opposition members (UDP4, NADD1 and Independent 1).

There are ten Standing Committees, fifteen Select Committees and three Parliamentary Friendship Associations. The National Assembly of The Gambia is a member of the Commonwealth Parliamentary Association (CPA) and the Inter-Parliamentary Union (IPU). It is

also a constituent of the Economic Community of West African States (ECOWAS) Parliament in Abuja, the Pan-African Parliament (PAP) in Midrand, South African and is soon taking up its place in the African, Caribbean and Pacific Group of States (ACP) – European Union (EU) Joint Parliamentary Assembly.

The Assembly meets at least once every quarter in ordinary session but there is provision for emergency and/or extraordinary sessions as may be required by the President of the Republic. The various committees are always and continuously at work as their business may require. The work of the National Assembly is enhanced and supported by an Assembly Service of forty-eight staff members headed by the Clerk.

The National Assembly Service is part of the Public Service but autonomous from the Public Service Commission and from the control of the Personnel Management Office. It is supervised by a Board of Directors called the National Assembly Authority.

Implementation

The National Assembly attaches great importance to capacity building thus for the past years trained most of its staff in both management and IT. Presently, two staff are undergoing courses at the University of The Gambia and the Management Development Institute.

To achieve people centered and sustainable development in order to meet the PRSP objectives, MDGs and the goals of vision 2020, the National Assembly, with support from the UNDP (Good Governance) is implementing a capacity building project for National Assembly Members and staff to enhance the capacity of National Assembly members through addressing most pressing capacity gaps and to formulate a long-term assistance project to support sustainable capacity development of the National Assembly. The Project will also support the development of a partnership and resource mobilization strategy to secure adequate resources for the implementation of the long-term assistance project. The Project seeks to enhance National Assembly staff capacity through recruitment, sensitization and training in socio-economic issues and IT computer literacy for National Assembly Members and staff of the Office of the Clerk. It will also increase awareness of the general public of the National Assembly mandate and activities through establishment and training of press corps of parliamentary journalists. It will also support Web-casting and telecasting of National Assembly proceedings and meetings.

The National Assembly in partnership with Pro-PAG has conducted a series of workshops to sensitize National Assembly Members on Budget analysis, expenditure tracking as well as the MDGs. These workshops aimed at ensuring that the national budget is pro-poor. In 2007, 28 old National Assembly Members, (34% of the 53) were trained and can now perform budget tracking for public resources protection. It is expected that the rest of the NAMs will undergo training in 2008.

5.5 NGOs in Poverty Reduction

The Association of Non-Governmental Organizations (NGOs), established in 1996, under the umbrella of NGO-Affairs Agency in the country comprise of local and international members. Being a national coordinating body, it ensures that all NGOs register with her. In 2004, NGO-Affairs had 104 members and in 2007 it increased to 120. The NGO-Affairs adopted Article 13 of the NGO protocol to monitor and coordinate all NGOs in the country. In order for an NGO to

qualify to as member of NGO-Affairs, it has to submit Annual Progress Report (APR) with an Audited Financial Accounts but in 2007, only 55% of the members complied with the protocol.

TANGO has a registered membership of 10 International NGOs and 64 National NGOs. out of a total of 104 local and international NGOs registered with the NGO Affairs Agency at the Department of State for Local Government and Lands. This represents 81% of total NGOs operating in The Gambia. TANGO from its inception to date has all her members complying with Article 13 of the NGO protocol.

NGOs/CSOs are now an integral part of the development landscape and have entrenched themselves in the economic and social fabric of the country. They play a very prominent role in the country's drive to achieve sustainable development. Both the national and international NGOs are driving forces working with communities in different parts of the country particularly in the rural areas. Their work includes poverty reduction and promoting social development by reaching out to those on the edge; the poor, the sick, the vulnerable and the marginalized.

Some of the achievements registered over the reviewed period, 2007 were:

- Support to a large number of farmers who experienced crop failure with early maturing and less labour intensive cereals.
- Contribution of 50% of resources committed to fighting locust by Agriculture
- Partnership on the Appropriate Technologies in garden schemes for vegetable production (Smile technology) with mechanization in Agricultural production
- Provision of agricultural training to farmers and communities
- Provision of scholarships and skill centers to student in the Education sector
- Managing health clinics including medical facilities under the Health sector
- Supporting child support centers (Kaur village has 250 children) and
- Supporting reforestation in twenty six communities covering 46.5 hectares

Some of the constraints of the NGOs are the non-compliance to Article 13 of the NGO Policy, limited resources (Mobility and human) and inadequate funds to implement programme plans. In order to address these constraints, capacity building with adequate funding is required for NGOs to exist as viable institutions.

CHAPTER 6:

CROSS-CUTTING ISSUES

The crosscutting issues in the PRSP are Gender, Forestry and the Environment, Nutrition, HIV/AIDS, Population affairs and Youth development.

6.1. Gender

The principal goal for women's empowerment is based on an amalgam of the National Policy for the Advancement of Gambian Women, the views articulated by grassroots women and their leaders during a recent mid-term review of the National Women's Policy (2006) as well as the stated aims and plans of the National Women's Council and Bureau, for 2006/2007.

The gender component of the PRSP is the development and implementation of master/strategic plan for women's empowerment. Strategies to achieve this include the production of gender-disaggregated data in the national and institutional budgets, expansion of gender analysis in the policy formulation and gender-sensitive policy management systems and strengthening monitoring and evaluation of gender issues. Other strategies include promoting awareness of and compliance with laws on women's rights, strengthening institutions and civil society organization dealing with women and children, increased advocacy on women's rights, enactment and popularization of the women's bill and increase awareness on gender based violence.

With respect to mainstreaming gender in sectors, strategies include promoting increased enrolment, quality and survival at all levels of education (primary, secondary, tertiary), as well as boosting adult literacy campaigns, strengthening capacity for women and girls in entrepreneurial skills and developing community infrastructure to facilitate women's agricultural activity and improved female access to credit & land ownership. Gender over the years has been seen as a cross cutting development concern and as such needs to be addressed using a cross-sectoral approach. Thus there has been a paradigm shift from implementation to coordination in the empowering process of Gambian Women.

Achievements

A lot of improvements have been realized in achieving gender equality and equity and basic human rights, through the intervention of national and international stakeholders and donor agencies. In the area of women's rights, the Female Lawyers Association The Gambia (**FLAG**) had made significant effort in providing legal aid to women seeking redress, The United Nations Development Program (UNDP) is providing support for women in the area of awareness raising and training in decision making particularly at the local governance level. There are numerous efforts made over the years to promote gender mainstreaming at all levels of development. However, there is empirical evidence that despite the numerous efforts to mainstream gender into the national development process, the overall level of gender responsiveness still remains to be desired.

The sum of GMD1.3 million was provided as credit to the Gambia Women Self Help Cooperative through a private citizen, a Taiwanese Embassy Grant and The Gambia Government Revolving Fund for Women of GMD100,000.00. The bureau is implementing a literacy education for women; TOSTAN Gambia Government joint project for 8,000 beneficiaries and Community Skills Improvement Project (CSIP) for 80,000 Women in 250 communities. The Bureau has also been collaborating with other literacy providers such as BAFROW, AFET, NAWFA and ADWAC for literacy materials production and conduct of writers' workshops. Support is being provided to 50 National Women's Council in Capacity Building Training, monitoring , council meetings and Study tour to The Republic of Senegal funded by UNESCO/NATCOM and there is also capacity enhancement of women in decision making and training of women and youth on leadership, advocacy, policy development entrepreneurship, and management skills funded by UNDP /UNICEF/ UNFPA respectively.

A communication strategy for empowering women has been developed and the Bureau is undertaking a National Study on Capacity Assessment of women in decision making funded by UNDP. Information Centres for Women were established in all regions and a National Survey on Women's Empowerment funded by UNFPA was also conducted. The Drafting and validation of the Women's Bill 2007 was undertaken and members of the National Women's Council were engaged in the monitoring of the implementation of the NPAGW funded by UNESCO/NATCOM.

As a result, partnership with stakeholders has been strengthened, awareness of gender related issues and empowerment of women in decision making processes increased, women's participation in political and public life increased, sector policy reviews enhanced to ensure gender considerations, Women's Bill 2007 drafted and Validated, CEDAW report drafted and validated by stakeholders, and women's access to credit increased.

6.2. Forestry and the Environment

6.2.1 Forestry

In 2007 a review of the 1995-2005 forest policy was undertaken to move forest management away from the conventional policing of forest to more participative and socially oriented approaches. More specifically the policy review was aimed at reviewing the overall policy environment; within the national context; focusing on poverty reduction and sustainable forest management re-examining the goals and targets; evaluating the achievements and the institutional framework for policy implementation, and identifying the bottle necks in implementing the policy. The review will help in re-orienting the policy to incorporate recent developments both within and outside the department as well as elaborating the second forest policy with redefined targets and orientations.

The new Forest Policy, 2006 - 2016 will ensure the sustainable management of forest reserves, the establishment and consolidation of community forests management, co-management of forest parks and private forestry. The implementation of these issues, even though records have not

been formally analyzed, has shown that the earning capacities of communities and individuals over the year have improved.

The Forestry Department continues to implement and observe protocols under the United Nations; in particular biodiversity, Climate Change and UNCCD. Under the above conventions, the Forestry Department remained the focal office for the coordination of UNCCD.

Community Forest Management

From 1990 to 2007, Community Forestry (CF) management nationwide transferred ownership of forest lands covering over 28,508.4 ha to 319 communities; area per CF is 89.36ha. In three regions in the country (Western Region 11, Lower River Region 5, and Central River Region 6) community forests enterprise committees continue on their enterprise development through forest Market Analysis and Development (MAD) through production and service delivery. From these activities, over D986, 000 (Nine hundred and eighty six thousand Dalasi) were realized.

Forest plantation and Aforestation

The Department of Forestry in collaboration with Department of State Agriculture (DOSA) started to implement the Participatory Integrated Watershed Management Project (PIWAMP) which targets both low and the uplands. In 2007, 40 villages were supported and in Kabafita forest over 300,000 plants (Gmelina, Cashew, Mangoes, eucalyptus, mahogany etc.) were planted.

It is anticipated that after 3 to 4 years, the trees will provide fuel wood and cash to the community at the same time improve soil fertility and control erosion. Currently agro forestry practises in some of the plantation sites provide limited fodder to livestock and cash from the sale of agricultural crops.

From January to December 2007, PIWAMP main activities were on community sensitisation, silvicultural activities mainly on afforestation and enrichment covering land tenure arrangement with surveying, fencing of identified afforestation sites, nursery management, and planting stock supply including planting them out in the field.

Fire Management

Forest fire protection and management were done according to fire management principles and practices. These activities increased incomes of communities through harvesting and selling of forest resources (fire wood, timber and grasses), use for domestic purposes and prevention of socio economic-losses on community farms and forest resources from animal and uncontrolled bush or forest fires.

Mangrove management

In the past years, the area of high mangroves decreased considerably from 30,000 ha to 15,000 ha. However, the total mangrove area remains constant as the low mangroves have increased by 15, 000 ha (Brent 1959). These changes of mangrove types with changes of the edaphic conditions are attributed to many factors such as hyper salinity, acidity, temperature fluctuations or climate change.

The coastal forests including the mangrove forest (250 km) upstream provides local communities, migratory birds and other organisms a life support system. The oysters attached to the roots of the mangroves are harvested mostly by women and sold in the urban areas (Banjul, Serekunda and Bakau to name a few) to enhance their income. Also, the effective management of the mangroves in 2007 is expected to increase the fish turnover in The Gambia River and its tributaries.

Social impact

The implementation of the various concepts and projects positively transformed the lives of the participating communities. Such improvements include increased consideration of gender aspects, realization of the benefit of working together, promoting synergy of efforts, and reduced friction between stakeholders.

Target communities conducted market surveys, and collected and exchanged required business information. Enterprise Development Plans (EDP) were developed/established by interest group (IG) and Enterprise, learning and skills centers have been established for the benefit of communities. Also Economic Grouping (JATIFIF) as a platform for information exchange have been created, economic incentives for local forest users derived and employment opportunities like handicraft, logs and timber marketing created.

Ecological Impact

Training of participating communities contributed to better forest management which resulted to increased resolve of the local communities to protect their local forest by preventing and fighting fires, consciousness about forest utilization methods, and increased environment knowledge and awareness. Also there is reduction in illegal forest utilization and forest extraction rates are now linked to the scale of the resources. There has been a shift of focus to lesser known forest products e.g. palm fronds in CRD and presently a total of over 30,000 ha of forest cover is under sustainable management.

Institutional impact

The current forest methodology and process used cannot be undertaken or managed by individuals, making it necessary to establish linkages with institutions that have influence on the process. As a result, additional strength is provided for participatory forest management including capacity building for technical field staff on management and organizational issues. Material inputs e.g. motor cycles and computers have enhanced the capacity of the Forestry Department for effective service delivery.

Diversification of implementation structures through collaborating with NACO and other NGOs like St. Joseph Family Farm and National Bee Keepers Association enhanced implementation. The introduction of MA&D into the curriculum of Schools helped in extension work and the formation of federations provided useful insights into community mobilization and sensitization, thus complementing the Forestry Department's role in forest management.

6.2.2. Environment

The main policy frameworks for programme interventions are the Gambia Environment Action Plan (GEAP), Vision 2020, MDGs and the PRSP. The NEA is mainly a coordinating institution but implements the GEAP, controls pollution and conducts Environmental Impact Assessment. This is done in the form of networking through Working Groups and Taskforces with representation from different stakeholders.

Coordination and implementation is done through the ten programme units of the Agency to address environmental challenges through the following implementation tools; Strategic Environmental Assessment (SEA), Environmental Impact Assessment (EIA), Public Awareness and Sensitisation, International Cooperation and Programme Coordination and implementation

The goal of the national environmental Program (GEAP II) is to ensure sound environmental management and sustainable development. To accomplish this goal, there is the need to develop an effective and financially self-sustaining environmental management system for The Gambia. While increased action is needed in all sectors of the economy, environmental program efforts will be geared primarily towards a broad based sustainable natural resource management, energy and environmental health.

This includes improved and strengthened institutional framework for environmental management in place, including environmental considerations in policy and planning processes at all levels, strengthened regulatory framework and enforcement of the regulatory codes, and environmental regulations fully enforceable and respected by all sectors as well as strengthened advocacy and sensitisation for sound environmental management and sustainable development.

Also functioning institutional and legal framework need to be in place for sustainable management and protection of the coastal zone and its resources and the private sector and parastatals engaged in dialogue for sustainable resource use. There will be need to support for Decentralisation and Local Government Reform for Community based Natural Resource Management and Sustainable Development Planning and improvements in the Performance of Implementing Institutions in Environmental Quality Monitoring and Enforcement and in Solid Waste Management

Achievements

The Gambia Environmental Action Plan, GEAP, seeks primarily to improve economic performance and quality of human life in a sustainable way; and to restore, maintain and enhance ecological processes, natural resources and cultural and natural heritage.

By the end of the first phase of implementation of the GEAP, a large number of specific environmental problems were addressed and the capacity for environmental management enhanced. Among the most notable achievements of GEAP Phase I were the establishment of a functional institutional framework for natural resources and environmental management and planning, and of a legal and regulatory policy framework for the environment. Working Groups representing the key actors in each sector were established in all program areas, and the network of these groups has served as a permanent mechanism for continuous consultations and dialogue

among the various stakeholders. The public at large was made much more aware of environmental issues, while outputs generated by the program have helped improve the decision-making process.

During the year 2007, the Agency continued to do Environmental Impact Assessment (EIA) for Government institutions, the private sector and NGOs as a key requirement for investment and implementation of development projects.

The NEA Environment Open Days quiz competition among schools and press releases are annual events of the National Environment Week. There are media programmes and the publication of the Gambia Environmental Newsletter for public sensitisation. There is also free three-digit environment complaint telephone hotline (167) established to report environmental complaints. These are on-going activities of the Agency's public awareness and sensitisation programme.

In collaboration with other institutions, the NEA has been implementing some Multilateral Environment Agreements (MEAs) over the period to address some of the global environmental issues. These include the Montreal Protocol on ODS, UN Convention to Combat Desertification (CCD), UN Convention on the Conservation of Biological Diversity (CBD), the Protocol to phase out Persistent Organic Pollutants (POPs), UN Framework Convention on Climate Change (UNFCCC), Basel convention, Abidjan convention among others. Some activities carried out in the implementation of the MEAs and other environmental activities include:

- Continuing the training of customs officers and refrigeration technicians with the banning of R12 and R11 in all regions of the country and formation of Refrigeration Technician Associations in URR, NBR, LRR and WR, in connection with the control and banning of ozone depleting substances (ODS);
- The banning of the 12 POPs and implementation of a POPs Phase Out Plan;
- In line with the National Environment Management Act, the NEA in collaboration with various stakeholders has prepared the draft second state of Environment Report
- The drafting of the waste management bill is being pursued and the anti littering regulations have been enacted, and identification of waste disposal sites has been completed. A monthly cleaning exercise is also being coordinated by the NEA;
- Updating of the land use/land cover map of the Gambia and production of data directories is ongoing;
- The Agency has setup divisional environmental offices in NBR, LRR, CRR and URR respectively as part of the decentralisation of environmental management activities.

6.3. HIV/AIDS

National HIV/AIDS Policy

Since the first case of HIV/AIDS was diagnosed in The Gambia in 1986 and the creation of the National AIDS Control Program under the then Ministry of Health, the 1995 AIDS policy has been guiding overall program implementation and reporting. In collaboration with the UN

Agencies in the Gambia such as WHO, UNICEF, UNDP and UNAIDS and other partners, the National AIDS Policy has been reviewed and updated.

The new policy 2007-2011 is based on the premises that there will be no HIV test without counseling; no discrimination because of HIV status; no dismissal from work because of HIV status; and no travel restrictions for PLWHA. The cornerstone of policy is Information, Education and Communication to enhance behaviour changes

This new policy which covers many areas and takes into account emerging human right and other ethical issues, will serve as guide to policy makers and implementing agencies in their efforts to provide quality preventive, treatment, care and support services in response to HIV/AIDS epidemic in The Gambia.

In its efforts to guide the implementation of a well coordinated national response, the National AIDS Secretariat is currently implementing a strategic plan whose objective is to guide a well coordinated and effective national response based on the cardinal principles of efficient management of available resources to fight the HIV/AIDS epidemic. The strategic direction is to establish and enforce the *Three Ones Principles* in The Gambia. The national monitoring and evaluation framework which is based on the strategic plan provides the enabling environment for an effective and integrated monitoring of the national response.

The Global Fund against HIV/AIDS provided a grant of over \$14m to complement government's effort and consolidate the gains of the HARRP project. It is providing the highest standard of available treatment, care and support to PLWHA, in an accessible and affordable manner, for them to live in dignity and maintain a positive and productive life free from discrimination and stigma. This in turn will lead to a favourable environment that will empower people living with HIV/AIDS to contribute to development and ensure appropriate prevention of HIV infection". A second phase of implementation of the Global Fund grant, 2006-2009, is now being implemented.

Epidemiology

The Gambia has a population of about 1.4 million people with a relatively low HIV prevalence rate of 2.8% and 0.9% for HIV-1 & HIV-2 respectively. It is estimated that about 28,000 people are living with either HIV-1 or HIV-2 and surveillance data indicates that HIV is more prevalent in rural than urban areas and young people, especially female youths are at the greatest risk of infection. It has been documented that some of the factors contributing to the transmission of HIV are poverty, gender imbalance, a high illiteracy especially among women, and socio-cultural factors. Evidence from PTCT routine data indicate that prevalence of HIV may have increased in The Gambia because of increasing new infections of the epidemic, improved quality and prolongation of life of the infected as a result of the intervention on treatment as well as care and support programs.

The third Multiple Indicator Surveys (MICS III) carried out in 2005/2006 provided data on a number of indicators related to HIV among women aged 15-49 years. Compared to data obtained a few years before; MICS II, there is improvement in the level of knowledge of HIV among

women (from 16% to 39%), knowledge of place where the test can be done increased from 20 to 55%; and the proportion of women who have done an HIV test increased from 7% to 14%.

Programme Implementation

Currently, 29 Health facilities are providing free Voluntary Counselling and Testing (VCT) and Prevention of Parent to Child Transmission (PPTCT) services are offered in 26 health facilities. However though there are still gaps in coverage of PPTCT services which is limiting many pregnant women from accessing the services.

Antiretroviral Therapy (ART) is being provided in order to reduce mortality rates amongst PLWHA. This is expected to increase survival rates amongst PLWHA and help create an atmosphere of increasing acceptance of Voluntary counselling and Testing (VCT) and better control of the epidemic to ensure that PLWHA have productive life styles free from stigma and discrimination. Four institutions are actively involved in provision of clinical care including prophylaxis of OIs. These are Hands on Care (HOC), Medical Research Council (MRC), Royal Victoria Teaching Hospital (RVTH), and Department of State for Health (DoSH).

Community home based care programmes are being provided based not only on a professional basis but as includes integration of community volunteers at household level for it to be more acceptable and participatory. Home care volunteers also include family careers who work mainly as volunteers in the provision of care to family members. Existing societies of PLWHA, in collaboration with NGO's and CBOs interested in such programmes, were actively involved in the development and implementation of such care programs. The nine societies for PLWHA were instrumental in this collaboration and religious organizations (WEC mission) were involved in facilitating such support. The range of community support provided for PLWHA included financial support, nutritional support, psychosocial and medical/ nursing care. Community care was also provided to orphans of PLWHA.

The procurement of supplies was instrumental to the success of Home Based Care (HBC). In the Orphans and Vulnerable Children (OVC) program, 1637 orphans and vulnerable children were registered and the Community Care Officer in close collaboration with the Christian Children Fund offered support in terms of school fees, books, and uniforms, access to health care and food supplements to orphans and vulnerable children. The program covers Orphans, Vulnerable Children (OVC) and the chronically ill clients in the Home Base Care Program.

Remarkable results have been achieved during the year under review. However, some challenges still remain. The human resource constraints in the health sector remain a major challenge in the implementation of the National Response programme. The implementation arrangements of phase I of the Global Fund provided transition into phase II but not all the implementing partners had the same pace and strong institutional capacity to meet all their targets which has compromised the implementation process. It is worth noting that actual infection rates in The Gambia have been rising over time and unless addressed in a concerted, systematic and timely effort, there is a risk of the epidemic having serious consequences on society.

6.4. Nutrition

Policy Objectives

The key nutrition policy objectives are improving the nutritional status of the Gambian population, particularly women and children, and nutrition service delivery at central, divisional and community levels and ensuring the incorporation of nutrition objectives into national development policies and programs, and that there is reliable and uninterrupted supply and proper utilization of adequate, high quality, safe and affordable nutritious foods. Strategies are to establish an effective and efficient Nutrition Information System (NIS) for policy and programming and strengthen and building institutional capacity of nutrition personnel of NaNA and other stakeholders

Achievements

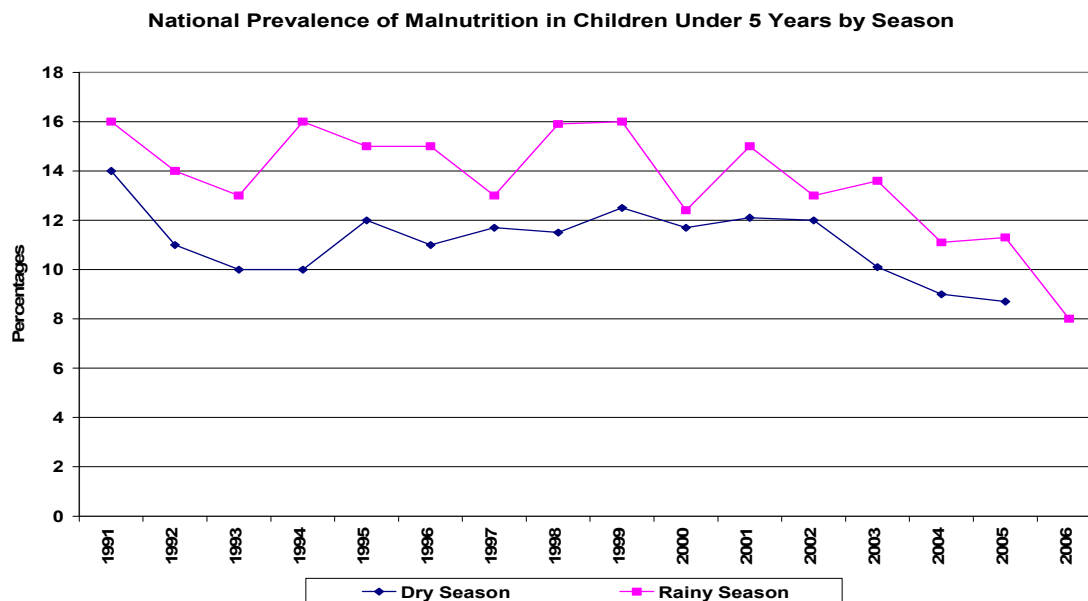
With support from the International Baby Food Action Network (IBFAN) Africa Regional Office, a training programme was organized for eighteen members of IBFAN- Gambia Chapter to increase capacities on Strategic Planning and PCM and also to strengthen the development and implementation of programmes by the network within the country. Also training, aimed at increasing the knowledge and skills of the nurses and midwives in the area of nutrition so as to enable them provide adequate nutrition information and services to women and the general population and also to come up with right nutrition intervention at the right time to manage and prevent malnutrition using the lifecycle approach was done for 67 nurses and midwives.

Ten additional Baby Friendly Community Initiatives (BFCIs) were identified in the Upper River Region and a five days sensitization conducted in these communities to introduce the BFCI concept. The training also covered Community and Public Health workers in the Region. This brings the national coverage of the BFCI to 283 communities.

The three micronutrients of public health importance being addressed by the National Nutrition Agency (NaNA) and its partners are vitamin A deficiency, Iodine deficiency disorders and Iron deficiency anaemia. Iodine Deficiency Disorders (IDD) is one of the 3 micronutrient deficiencies of public health importance around the world including The Gambia and NaNA is committed to the elimination of IDD through achieving Universal Salt Iodization, where 90% of households would consume iodized salt. In a bid to achieve the objective of USI, the Agency continued to support efforts towards increasing local salt production and iodization. Through a mobile salt iodization plant, a total of one hundred and forty five (145) metric tons of salt was iodized countrywide in 2007.

Iodisation plants were installed in three (3) extra communities during the year. To ensure sustainability of the process, community representatives were trained during the year to address quality issues in salt production, iodisation and packaging. Law enforcement officers were also trained during the same period and supplied with iodine test kits to make spot checks on imported salt at boarder points. A comprehensive strategic plan for IDD prevention and control was developed in August 2007 to ensure that the Salt Iodization Programme has a strategic direction in addressing IDD in the country.

Figure 6.1: Trend of wasting 1991 to 2006



Iron deficiency anaemia is a micronutrient deficiency of great public health importance and significantly contributes to the already unacceptably high maternal mortality and under five mortality rates in The Gambia. The most vulnerable groups are women of child bearing age (15 – 49 years) and children. The Agency has been working with its partners (government, NGOs and bilateral donors) in combating this deficiency through different strategies. A pilot project on Integrated Community Based Anaemia Control Project focused on providing food supplement but combined with components of nutrition, health and sanitation in addressing anaemia ended in 2007. It covered Early Childhood Development Centres targeting 2 – 6 years old children. The findings of the evaluation show that there is a huge potential in reducing anaemia using such an approach.

In order to strengthen the gains made in the control of anaemia in the 10 pilot communities, support was obtained from UNICEF to re-train eighty nine (89) people including men and women from the communities in the URR on how to prevent and control anaemia. The communities were also supported with equipment, seeds and fertilizer to sustain or strengthen their communal gardens.

Vitamin A Deficiency (VAD) is another micronutrient deficiency of public health importance and the Agency has been implementing strategies to both control and prevent deficiency. The interventions put in place include public awareness creation, supplementation of children with a high dose Vitamin A capsule and the promotion of the production and consumption of foods rich in the micronutrient. During 2007, the Agency conducted two (2) rounds of national vitamin A supplementation and de-worming campaigns for children from the age of 6 to 59 months. In the first round all children aged 6 to 59 months (289, 028) were targeted the national coverage was 82% for Vitamin A and 80% for the de-worming. The second round was a joint campaign organized by NaNA and DOSH. Children in the age cohort of 6 to 59 months were supplemented with Vitamin A, 9 to 59 months received a measles vaccine and those 12 – 59 months were de-

wormed with Mebendazole. The national coverage for Vitamin A was 93%, 92% for De-worming and 96% for measles.

The vitamin A Supplementation, de-worming of children, the increase in the household consumption of iodized salt, promotion of optimal infant and young child feeding practices including the promotion of exclusive breastfeeding for six months and the introduction of complementary foods at six months made a significant contribution towards the reduction of infant and young child morbidity and mortality in the country. Empowering stakeholders through capacity building to get a better understanding of nutrition problems so that they can plan and implement their own nutrition intervention strategy too is very important. These nutrition interventions together with other interventions like child immunization, provision of potable water and environmental sanitation should be integrated and scaled up in order to meet most of the Millennium Development Goals.

6.5. Population

2007 constituted the first phase in the implementation of the sixth programme of cooperation between UNFPA and the government of The Gambia. Programme implementation experienced a considerable delay and as a result, the programme activities started only in the third (3rd) quarter. However, mechanisms have been put in place for periodic assessment of performance based on the Results Based Management (RBM) Approach.

Policy Goals and Objectives

The overall goal of the programme is to contribute to the improvement of the quality of life and standard of living of the people of The Gambia and focuses on maternal health, reproductive health information and services, with a focus on young people and HIV prevention, and the collection and utilization of gender- disaggregated data for development, planning and poverty reduction. The programme supports policy dialogue and advocacy on population, gender and reproductive health and adopts a rights-based approach to programming at national and decentralized levels.

During 2007, UNFPA assisted in advancing the implementation of the programme of Action of the International Conference on Population and Development (ICPD). As agreed in the country programme action plan (CPAD), assistance focused on three programme priority areas: Reproductive Health (RH) including Sexual health and family planning, population and development (P and D) and Gender. Key themes or priority areas that featured in the implementation of the current Country Programme (CP) in 2007 included addressing the reproductive health needs of young people, promoting reproductive rights, strengthening national capacity, increasing the range of and access to quality reproductive health services, and encouraging partnerships with Non-Governmental Organizations (NGOs) and other groups in civil Society.

Achievements

In addition to efforts made in the creation of a more efficient database for various development endeavours, data produced by key stakeholders countrywide have been collected to help in the provision of a reliable population databank. With the assistance of a UNV (stationed 80% of his

time at the NPCCS), the compilation of data has started and validation, distribution and dissemination of the data would be done during 2008.

In response to the need to update population and family life instructional materials, the programme supported the review of materials that were developed in 1996 for it to commensurate with the current socio-economic condition of the country. In addition to other achievements made in sensitization, the programme provided support to the networks of Technical Committees (TCs), Youths and NGOs, in the country to undertake a variety of advocacy activities in 2007. The main aim is to eradicate harmful traditional practices (including- female genital mutilation (FGM), early marriage, promoting reproductive health and reproductive rights, and promoting adolescent reproductive health).

The programme supports the TCs in conducting community sensitizations and the network of journalists to publish a newsletter and other media materials to seek the support and lessen the opposition of religious and traditional leaders and males to reproductive health programmes. The programme also funded series of youth media campaigns on SRH issues. These drew audience from a wide range of people from all walks of life.

There was intensification of M & E activities at both national and regional levels though the resources allocated for M & E activities were inadequate facilitated but increased coverage. The monitoring activities carried-out included field visits to project sites and attending meetings and workshops organized by implementing partners. One key M&E activity undertaken by the NPCCS was the inauguration and conduct of the Technical Working Group (TWG) meetings that served as a platform where implementing partners shared information on the status of their individual involvement in programme implementation and also found solutions to problems hindering progress in the programme.

6.6. Youths

The National Youth and Sports policies are designed to respond to and be reflective of the objectives, strategies and regulatory mechanism designed to ensure the progressive development and promotion of youth and sports in a co-ordinated and coherent manner. The policy also seeks to mainstream youth development within the National Development framework and create opportunities for skills development and other gender related issues.

The National Youth Service Scheme (NYSS) aims to provide requisite skills for self employment or increased employment opportunities, and facilitate the socio-economic development of the young people. It will also help the youths to appreciate the dignity of learning skills so as to earn a decent living and channel their creative energies to productive enterprise. The priority areas are General Agriculture, Auto Mechanics, Carpentry, Electrical and Electronic Engineering, Hair dressing, Plumbing, Tailoring, Welding and fabrication.

The strategies include reinforcing the already existing NYSS structures, which are the orientation camp, the Sapu and Nyanibere farms, the Tailoring centre and the Sapu field office, formulation of information, communication mechanisms to increase knowledge and awareness on the benefits of acquiring skills, mobilizing more corps for the Orientation camp, and decentralization of skills training facilities to reach communities.

Achievements

160 young people were selected for a six week Orientation course after which they were deployed to training institutions for a twenty two month skills acquisition programme. Also The department issued out loans to prospective corps members upon completion of their training to strengthen their capacity. D80, 243.00 was disbursed to four corps members engaged in different business ventures.

Five corps members have successfully secured employment. The okra that was planted on the farms performed well and D23, 950.00 was realized from sales and D3, 500.00 worth of produce used in support of the six weeks orientation programme. At the end of the rainy season, the groundnut crop performed well and about one ton was harvested and the hay was used as feed in the Tabasco Ram Fattening Programme. 650Kg of clean rice was harvested and 50Kg of the rice from this produce was given to four corps members on practical training on the farm as a way of encouragement.

The National Enterprise Development Initiative (NEDI) is a pragmatic enterprise development initiative under the auspices of the Office of the Vice President in partnership with the Department of State for Youth and Sports. Its main objective is making basic commodities accessible (cost and availability) to all, through the strategy of encouraging the active participation of Gambian youths and women in retail business. The initiative seeks to create employment opportunities, empowerment for youth / women and have a positive impact on the stability of prices of basic commodities.

The priorities of NEDI are to create opportunities for unemployed youth and women willing to participate in retail business across the country. The strategy is to provide basic commodities and loans to vendors, for retail business at reasonable prices for repayment over a period of two years.

Other activities undertaken during the year include training of 100 young people and women in entrepreneurship, securing funds for loan disbursement to 17 young people to operate their retail business, setting up of a Monitoring and Evaluation team to monitor the implementation of the terms and conditions of the loans and countrywide treks to make qualitative assessment of vendor performance and get acquainted with the constraints they face to jointly find solutions to them.

CHAPTER 7:

CONSTRAINTS AND LESSONS LEARNT

The year 2007 represented the first year of implementation of PRSP II and invariably, quite a number of constraints and challenges were encountered. There still remains a big funding gap for PRSP II and therefore programmes were funded mainly from government resources and existing development partner commitments. A donor roundtable is expected in early 2008 which, together with the implementation of the aid effectiveness action plan, will hopefully pave the way for increased availability of resources.

7.1. Creating an Enabling Policy Environment

Persistent efforts are being made by government to ensure prudent fiscal and macro-economic management. Economic growth has been steadily increasing but there are challenges posed by the looming world economic slowdown, the appreciation of the local currency against all major foreign currencies pose challenges and the backlog of un-audited accounts are being cleared but there are still constraints.

Constraints encountered in the reform of the National Statistical system include delays in the recruitment process as well as inadequate funding to implement the strategy. In the divestiture programme constraints encountered during 2007 include insufficient funding for regulatory activities and the lack of sector specific laws for the telecommunications and the water sectors. Funding continues to be a major constraint for the implementation of some of our regulatory activities.

Regulatory fees were identified as one of the major sources of funding for PURA but over the years the institution has been experiencing non-compliance from operators, especially the incumbent in the telecommunication and the electricity and water sectors, i.e. Gamtel and NAWEC. Both owed the Authority tens of millions of Dalasis and recently Gamtel/Gamcel's own, running into several millions, were written off by the Government. The lack of sector specific (telecommunications and the water) laws continues to inhibit regulatory effectiveness in those sectors. These legislations are required to supplement the Act by giving it the specific mandate within the sectors and delineate the complementary policy and regulatory roles and responsibilities.

In the legal sector, management and staff of the sector are committed to the implementation of the strategic plan with special emphasis on the key focus areas (KFAs) for each strategy identified. Therefore one critical success factor is the allocation of resources (human, financial, materials) in a consistent and systemic manner, to ensure sustainability. Furthermore, the plan will be monitored, controlled and periodically up dated, by the planning unit with support from top management. The strategic plan calls for institutional restructuring, which is to impact on the major divisions/units. Both the Judiciary and DOSJ agree to create the structures indicated to ensure that the institutional requirements to drive the overall strategies are in place as the sector develops and are implemented in line with the programmes identified in the plan.

The legal sector management system must be poised to anticipate and react to existing and new challenges in the legal and judicial service delivery system. Since the legal sector is one of the major bedrock on which a modern and thriving economy should grow, it must be aware of the continuously dynamic and changing environment in which it operates. The institutions under the legal sector must be prepared to the extent possible, to undertake any necessary measure in order to proactively meet these challenges. This also calls for the commitment of top management and staff of the sector. Towards this direction, a well developed and articulated communications system must be put in place to apprise staff of developments within the sector so that the change processes are well managed and understood by all stakeholders.

The successful implementation of strategies and programmes must be anchored on sound enabling policy regimes. The sector will streamline processes and develop new procedures that will enhance the realisation of sector goals. In addition, the units will be encouraged to work harmoniously and encourage cooperation within and across the departments. Also the legal sector is committed to the creation of internal service quality standards that will help in the development of quality working life, where staff are motivated and committed to delivering the plan.

The sector is also committed to train its staff both internally, locally and overseas, enhance internal skills, direct efforts and give responsibilities bearing in mind individual capacities. However there will be need to introduce performance management system that will recognise individual output, provide training and also link to an effective reward and incentives system, taking into consideration financial and non-financial rewards. The sector will also need to exploit the opportunities presented by ICT in the management of, and delivery of legal and judicial services. The departments/divisions/units will need to be equipped with the right technology to help them deliver efficient and effective services to the public.

With respect to civil service reform, parametric reforms have been proposed for the design of the PSPS in order to strengthen the predictability and fairness of benefits, improve labor mobility and ensure sustainability of the proposed funding arrangements. The challenges include introducing employer and employee contributions, possibly 15 percent of the applicable wage base, with a division between the employer and employee contributions, working out modalities for the inclusion of allowances in the wage base for calculating contributions and benefits (as is the case in the FSPS) and topping-up of current retirees to a benefit level to be determined (such as the current poverty line), indexing the topped-up benefit during future years, and establishing a minimum pension guarantee which provides a level of minimum subsistence yet does not distort the labor market incentives to work in the public service.

Also, introducing automatic benefit indexation up to a maximum percentage per year to be determined as well as an actuarial reduction in benefit levels for retirement prior to age 60 (as is practiced in the FPS) and potentially increasing the minimum retirement age are challenges. There will be need to change the commutation (gratuity) factor according to the findings of periodic actuarial valuations, introduce deferred pension benefits and improved portability of acquired rights both to and from the FPS, remove the current limit of 400 months for benefit accruals in order to accommodate the longer work life facilitated through the 2005 increase in the retirement age, and increase the accrual rate for Level 1 employees to 2.0 percent from the current 1.5 percent so that all employees accrue the same benefits.

In addition establishing a voluntary framework for benefit accrual for non-pensionable employees, strengthening disability and survivorship provisions and reviewing the governing legislation and regulations for the FPS and introducing amendments to both which would establish parametric alignment with the PSPS as a means of supporting the portability of rights between the two schemes are some of the other issues that will need to be addressed.

7.2. Improving Production and Productivity

a. Agriculture

The agriculture sector has been generally hampered by the lack of a sector policy and clear definition of roles and responsibilities. This situation has resulted in duplication of efforts, inadequate provision of many of these services in quantity and quality and low productivity among most institutions providing support services to the ANR sector, contributing to the declining performance of the sector.

The Government is the major source of essential services to the sector but declining budgetary allocations have reduced significantly the public sector's ability to continue providing such services, let alone meet increasing demands for them. The recipients of such services have been and will be subsistence economic agents, whose capacities to obtain the same services at market costs were and still are negligible, creating a further need for improved performance from institutions.

Other factors that have affected the agriculture sector are the relatively high cost of production of particularly poultry products and animal feeds; inadequate and traditionally low input and output husbandry practices especially in cattle; inadequate access to affordable credit, and low management of what is available and inadequate marketing strategies and systems; infrastructure for product development, and competitive products; non functioning grading and pricing policy, poor organization of markets, distortion of prices by livestock dealers and middlemen. Others are frequent outbreaks of diseases; poor and inadequate husbandry practices; scarcity of feed, fodder and drinking water especially during the long dry season; inadequate infrastructure such as marketing and processing facilities and the current state of existing infrastructure for livestock development ranges from underutilization and poor management to complete absence of modern structures in the key areas of the value chain: production, processing and marketing of livestock products.

Access to markets; especially for small holders in the ANR sector, and effective marketing system are major determinants of the productivity and competitiveness of the ANR sector in the country, and a function of the level of commercialization and modernization of the sector. These determinants are in turn affected by lack of, or improper use of available credit; affordable appropriate agro-processing and storage facilities, and value-added opportunities, proper handling for quality produce, and all weather market roads. Other constraints include the fact that mechanization has been mainly controlled by the public sector on a promotional basis, without much participation of the beneficiaries in the planning, procurement and management of the operations; as such sustainability of achievements was very low. Use of tractors is isolated, and on individual basis. Support Service Units operate without regulation or proper training,

making services expensive to the small holder farmers or not available even if payments have been made because of frequent breakdowns or over booking; advice of the adjustments and type of implements used are generally inappropriate; the continued use of these machines have negative effects on the fragile soils, increasing their degradation;

Available machinery is not standardised, spare parts are not easily available, and the machinery not easily affordable for small holders or their groups; hire services are not regulated and are expensive to the small holders. In addition, holdings are very small in size and uneconomic for operation by the relatively large mechanical equipment available in the markets; only a few large-scale industries exist in the sector; two in crops, (one for groundnuts, the other for beer); two medium-scale units do process fruits and vegetables as raw materials; one meat-processing unit, one Feed mill and a tannery, which is presently not operational.

Processing agricultural commodities is largely through low input technologies, such as manual threshers, dehullers, grinding machines, manual mills, solar dryers improved smoking stoves, raised fish drying platforms and traditional mortar and pestle. Nearly all of these technologies are low in volume and produce less competitive products. There is a chronic shortage of expertise in food technology/agro-processing, both in the private sector and in the extension services. Furthermore, apart from the groundnut sub sector, there is a complete lack of expertise in Quality Management

Research is not fully realised by small holders in the sector, as a tool to raise their enterprises to sustainable commercial levels, mainly because the service is supply driven, few and far between, and not seen to directly respond to the small holders problems of pre and post production activities. The activity has been Government led and focusing mainly on rain fed farming. The capacities of the users of research results for commercialising agriculture are not clearly in a financial position to request such services; there is an inadequate critical mass of human resources and low capacity building for research scientists. In addition, research activities and results are not correspondingly responsive to farmers increasing needs, constraints and challenges; nor do results and recommendations reach the farmers on time for quick adoption; and the mobilization, allocation and utilization of resources for research are negligible; research budget is just about 4 per cent of the total budget for the DOSA.

The current cost of ground water pumping or lifting is high, and human powered water lifting devices particularly treadle pumps are laborious and difficult to operate by women; there is an inadequacy of qualified and skilled nationals in irrigation activities to provide technical advice in appropriate irrigation technologies by resources situation and supervise its installation and monitoring its management; and farmers organisations such as water users associations exist but would need to be more effective in securing better services at affordable costs.

Present structures and practices of storing horticulture produce are very limited in quality and volume, and do not ensure retention of quality, and consequently competitiveness and value of the produce. Refrigerated storage spaces are very few and at best expensive to secure, and are a relatively high inputs cost to the many small holder farmers in the sub sector; containers generally used to store horticulture produce for short or long term periods are neither technically appropriate nor safe medically or commercially; and cold storage facilities for fish are few and

rare, and mostly dependent on short term ice supported devices. The facilities required to maintain quality and volume are relatively expensive for the small-scale enterprises that dominate the sub sector.

Women producers are limited in capacity for management and access to other essential inputs such as farm mechanization, a key factor in improving agricultural productivity. Although their right to land is recognized in principle, in practice this right is hardly exercised since traditional laws favour communal rights to land over individual rights. Extension services and agricultural research are very largely oriented towards male-dominated agricultural activities such as production of cash and export crops. Women farmers therefore have limited access to information on new technologies directly relevant to their vocations, or influence the decisions for research in agriculture. Inadequate human and infrastructural capacities, very low awareness by public and private sectors on the importance of biotechnology to enhance cost effective achievement of food, agriculture and nutrition objectives and negligible institutional framework for research, extension and investment in biotechnology are other constraints.

b. Fisheries and Marine Resources

Gender trainings carried during program implementation addressed the gender and social exclusion dimension at micro, meso and macro levels but extension staff of the Fisheries Department need to be involved in such activities to ensure continuity and capacity building on an on-going process as working with fisher-folks requires a lot of negotiation time.

c. Energy

In the electricity sub-sector, high electricity losses due to poor transmission and distribution network, estimated at 30% is a major constraint. This represents both technical and non technical (commercial) losses. Also high demand due to low generation capacity; transmission and distribution capacities as well as the high costs of electricity are constraints

NAWEC is currently developing strategies to expand electricity services to new green field areas as a corporate plan is being developed to identify priority areas for immediate electrification. A loss reduction strategy has been adopted and execution shall commence as soon as the required funds are available. The reduction of losses will provide an additional 15MW of electricity without increasing generating capacity. Private investment needs to be encouraged in the area of generation and upgrading the transmission and distribution network but there is need to explore alternative sources of electricity especially in the area of renewable energy.

With regard to solar energy, constraints include lack of renewable energy legislation, high initial cost; theft of solar panels; wrong sizing of solar panels, poor quality of products and low quality of education of most technicians. Also lack of awareness, in appropriate regulatory and institutional framework, and lack of enough research are constraints.

Constraints in renewable energy include lack of standardisation of various improved cooking stoves, lack of awareness, the fact that cooking stoves are expensive, the high price of refilling LPG bottles as well as lack of Legislation and frequent shortage of cooking gas in the country.

The present obstacles with petroleum products include lack of bulk storage facilities, lack of legislation to regulate the importation and marketing of petroleum products, lack of security of supply and the high price of petroleum products.

d. Tourism

Air access continues to be a constraint, as The Gambia does not have a carrier of its own. The American market seems to elude us due to the small number of people going the opposite direction; a case in point being the ceasing of operations by North American Airline in 2007. The United Kingdom is the largest source of tourists to The Gambia accounting for 41% of arrivals followed by Holland, Spain, Scandinavia and Germany. Seventy percent of arrivals are in six months - November to April, a pattern that has remained fairly constant over the years. These four market areas account for a total of 87% of all arrivals with 65% coming from two of them and such over-concentration on a limited number of source markets could however lead to problems.

e. Road Infrastructure

The main problem in the sector is the ability of the newly created national Road Authority to carry out its mandate as funding is inadequate. Actual revenue collected from the Government for the 2005, 2006 and 2007 fiscal years fell far short of requirements as road maintenance is quite expensive. There are plans to introduce a road levy which will help generate funds for road maintenance but the strategy is yet to be made operational.

f. Trade

Although the Integrated Framework has provided the basis for the formulation of the trade policy, the process is yet to be completed because of budgetary constraint. The Department did not also have the capacity to do it on its own. The implementation of the policy, if formulated, will pose serious challenge to the Department considering its current capacity limitation and the fact that since there is no baseline information on the activities identified in the PRSP, measuring targets is almost impossible.

Although the Commonwealth Secretariat is assisting in the setting up of a Competition Commission for the implementation of the Competition Bill, the sustainability of the Commission would be a challenge for the Department both in terms of human and financial resources. Also the Integrated Framework action matrix is yet to be incorporated into the PRSP and therefore preventing the full integration of trade in the PRSP and hence national development strategy and funding is affecting the implementation of the Integrated Framework. The slow progress in the implementation of ISRT due to inadequate financing is affecting the transit and re-exports trade in The Gambia.

g. Industry

One of the main challenges in the industry sector is to engage an institution with the right competence to review and update the industrial policy is remains a difficulty for this Department of State because of budgetary constraint. Getting a technical cooperation programme with

UNIDO is proving very difficult and without an industrial policy and master plan, most of the industrial activities outline in the PRSP II would be difficult to implement and monitor their progress because the baseline data should come from such programme. Thus there is a need for capacity building within DOSTIE for such policy implementation. The slow implementation of the SDF Entrepreneurship Development Project is affecting the Department's enterprise development programme.

Although the DOSTIE is a beneficiary institution of the project, it is experiencing an unprecedented delay in the project implementation. The delay in the finalization of the MSME policy process is affecting the implementation of the related activities identified in the PRSP II, and hence the whole small enterprise development, the review of the Investment and Free Zones Acts is still experiencing delay and the absent of baseline data makes it difficult to measure targets. Although the public-private sector dialogue is gradually being institutionalized, it yet to be recognized at the level of the executive and therefore getting it recognized at that level and legislated remains a challenge for the Department.

h. Employment

The slow progress at the Integrated Framework secretariat at the World Trade Organization in Geneva, Switzerland in securing a fund manager has slowed down the implementation of the IF programme in the member states including The Gambia. Securing the total project fund for five years of the project life has not being easy for the Department and the Department is not able to secure data on the current level of employment and other data required to assess the indicators identified in the PRSP II. This also has the same problem of baseline data. Capacity in both this Department of State and Labour Department needs improvement to support the implementation of the programme and to get the project in full force.

7.3. Basic Social Services

a) Education: Basic and Secondary Education:

The ECD unit has seen marked development in the area of programming which has become more qualitative and vision guided. There has also been growth in terms of enrolment in all the regions. However, in order to achieve the ESSP targets for ECD by 2015, key challenges will have to be addressed, and these include the fact that annexing process has taken off but with a series of emerging issues of quality relating to teachers, other resources and facilities and curriculum practices, there is ineffective coordination of service delivery and over dependence on centre based provision for ensuring access

Despite the interventions in support of quality improvement, quality remains a major challenge, as low mastery, coupled with limited supply and uneven distribution of qualified teachers, and weak monitoring of learning achievement compound the problem. The necessary technical and human resource capacities need to be built; increased funding for basic education also needs to be mobilised and provided.

In terms of reaching the remaining percentage (8%) of school-age population (out-of-school) particularly for the age cohort for the lower basic school, there are major challenges to attracting this percentage to both conventional and Madrassa education. Consequently, appropriate

strategies will have to be employed to attract every child to some form of education. Furthermore, unequal attainment of educational standards between the Madrassa and conventional institutions poses a great challenge in ensuring that the education that is provided to both product types of educational institutions is of equal quality. Also the issue of poor quality intake into Gambia College, particularly for the female stock, continues to affect the learning outcomes of students at the basic level.

b) Adult and Non-Formal Education:

Domestic chores on women leading to women having little time for literacy are major constraints. In addition, there are problems of inadequate mobility for field workers to effectively monitor and effectively monitor literacy classes. Also the unwillingness of some husbands to allow their wives to participate in night classes and the low capacities of communities to hire and sustained trained and committed facilitators are constraints.

Thus there is need to provide higher training for facilitators and increase their monthly remuneration, develop training curriculum for facilitator training and literacy in general for adoption by all stakeholders as well as develop post literacy reading materials on issues that can enhance the building of capacities of the poor to fight poverty, provision of skills, training materials and gadgets to skill centres and workshop, training of community structures to manage facilities for sustenance and provision of adequate resources for effective monitoring of field activities.

c) Higher & Tertiary Education:

Failure to meet minimum entry requirements for enrolment in degree and professional courses reduces enrolment rates in tertiary institutions. Also the lack of adequate scholarship provision prevents some qualified candidates to enroll for course programmes in tertiary institutions and the fact that adequate plans are not done before the end of donor funded projects to enhance continuity at the end of the project are constraints.

There are delays in the integration process due to non completion of the integration of programmes, time taken in consulting the remaining stakeholders to prepare a final policy paper, and unavailability of funds for the construction of the University of The Gambia (UTG) Faraba Banta Campus though funding is still being negotiated.

The main challenges associated with the delivery of relevant and quality tertiary education include shortage of lecturers due to low incentives, insufficient resources and capacity building opportunities, inadequate effective supervision and support for student teachers on teaching practice, inadequate library facilities, lecture and administrative spaces and research materials at the Gambia College and UTG, overcrowded classes at Gambia College leading to non-conducive learning environment and inadequate financial incentives, insufficient training opportunities and poor working environment leading to high staff attrition rate; thus undermining institutional effectiveness.

d) Technical Vocational Education and Training (TVET):.

The quality of training in training institutions is suffering due to lack of properly trained human resource. Most of those trained are foreigners who may finally return to their places of origin, and hence interested and qualified Gambians need to be encouraged to be engaged with activities related to training institutions. TVET programmes are currently not cheap making it inaccessible to others and there are difficulties in recruiting a curriculum expert resulting in delays in the preparation and co-ordination of subject curricula in line with the Gambia skills qualification Framework (GSQF).

There are delays in developing assessment standards for student's practical work by west African Examination Council (WAEC) and other professionals as an additional requirement of the GSOF. Introducing new standards in the TVET system quality is likely to be achieved if only those training providers that meet the new standard requirements are registered and accredited. In the same vein trainers and assessors are also required to meet set standards. There is inadequate mobility due to shortage of vehicles attributed to the slow rate of supervision of training institutions and the delay in the collection and updating of the LMIS data and there is also acute shortage of resources seriously under mining management effectiveness.

e) Health

Some of the constraints being encountered in the health sector are the need to sustaining the high immunization rate with focus on managing childhood illnesses, reducing the unacceptably high maternal mortality rate, controlling communicable diseases (malaria, TB, HIV/AIDs) responsible for high mortality and morbidity and strengthening the health management information system to build and sustain capacity in data collection, storage, analysis and reporting.

The increasing high attrition rate, inadequate production and inequitable distribution of staff as well as low staff morale to allow for scaling up health programs and for efficient management of health service delivery are major issues that the sector has to deal with. As a result, there is inadequate capacity for health service delivery in terms of equipment, drugs and other medical supplies, rehabilitation of health infrastructure, management competence, and transport availability and other logistics as well as improved referral system at all levels. Inadequate financial resources and uncoordinated donor support to service delivery at times leading to and cancellation of Reproductive and Child Health outreach treks due to lack of fuel, vehicles or staff are also constraints.

f) Water

Currently the communications and operational procedures within DWR are inadequate and dysfunctional. Supervisory oversight by senior staff is poor and junior staff is unable to perform to their full potential. In addition, there is inadequate management capacity of communities who are the beneficiaries of water facilities. There is need for a more pro-active ground water planning capability within the DWR to achieve a well structured water policy. Other constraints are poor dialogue and information exchange between various stakeholders; inadequate number of

qualified personnel particularly hydrologist and civil engineers and small budgetary allocation to DWR for monitoring and maintenance of the water facilities on a regular basis.

g) Sanitation:

Constraints in the sub-sector include inadequate resource for the construction and training, monitoring and evaluation of sanitation structures across the entire country as well as inadequate field staff to effectively supervise the activities of these structures at community, district and regional levels. Also the poor state of mobility of extension workers, the lack of baseline data on the state of improve latrine in communities and low capacity level of stakeholders on improve waste management concept are constraints

h) Social Welfare

Reducing the unacceptable high rate of orphanage due to maternal mortality and HIV/AIDS remains a critical issue in URR and Western Division. There is need to reduce the unacceptable high incident of Road Traffic accident and diabetics illness which remains a critical issue in our fight against disability and improve capacity for rehabilitation in terms of equipment and material for rehabilitation of the disable, mobility aid supply, production of artificial limbs and shoes for the disable. Other constraints in the sector are the need to improve capacity for social service delivery in terms of rehabilitation services for abused children, care services for the age and rehabilitation of residential facility such as Shelter for Children, Home for the Elderly and Social Welfare Office structure, transport and fuel availability and other logistics

Funding for running cost of residential facility, capacity building of staff is important to response to the ever increasing demand in child protection case and decentralization of the Department activities still remains a challenge, the Department is we are only present in Banjul, KMC and URR due to limited resources and high attrition rate still remain a challenge

7.4. Enhancing Governance and Participation of Civil Society

a. Decentralisation

The policy framework for decentralization and reform of local governments has been in place for some years now but there exists constraints in municipal and local government administration. The financial Management capacity of LGAs is weak thus preventing fiscal decentralization from taking place, and regulatory frameworks, weak financial administration Procedures, IT support and personnel do not guarantee autonomy

The absence of downward accountability, inadequate office equipment and space, lack of adequate infrastructure due to absence of good roads, electricity, water and transport, non-Establishment of sector departments in council and inadequate resources for the training, monitoring and evaluation of decentralised structures across the entire country are all issues affecting the effective implementation of the decentralization programme.

Local government field staff are inadequate to effectively supervise the activities of these structures at community, district and regional levels, there is inadequate mobility of extension workers, baseline data on the state of decentralised structures is lacking and there exists low capacity to implement the decentralization concept

b. Civic Education

The constraints facing the Civic Education programme include the lack of reliable vehicles as well as the complete absence of trekking vehicles is greatly hindering Council's untiring efforts to bringing Civic education to the door step of every Gambian. The low level of funding; subvention from government, resulting in the inability of Council to have adequate computer equipment are also constraints. This institution is still in its teething stage and is very thin on staffing.

Council's access to public media (Gambia Radio & Television) is greatly constrained by limited budgetary allocation for Airtime. GRTS has a Tariff which is unaffordable by NCCE. As a result of there is lack of access to national radio and television which has casted a lot of doubt on the efforts of Council. This is the main reason why many people especially those in Banjul and Kombo tend to assume that the National Council for Civic Education is not doing enough, because council is not seen and heard often on television and radio as expected. The council also lacks office space.

c. The National Assembly

The Legislature like other arms of government is not without problems or constraints. Current constraints range from limited resource allocation, capacity of National Assembly members/support staff, to the challenges of Information and Communications Technology. Regionalisation and globalisation of the National Assemblies/Parliaments to participate in ECOWAS, PAP, CPA, IPU and FAAPAD present challenges of increasing the scrutiny/oversight role of Parliament in the National Governance Programme. Enhancing the role of the National Assembly in the implementation of the Gambia Incorporated Vision 2020, the Poverty Reduction Strategy Papers; PRSP II and the collective resolve to attain the Millennium Development Goals (MDGs), are amongst others, some of the greatest challenges.

The new dispensation at Parliament has set for itself standards and targets that are unprecedented in the legislative history of the country and would require the support and good will of all development partners. Thus prominent among the priorities is the emphasis on noble values, challenges and limitations of the institution and on its honourable members in the discharge of their duties as public servants and elective representative of the people of The Gambia. The second priority is to bring Parliament closer to the people, increase the democratic space proactively; and make parliament and parliamentarians more socially accountable to the electorates and civil society, through greater and wider interactions and interfacing at regular and scheduled intervals. The National Assembly also intends to web cast, telecast and broadcast all its proceedings on the internet, radio and television but is constrained by the availability of resources.

d. NGOs

One limitation or weakness of the NGO community in The Gambia is their inability to influence policy formulation. However, inadequate capacity, in terms of knowledge and skills, to implement the MDGs, limited funding/resources, and insufficient disaggregated local information and public awareness about the MDGs as well as insufficient capacity to undertake integrated and participatory planning (horizontal coordination) are also constraints.

Other constraints include limited skills in introducing performance budgeting for effecting implementation, limited capacity for creating a framework of MDG indicators and monitoring mechanisms, inadequate fiscal decentralization, such as weak local capacity to adopt pro-poor budgeting, or a lack of training in budgeting and public expenditure tracking tools and inadequate local procurement capacity which act as an impediment for high quality and the efficient delivery of public services.

Also an enabling environment for effective local development (e.g. legal and regulatory framework that supports decentralization, financial resources, organisational systems and mechanisms, values, norms and social practices that influence people's decision and behaviour) exists but its operationalisation is a major problem. Inadequate vertical coordination with poor alignment of local priorities to national plan and policies, inconsistent support from international agencies and donors to promote local governance and local poverty reduction activities, late submission of reports (annual, audit and work plans and budgets) by NGOs, and dependency on crash programmes by some NGOs are some of the other problems.

Bigger NGOs like Action aid, VSO, CCF and CRS are changing their global strategy and are now working through partners as opposed to being practically involved in the implementation of programmes. They are now reaching out to the poor through their wide network of partners. They provide the funding and their partners implement projects and/or local NGO/CBO/CSO programmes in their respective thematic areas. Local NGOs/CSOs and especially NGOs are being encouraged to form coalitions like the National Women Farmers Association (NAWFA), Pro-PAG Advocacy Group (Pro-PAG) and the Education For All (EFA) Campaign Network with an aim of creating impact in their respective programmes areas. This calls for transparency, upward and downward accountability and strategic partnerships depending on the focus of the programmes they want to implement and the tasks at hand.

7.5. Cross-cutting issues

Constraints encountered in the crosscutting issues are varied and complex in nature. However, most of the challenges identified relate to capacity constraints, funding and weak coordinating mechanisms as programs can only be effectively implemented through multi-sectoral approaches that require effective coordination, broad based participation and strong stakeholder commitment.

a. Gender

The major challenge to the implementation of the Gender priorities in PRSP II among others was lack of a gender policy mainstreamed programme activities, and lack of gender budgets in

government sectors and stakeholder institutions for mainstreaming women's empowerment interventions. Gender activist, policy makers, planners and managers, the National Women's Council, Women's Bureau, government department heads and the Gender Focal Point Network have received some gender mainstreaming training, but the Mid Term review of the National Women's Policy showed that there is a persistent need to mount continual capacity-building programmes on the specificities of gender budgeting and empowerment for them as well as for any new personnel, when they are recruited or identified to serve the interest of Gambian Women.

The lack of legal mechanisms to provide education on, protection and monitoring of the application of the rights of women is a major constraint that needs to be addressed. As well as human resource constraints to address the critical implementation of gender and poverty related programmes and unclear linkages between sector policies are also major challenges for the realisation of the MDGs. Also the absence of reliable indicators or data sets for qualitative measurements of intra household assets distribution and women's control of income, sexuality, fertility, and freedom from violence as well as women's contribution in non market activities such as subsistence farming, child bearing and rearing and care for the sick and elderly are challenges to effectively mainstreaming gender in the development planning process.

b. Forestry and Environment.

The constraints encountered in managing the forestry programmes are mainly the availability of funding for grassroots operation and delays in contract performance. Constraints on Environmental management on the other hand are associated with weak capacity and challenges in waste management due to indiscriminate dumping and the inability of municipalities and councils to ensure proper waste collection and disposal. Limited funding has also been identified as a key constraint resulting in the agencies failure to successfully revise the Gambia Environmental Action Plan as planned during the year under review. Limited capacity and funding has also hampered effective coordination of multi-sectoral programmes and implementation of environmental laws in the country.

c. HIV/AIDS

Sustaining the national response is a major priority area for the country based on the fact that The Gambia has never been endowed with adequate resources to scale up an accelerated multi-sectoral response to HIV/AIDS. The challenges however remain on the tracking of priority interventions.

Human resource constraints in the health sector remain a challenge in the implementation of the National Response programme. The implementation arrangements of phase I of the Global Fund was a good transition of the program into the phase II but not all the implementing partners have the same pace and strong institutional capacity to meet all their targets which resulted setbacks in the implementation process.

d. Nutrition

Constraints encountered centred around sustaining the achievements made as both human and financial resources have dwindled to low level thereby affecting effective implementation of the

nutrition programme. Sustenance of the inter-sectoral collaboration and coordination of activities of the programme has, also pose challenges due to inadequate funding and logistics for community level activities.

e. Population

The year under review coincided with the commencement of the renewed UNFPA and Gambia Government programme on population and so the usual delays in logistics, disbursements and payments were the main challenges faced in implementing the National Population programme. The programme budget execution was also affected by the sudden surge of the Dalasi against major foreign currencies resulting in low implementation rates e.g. inadequate supply of contraceptives and other necessary equipment for the smooth operation of programmes.

f. Youth

The constraints encountered in the implementation of the National Youth Empowerment Programme include insufficient funding resulting in low intakes for the National Youth Service Scheme Programme and the inability of the scheme to continue its Apprenticeship Training Programme. The absence of adequate and necessary resources, and status and recognition of the youth corps programme, also impacted adversely on the progress of National Enterprise Development Initiatives particularly in terms of scaling it up to reach a wider target of the youth population 2007.

CHAPTER 8:

CONCLUSIONS AND RECOMMENDATIONS

The first year of implementation of PRSP II had been very challenging to both government and its development partners. Resource mobilisation is still ongoing and structural reforms, including the setting up and operationalisation of a National Planning Commission, to coordinate implementation, and enhance prudent financial management are yet to take full effect. However, it is hoped that with the country reaching HIPC completion point at the end of 2007, additional resources will be available for scaling up of programme implementation from 2008 onwards.

8.1. Creating an Enabling Policy Environment

The reform of the NSS is paramount for the effective development planning and implementation, thus all stakeholders need to be committed to the reform process. Advocacy and sensitisation on the value of statistics need to be undertaken and donor support and funding of statistical activities of the NSS be solicited.

In the legal sector, both the Judiciary and DOSJ will need to develop monitoring and tracking systems to be able to measure results and take corrective actions and also to ensure that there is a strategic fit between the key objectives and strategies with developments in the external environment. This calls for the establishment of a unit that should be responsible for the monitoring, measurement and reporting on the achievements and shortcomings of the plan in timely and proactive manner. To assist in the monitoring and control of the implementation of the strategy by the implementation unit, the department will need to set up standards of performance, measure actual performance, identify deviations from the set standards and initiate corrective actions.

With regard to the proposed civil service reform, Government should immediately establish a full-time taskforce that would prepare the civil service reform and capacity building strategy so as to curb the growing attrition rate in the civil service. There is also need to further develop the “Public Sector Reform Sector Strategy Paper 2007-2011,” drawing on the analytical findings of the reports “Improving Civil Service Performance.” The strategy should include a medium term pay and pension reform plan.

Donor missions had suggested several measures to move the reform process forward, and implementation of these recommendations should begin in immediately. Recommendations included: (i) reconstitution of the PSPS Task Force with more focused terms of reference and a mapping of its expected outputs and decisions for reforming the PSPS and FSP; (ii) contracting of additional diagnostic work as determined by the Task Force, including an actuarial assessment of the PSPS; (iii) reconciliation of contribution and benefit parameters and qualifying conditions between the PSPS and FPS with a view towards a unified framework which supports pension rights portability and labor mobility; (iv) careful consideration of the institutional arrangements suggested for the management and governance of the proposed schemes, including weighing the merits of the operational policy issues above; (v) reconciliation of the governing legislation and

regulations for the PSPS, FPS and NPF, respectively. It is important to point out the importance of a review of Part 4, para. 176 of the Constitution as applied to the existing schemes and proposed reforms; and (vi) establishment of a sequencing of reforms to the PSPS, FPS, SSHFC and implementing regulations for each.

8.2. Improving production and productivity

a. Agriculture

There is need to transform the current status of the sector for agriculture to be the back bone of the nation's economy. The key areas of focus for action in ANR policy should be the following:

1. Sustainable systems of extending the information outreach on the availability of economic resources, especially inputs/outputs markets; opportunities and possibilities to invest or be involved in the sector, at all levels, particularly small holders, medium and large scale investors.
2. Availability of affordable water supplies year round for production in crops and livestock, and promoting decentralized management operations
3. Sustainable levels of improved soil fertility and land use management through participatory, people-centred approaches promoting security of property rights and broad access and control over land and natural resources
4. Universal and affordable access to essential inputs/resources:
 - a. including credit and other financial services; ensuring efficient use of existing capacities and those to be built up to strengthen further the supply-side of the sector; underpin the sustainability of technologies transferred to small holders to enable them move to and operate within a modern commercialised agriculture; maximise appropriate use of available credit to small holders.
 - b. Agro-chemicals; particularly fertilizers,
 - c. Undertake a comprehensive programme of transfer of improved skills and knowledge in their use and management, in tandem with relevant technologies such as Integrated Pest Management, technical standards in food products, and management of credit facilities.
 - d. Making mechanised power affordable and accessible particularly for crops and fisheries to underpin productivity, enhance competitiveness and attract investment in the sector, and the resulting increased opportunity costs of manual production labour
 - e. The sustainable availability of high quality and yielding crops and livestock germ plasm
5. Much greater focus on the use of Research and Extension structures and services on a continuous basis, primarily to meet requirements of small holders to increase their

productivity and margins, from knowledge transfer, and to existing commercial enterprises to increase their competitiveness and optimize opportunities

6. Much greater attention to, promotion and adoption of value chain approaches, including institutional and organizational aspects, essentially to increase productivity and competitiveness of targeted staple food, export and industrial commodities, with greater emphasis on improving agro-processing
7. Improving the demand side for agricultural products, particularly, creating markets, expanding the growth of existing ones, enhancing inter-relationships between the agriculture sector and high value markets, especially local Tourist industry, exporters, and for diversifying the diet or food basket base of the population
8. Establishing a critical mass of skilled service providers and users of knowledge for increased productivity and competitiveness. The action will extend to all economic agents of the ANR sector; producers, marketers, processors; trade information systems.
9. Strengthening selected institutions and capacities for policy analysis, monitoring and formulation, advice, coordination, delivery, regulation and resource mobilization.
10. Strengthened CBOs, farmers groups and organizations and their Apex bodies for enhancing sustainable investment activities, including participation in the development of appropriate support and extension services to promote improved technologies such as mechanization, adopting economies of scale in farm enterprises, particularly the supply side activities; marketing and processing; enhanced information networks, communications and broadening linkages and partnerships; taking advantages of investment opportunities of diverse markets, niche markets and other employment opportunities; strengthening civil society empowerment and engagement in policy dialogue and decision making concerning ANR and rural development; local governance, and involvement in the monitoring and evaluation of policy implementation.
11. Strengthened selected Inputs/Outputs Market enterprises for availability and distribution of, and access to essential inputs by Small and Medium scale enterprises.
12. Supporting the Livestock sub sector for productivity, competitiveness, income generation and exports, with greater promotion of the value chain approach.

b. Fisheries and Marine resources

Partnerships need to be forged between the fisheries administration, and other government departments, existing projects/programmes and NGOs/ Micro Finance Institutions (MFIs) to address poverty in fisheries communities. Also, marketing organisations and structures are strengthened and supported with information services to facilitate distribution and movement of their fish products to and from the community. Actions to stimulate women's participation in the planning and decision making process should take cultural and local customs into account, so as to avoid conflicts and that non fisheries related income generating activities should be included in integrated fisheries projects/programs to offer alternative income possibilities in situations where fish resources seem to diminish.

c. Energy

The Department of state for Energy in partnership with local solar companies and local financial institutions needs to move ahead with the proposed pilot solarizing of villages or a cluster of villages in the peri-urban area through a pre-finance system whereby solar systems can be installed and the beneficiaries pay for the cost by installment. Also the Gambia Technical Training Institute (GTTI) and the Energy Division capacities should be enhanced to enable them conduct training courses in solar installation and Maintenance. Use of solar water heaters should be promoted through awareness campaigns especially in the hotels industry. There is need for the formulation of renewable energy legislation as well as need for more adoptive research and development of renewable energy devices

In terms of the bio-fuel sub-sector moving forward, there will be need to raise awareness on benefits of growing energy plants, have a pilot project on Jatropa, formulate renewable energy legislation and initiate more adoptive research in the area of bio-fuel. More Gambians need to be trained on how to make improve cooking stoves and awareness campaigns be organized on the use and benefits of using improved cooking stoves

The development downstream petroleum legislation is in progress but there is need for the construction of LPG bulk storage facility. Construction of LPG bulk storage facility has already commenced. However, there is need to subsidize the price of LPG at least for five years, so as to increase its demand and thus reduce use of fuel wood and ensure sustainability of supply. The Department of State for Energy is developing a Petroleum Downstream Legislation to regulate the sub sector and with the availability of necessary funds, will explore alternative fuel in the form of renewable energy through research and development.

d. Tourism

Sourcing new markets is of paramount importance and the tourist season needs to be extended beyond the winter season. The Green Season, which is equally important as the winter season, will focus more on the West African sub-region. In view of this a memorandum of understanding has been signed between the Ghana Tourism Board and The Gambia Tourism Authority as well as the tour operators of both countries to jointly promote their tourism products. The agreement also allows for the Ghanaian Tour operators to bring American tourists to The Gambia. As part of the new policy strategy for the sector, government needs to continue to ensure that adequate infrastructure facilities (water, sewage disposal, electricity and access roads) are provided in designated tourist development areas.

e. Road Infrastructure

The country spends a lot of money on infrastructure development but maintenance of these infrastructures is lacking. Thus there is need to raise funds for the road authority, in particular, the implementation of the proposed road levy to ensure availability of funds for road maintenance. There is also need for strict monitoring of contracts to ensure that contractual terms are being adhered to in order to avoid the settlement of claims.

f. Trade

There is need to finalise the formulation of the National Trade Policy and carryout a baseline survey to determine the current level of the trade activities identified in the PRSP e.g. export/import ratio, export in non-tradition commodities, the level of the Gambia trade vis-à-vis the ECOWAS region etc. The training needs of the trade division of DOSTIE need to be assessed and there is also need to include the operation cost of the Competition Commission in the national budget and seek more donor support for the Commission. Also there is need to include the priority activities of the Integrated Framework in the PRSP and the overall national development strategy, develop an export strategy to enhance export of non-traditional export, and provide additional financial support to GCCI for the implementation of the ISRT.

g. Industry

Seeking funding for the review and updating of the industrial policy and subsequent development of the industrial master plan is an urgent need so also is the need to settle the Gambia's contribution to UNIDO to enable the Department to have technical cooperation with them. Government should review the SDF project agreement with the ADB to determine what is causing the delay in the implementation and the review of the Investment and Free Zones Acts. There is also need to continue to pursue the idea of institutionalization of public-private sector dialogue at all levels of the government and its legislation, as well as strengthen the capacities of both DOSTIE and GIPFZA to better articulate investment policy and strategies.

h. Employment

Government needs to secure adequate funding for GAMJOBS, and there is urgent need to conduct the baseline study to ensure availability of data on the current level of unemployment and employment in addition to develop a labour market information system for monitoring developments in the labour market. The capacity of DOSTIE and Labour Department needs to be developed for effective formulation, implementation and coordination of labour policy and related matters and institutional arrangements for employment generation enhanced.

8.3. Increase access to and coverage of Basic Social Services

a. Education

In the basic education sub-sector, there is need to revitalise and institutionalise the access programme at the Gambia College and give support to that of the UTG, , as well as the need for Government to improve the scholarship package to enhance better access to tertiary education, and improvement in the Open and Distance Learning (ODL) is required to effectively increase enrolment and quality of delivery as well as in marketing strategies through information and communication management to enhance access to tertiary education.

In tertiary education, raising funds for the infrastructural development of the UTG Faraba Banta Campus, which requires huge financial investments, must start immediately and improvements in the quality and quantity of trainee PTC and HTC teachers and university graduates with academic degrees made. Also there is need for the establishment and sustainability of a functional quality assurance framework, monitoring and evaluation mechanism for tertiary

education programmes, expansion of structures, increase training opportunities and recruitment of additional lecturers in tertiary institutions, and sensitization of the public to encourage the private sector and individuals to participate in the funding of tertiary education to enhance access to quality tertiary education. Qualified trainers, assessors and training providers need to be registered and accredited, a scholarship scheme for girls and the needy to enhance access to quality TVET established and also at least one public TVET institution be established in each region in the country. The NTA needs to recruit a curriculum expert, assessment standard' for student's practical works as part of the GSQF to enhance its full implantation be developed and mobility support to enhance supervision of training institutions, and ease data collection by LMIS Unit for analysis necessary for management decision making be available.

b. Health

The long-term objective of the health sector in Vision 2020 is to provide adequate, effective and affordable health care for all Gambians. The objectives are to improve the administration and management of health services, provide better infrastructure for referral hospitals and health facilities and extend the primary healthcare (PHC) services to all communities.

The achievement of these objectives requires the availability of well trained and motivated health personnel; establishment of efficient supply and logistics system to ensure effective and efficient health services for all; and improvement in ancillary services for the management of health data and enhancement of research into paramedical services such as traditional healing methods.

Similarly, the management of Basic Health Services will be strengthened with emphasis on the regulatory function of Department of State for Health and Social Welfare (DoSH & SW) with a view to improving the mechanism for effective governance of the health sector. Community structures will be strengthened to support health interventions such as the Primary Health Care, Bamako Initiative, Community Integrated management of new Born and Childhood Illnesses (IMNCI), and other health initiatives:

Other issues that need to be urgently addressed in the health sector are improving access to services and Essential Care Package, particularly in poorly served areas; providing basic equipment for all levels of the health delivery system, ensuring effective and efficient referral system for the timely and safe evacuation of patients from one level of the health system to another especially during obstetric and neonatal emergencies and efficient and sustainable Health Management Information System (HMIS). There are changes from Chloroquine-based malaria treatment to an Artemisinin combination therapy (ACT) for which strategies to ensure availability of supplies, when donor funding ceases must be put in place. There is also need for the intensification of the fight against malaria by giving priority and emphasis to prevention, and environmental sanitation will need to be given continued emphasis over preventive, promotion and curative approaches. The availability of a well trained and motivated health personnel should be urgently addressed, an efficient supply of pharmaceuticals, vaccines and other medical supplies to ensure effective and efficient health service delivery is established, vehicles, fuel and logistics for RCH, out Reach Services be provided and accelerated training of health workers be pursued.

c. Water Resources

There is a need to develop a water strategy that will provide guidance on policy implementation guidance, technical direction and the momentum to move forward. The institution needs to establish a sound technical rationale to managing water resources under-pinned by verifiable information, and sound quantifiable hydrometeorological and hydrogeological data, a set of Integrated Water Resource Management (IWRM) instruments for assessing and quantifying the available river basin yield (surface and sub surface) for a range of climatic scenarios be made available, people be involved and placed at the center of the process, consult widely with stakeholders to achieve the policy objectives and build consensus, and overall existence of a long-term humanitarian vision for water resources management and development.

d. Sanitation

The increase in the price of cement has increased the cost of constructing latrines and this has to some extent reduced the spillover effect as most poor households could not easily afford the cost. The promotion of best hygiene practices in the communities has led to the establishment of theatre groups, which are engaged, on continuous IEC in their respective communities and these and other interventions such as “set setal” in communities have led more hygiene condition/conditions. However, more studies on appropriate technologies in the area of environmental sanitation need to be undertaken, recycling techniques of major waste products such as paper, nylon, bottles and metals, and the establishment of environment friendly organisation at local level is promoted, and the horizontal and vertical linkages and coordination between institutions be strengthened.

e. Social Welfare

To enhance social protection of the poor and vulnerable, it is necessary to work with partners in addressing the complex issues surrounding, vulnerability among the elderly, adults and children as it is only through this approach that positive and enabling policy and social environment for vulnerable families can be achieved. Therefore there is need for quality functional equipment for the production artificial limbs for the disable which is still inadequate, availability of material and inadequate funding remains a concern, Improvements in access to care services for the poor in rural areas, and intensification of the fight against child abuse abandonment and exploitation

A child protection data base has been developed and needs to be operationalised, efficient implementation of the national plan of action on orphans and vulnerable children be ensured as well as adequate transport and other logistic support for proper delivery of services, and basic equipment and material at all level of social service delivery system be provided. There is also need to increase human resources for the Department and encourage flexi time working hours of staff in order to respond to emergency cases outside working hours, and expansion of coverage areas otherwise interventions will continue to be on a pilot basis without any significant impact, though such scaling up will require additional funding.

8.4. Enhancing Governance and Participation of Civil Society

a. Decentralisation

The way forward for the effective operationalization of the decentralized structures include increase budgetary allocation to the Department of state for Local government and Lands for the continuous training of VDCs, WDCs and Technical Advisory committees. There is also need for Local Government authorities to allocate a percentage of their budget as direct support to the training, planning and funding implementation of development activities of decentralised structures. There is also need to conduct baseline studies on the state of decentralize structures and to support the establishment of Village Development Committees and to provide them with required support such as group management techniques, participatory research and planning techniques has been expressed by most MDFTs, VDCs and WDCs across the regions. There is also the urgent need to implement the Community Driven Development programme to ensure that community development needs are addressed.

b. Civic Education

Given the importance of Council, the is need for the availability of reliable roadworthy vehicles to enhance closer and informed participation of individuals and communities in the continual identification of and implementation of activities that have direct and immediate relevance to positively impact their lives and livelihoods.

To ensure continuity in the delivery of Civic Education to the public, there is also need for secured and sustainable sources of funding. A thorough review of the Council's annual subvention with the aim of increasing its operational funds to commensurate with the realities is therefore needed to complement funding from partner agencies.

The National Council for Civic Education need to have at least weekly one hour programme on both the national radio and television to deliver Civic Education to the public so as to enlighten the citizenry. Also adequate and conducive office space that can fully accommodate the council and its technical staff should be provided for them to carry out their work.

Other government departments needs to engage the National Council for Civic Education in conducting public education activities as and when required, which will not only add professionalism and save cost by making use of available expertise of the NCCE, but it will also reduce the duplication of efforts and waste of valuable time and scarce resources. The apparent lack of organic linkages between the governance components is a cause for concern. For instance, while NCCE has been unanimously adapted by the Governance Taskforce as its IEC Arm Sensitisation Activities in the governance domain continue to be contracted out to private bodies.

Also, bearing in mind the need for a specialised human resource for long term efficiency, effectiveness and impact, the NCCE needs to be supported to attract, employ, train and/or reorient, adequately remunerate and retain both the current and additional competent administrative, technical and support staff.

c. NGOs

There is need to build the capacities of NGOs and the NGO coordinating Agency, TANGO for effective involvement of NGOs in PRSP II implementation. Also there is need to expedite the promulgation of Decree 81 into the bill, develop a strategy of how to track NGOs income and expenditure and embark on institutional strengthening of the Agency (human, material and finance)

8.5. Cross-cutting issues

a. Gender

Although a lot of obstacles were encountered in implementing the priorities of the Gender programme in PRSP II, collective efforts with support from stakeholders and partners will help to enhanced progress. Sector contributions, participation and commitment to the development of the Gender priority programme in PRSP II need to be strengthened. Joint programming, funding review and assessment of actions within the social sector will need to be undertaken to address issues relating to per capita income of female headed households. Also it is necessary to compare policies to determine whether there are gaps e.g. the NPAGW and the Health Policy. There is also need to facilitate effective policy dialogue for the enactment of the Draft Women's Bill 2007 and to have a general coordination of data to avoid inconsistency of the available of data.

b. Forestry and the Environment

The Environmental sector seeks to harness more resources to ensure the availability of better skills and institutional capacity for a wide range of sensitization activities. The National Environment Agency shall needs to continue to pursue and widen its consultative forum for greater mainstreaming of environmental issues into the economic decision making process and the sector also needs to review its partnership with key stakeholders to ensure strengthening of the regulatory framework and enforcement of the regulatory codes particularly with regard to the sustainable management and protection of the coast and its resources.

b. HIV/AIDS

In order to meet the program targets, the PR and SRs need to accelerate the implementation rates taking into consideration the PPTCT, ART IEC/BCC and OVC of the National Response. Achieving the goals of the National Response program requires renewed commitment and dedication by all implementing partners; more so, the sustainability of the Secretariat may need special consideration in terms of strategic planning and resource mobilization to enable a broader sector-wide approach in the fight against HIV/AIDS in The Gambia. Consequently future plans include enhancing human resource capacity and staff retention in Public Health Facilities as the country deals with insufficient numbers of health care providers and the introduction of in-service training for midwives and support to lay counselors for providing VCT/PTCT/ART services as well as the inclusion of HIV/AIDS into the curriculum of the pre-service health training schools as a proactive measure in building capacity.

c. Nutrition

The intervention in the area of Nutrition can only be sustained with wide stakeholder participation through multi-sectoral structures. Therefore funding needs to be secured to maintain and strengthen the structures built. The sector also needs to ensure widening and strengthening of the Integrated Community Based Programmes as these are more sustainable and cost effective. Better funding is also needed to ensure successful implementation of the National Nutrition programme with particular reference to scaling up of the proven successes.

d. Population

The need to enhance partnership and collaboration among partners, on capacity building is needed especially further training of programme personnel as well as more advocacy

e. Youth Empowerment

The Youth empowerment programme requires more funding particularly for the strengthening of the Apprenticeship Training Programme and for building the capacity of the staff to enable them better deliver quality services. Also, the National Enterprise Development Initiatives need to be formalised and integrated with other relevant programmes such as the Social Development Fund and the Community Driven Development Programme.

APPENDIX 1: PRSP II: ANNUAL PROGRESS REPORT FOR 2007- RESULTS MATRIX UPDATE

Government Strategies and Priority Actions	Expected Outcomes	Indicators	Baseline 2005	2007	
				Targets	Achievement
PILLAR 1 - Create an enabling policy environment to promote economic growth and poverty reduction					
1.1. Macro-economic management					
<ul style="list-style-type: none"> To put in place investment incentives with a view to create employment in the private sector Provide resources essential for the desired performance of the productive sector, 	<p>Macroeconomic stability consolidated (IMF)</p> <p>Measures to induce the financial sector to lend to productive investments in place.</p>	Annual GDP growth (in real terms)	6.3	7.2	6.3
<ul style="list-style-type: none"> Reducing government domestic borrowing Improve money market operation and a sound and flexible financial system. 		(Consumer Price Index- All items)	105.28	110.93	112.26
		Inflation rate	1.4	3.8	5.2
		Period Average	4.0	5.39	6.0
		End Period			
<ul style="list-style-type: none"> Strengthening the institutional capacity and procedures at revenue departments Make the public expenditure process more transparent and reflective of government priorities. Improve export activities of the private sector. Improvement of intra-regional trade. Develop programmes to direct remittances into key development areas. 		Basic fiscal balance (av. 2.7% of GDP)	8.5	8.3	0.2
		External current account deficit	14 (2006)	12.3	10.0
		International reserves (months of import cover)	5.0 (2006)	5.5	5.5
		ODA disbursements as percentage of GDP	15.1% (2004)		
<ul style="list-style-type: none"> Ensure strict compliance with HIPC triggers Gradual reduction of annual budget financing requirements 	Domestic debt reduced	Debt stock as % of GDP			
		Domestic debt stock			

Government Strategies and Priority Actions	Expected Outcomes	Indicators	Baseline 2005	2007	
				Targets	Achievement
		as % of GDP	32.1	30.2	28.4
<ul style="list-style-type: none"> Improve budget management through Integrated Financial Management Information System (IFMIS), Improve accountability (clear backlog of un-audited government accounts and enhance transparency and comprehensiveness of the accounts). Establish financial reporting framework for key public enterprises. Set up a central project management and aid coordination directorate at DoSFEA. 	<p>Effective public sector financial management</p> <p>Effective aid coordination from a centralized body.</p> <p>A systematic framework for monitoring & reporting of aid flows</p>	<p>Effective operationalization of the IFMIS</p> <p>Poverty Head Count Index</p> <p>Poverty Gap ratio (Incidence x Depth)</p> <p>Share of Poorest quintile in National Income</p>	<p>58% (2003)</p> <p>25.1 (2003)</p> <p>9% (2003)</p>	<p>Phase 1</p> <p>50%</p> <p>22</p> <p>13%</p>	<p>Updated poverty data not available (last update 2003)</p>
<ul style="list-style-type: none"> Enhance revenue administration and collection. 	Sustained revenue mobilization & existence of a comprehensive fiscal exaction policy & strategy	Domestic revenue as % of GDP		22.1%	21.7
<ul style="list-style-type: none"> Strengthen management of the Central Bank: Perform semi-annual audits of monetary program data, Implementation of segregation of duties in the reserves management function, Phased implementation of international accounting standards Reduce government borrowing from the CBG within the limit stipulated by law 	Effective monetary management	<ul style="list-style-type: none"> Lower inflation Improved money market operations Existence of sound and flexible financial system 	1.5	1.7	

Government Strategies and Priority Actions	Expected Outcomes	Indicators	Baseline 2005	2007	
				Targets	Achievement
Enhance poverty focus of public expenditure	Poverty reduction prioritized in public expenditure	Poverty-reducing expenditure as % of GLF (including debt service) Poverty-reducing expenditure as % of GLF (excluding debt service)	15.04% 28.1%	25%	
1.2. Legal Sector					
Review and strengthen administrative and management capacity of DOSJ	Effective and efficient justice management system	<ul style="list-style-type: none"> Revised budget estimates Administrative division operational. Unit heads trained 			
Management commitment to service quality and improved service delivery	Quality legal service delivered	<ul style="list-style-type: none"> Policy document presented to cabinet. 			
Decentralization of the administration and management of AGC and strengthening the autonomy of units.	Efficiently managed legal sector	<ul style="list-style-type: none"> Plan approved by cabinet Provincial AGC offices opened. 			
Greater coordination on legal issues affecting government.	Greater coordination of legal issues affecting government	Existing systems for interdepartmental cooperation reviewed. Specialised taskforce operational.			
Improvement of advocacy and litigation skills of counsel	Advocacy and litigation skills of counsel improved	Existing systems and processes for			

Government Strategies and Priority Actions	Expected Outcomes	Indicators	Baseline 2005	2007	
				Targets	Achievement
		litigation streamlined. Manual developed and published			
Strengthening, upgrading and reinforcing criminal justice functions of the AGC to ensure effective coordination and supervision of a unified criminal justice system.	An effectively coordination and unified criminal justice system.	Guidelines published. Reporting format developed. Training programmes launched. Annual sensitization workshops launched.			
Restructuring, upgrading and improving the capacity of the RGD to deliver specialist legal services.	Efficient delivery of specialist legal services.	Study conducted Legislations presented to National Assembly Publication of trademark application commenced. Regulations and rules under Industrial property Act published. Computerized database created.			
Revitalisation and strengthening of the capacity of the Law Reform Commission to deliver its mandate	Effective and functional Law Reform system	LRC amendment Act presented to National Assembly. Research grant agreement signed and			

Government Strategies and Priority Actions	Expected Outcomes	Indicators	Baseline 2005	2007	
				Targets	Achievement
		LAN provided. Commission members trained			
Strengthening institutional capacity of the National Council for Law Reporting.	Efficient Law reporting system	Recurrent and capital budget increased. In-house printing of publications began			
Improving the capacity of legal profession for self regulation	A highly self regulatory legal profession	Annual programme of activities adopted. Code of conduct and other rules published.			
Improving the registration, recording and management of legal instruments.	Faster and effective business registration mechanism.	Inventory and database prepared and installed. HRIS designed and implemented. Training programme launch			
Staff capacity building of DOSJ on IT	Highly qualified human resource for effective legal sector management	Training programme launched.			
Restructuring/ strengthening of institutions in the legal sector Develop and implement human resource plans and policies	Establish viable, efficient, effective and independent judicial and legal system	Self-financing contribution of judiciary system as proportion of overall judiciary budget Reduction of Backlog cases (number) Case processing time	- (100%) 33 88.3% 11.7% 21	- 75% 30 88.3% 11.7% 11	

Government Strategies and Priority Actions	Expected Outcomes	Indicators	Baseline 2005	2007	
				Targets	Achievement
<p>Introduce ICT to support decision making research and service delivery</p> <p>Improve capacity for legal research and dissemination of legal information (law reports and publications)</p> <p>Develop and improve infrastructure and facilities (buildings, equipment etc.)</p> <p>Promote non-adversarial Dispute Resolution processes</p>		(in months)			
		% of judgments executed	0	1	
		% of un-enforced cases	0	0	
		Number of cases assisted through legal aid fund	4	4	
		Utilisation of ICT per Court	7	7	
		High Court	0	0	
		Magistrates Court	10%	30%	
		Court Buildings			
		<ul style="list-style-type: none"> ◆ High Court ◆ Magistrates Court ◆ District Tribunals 	25%	35%	
		Percentage of Gambians in superior Courts			
Satisfaction with legal services (user survey)					
1.3. Civil Service Reform					

Government Strategies and Priority Actions	Expected Outcomes	Indicators	Baseline 2005	2007	
				Targets	Achievement
<p>Package and pension system.</p> <p>Strengthen institutional capacity for policy formulation, human resources development, programme coordination and monitoring.</p>	<p>Reformed public sector able to effectively implement policies and programmes</p> <p>Highly trained and professional staff retained in the Civil Service</p>	<p>Public sector attrition rate</p> <p>Public sector wages as proportion of private sector wage level</p> <p>Public sector vacancy rate</p> <p>Productivity gains in public sector processes (Weeks)</p> <ul style="list-style-type: none"> ◆ Recruitment ◆ Promotions ◆ Pension <p>Satisfaction with public service</p>	10%		
<p>Improve the governance and management of the Civil Service to ensure transparency and accountability and promote ethical values and standards.</p>		<p>Public Service Act, Regulations, General orders, Financial Regulations and Schemes of Service reviewed</p> <p><i>Payroll as % of GDP</i></p> <p><i>Multi-annual training plan</i></p> <p><i>Performance standards and annual performance evaluations of</i></p> <p><i>-Funded pension scheme</i></p>			

Government Strategies and Priority Actions	Expected Outcomes	Indicators	Baseline 2005	2007	
				Targets	Achievement
		<p>-Medical insurance</p> <p>- Re-introduction of car and building loan scheme</p>			
1.4. Public Utilities Regulation					
<p>Evaluate the over all professional market competency gap in the country and tailor the realities to the Authority's capacity needs;</p> <p>Develop and implement a comprehensive regulatory training policy</p>	<p>Establish Organizational Framework to Increase Regulatory Capacity</p> <p>Competencies required for effective utility regulations in Engineering, law, economics and financial management, Human resources, Policy Strategy and Consumer Affairs built</p>	<p>Existence of a highly and competent Human Resource Base at PURA</p>	xx	27	
<ul style="list-style-type: none"> Develop Tariff Models and Regulatory Accounts for Electricity, Water and Telecoms Develop Interconnection Framework for operators in telecoms Have a universal programme and funds for the sectors Develop position papers an advisory note on the licensing of existing un-licensing and new operators 	<p>Enhanced Competition, Market Entry and Rural Access</p> <p>Service delivery gap filled</p> <p>Service provision in un-served and</p>	<p>Existence of Tariff models in - - electricity and water</p> <p>- Telecoms</p> <p>Regulatory Accounts Guidelines</p> <p>Existence of Interconnection Framework</p>		<p>Development</p> <p>Development</p>	

Government Strategies and Priority Actions	Expected Outcomes	Indicators	Baseline 2005	2007	
				Targets	Achievement
	underserved areas enhanced	<p>Universal access programmes and Funds for electricity and Telecoms</p> <p>No of Utility Providers licensed</p>		2	
<ul style="list-style-type: none"> • Develop and implement a national frequency table and a numbering plan • Develop and implement a comprehensive framework on the cost of spectrum usage/pricing • Have a reflective value charge for number allocation 	Optimal Utilizations of Spectrum and a defined Numbering Plan	<p>Existence and maintenance of appropriate Spectrum management and planning system</p> <p>Existence of appropriate and Effective utilization of numbering system</p>		Development	
<ul style="list-style-type: none"> • A license application guidelines and framework in place; processes & condition explicitly stipulated • A comprehensive compliance and enforcement Policy and framework for the sectors in place (convergence, technology neutrality, types of license-universal/ individual) • Regulation on compliance and enforcement in place • Dispute resolution mechanism in place 	Establish Effective Enforcement Mechanism	<p>Existence of an effective enforcement system for compliance with license obligations, dispute resolution mechanism for utility providers</p> <p>Existence of an effective enforcement system for compliance with</p>		Development	

Government Strategies and Priority Actions	Expected Outcomes	Indicators	Baseline 2005	2007	
				Targets	Achievement
		technical and operational standards			
<ul style="list-style-type: none"> Conduct consumer awareness campaigns Conduct a customer satisfaction survey Implement the recommendation from the Customer Care/ Stakeholder visit report, M&E mechanism in place Formulate a consumer protection policy Create the ADR mechanism for both consumers and operators 	Effective Consumer Protection Mechanism	No of Consumer Education carried out Existence of consumer query lodge database (CQLD) Existence of consumer bill of rights		1 Development	
<ul style="list-style-type: none"> Conduct a quality of service indicators and targets study benchmarking our sister regulatory institutions 	Established Quality of Service Standard Comparable to International Standard	Existence of Telecommunications, Electricity and Water services to internationally acceptable standards throughout The Gambia		Development	
PILLAR 2 - Enhance the productive capacity and social protection of the poor and vulnerable [MDG 1]					
2.1. Agriculture					

Government Strategies and Priority Actions	Expected Outcomes	Indicators	Baseline 2005	2007	
				Targets	Achievement
<p>Implement programme for rehabilitation of the groundnut sector involving privatization and complementary institutional measures</p> <p>Revisit role of public sector in the agriculture sector Increase quality and reach of agricultural extension services</p> <p>Develop and multiply new and improved seeds and planting materials of selected crops</p> <p>Strengthen pest and disease surveillance, reporting and control system.</p>	Enhanced agricultural productivity	<i>CROP YIELDS</i>			
		Rice	Rice	1.2t/ha	0.9t/ha
		Millet (L&E)	Millet (L&E)	0.9t/ha	0.7t/ha
		Maize	Maize	1.0t/ha	1.0t/ha
		Sorghum	Sorghum	0.9t/ha	0.9t/ha
		Groundnut	Groundnut	1.0t/ha	0.7t/ha
		Sesame	Sesame	0.4t/ha	0.4t/ha
Findo	Findo	0.3t/ha	0.3t/ha		
<p>Introduce Sector Wide Approach (SWAp) to agriculture</p> <p>Improve agricultural data collection and analysis for effective policy formulation and sector planning</p>	Increased crop production	Rice	21,376	28,501	
		Millet (L&E)	114,590	140,055	
		Maize	27,577	33,092	
		Sorghum	20,654	22,950	
		Total Cereals	184,197	224,598	
		Groundnut	137,275	151,003	
	Increased horticultural productivity	Onions	5.0t/ha	5.5t/ha	
		Tomato	7.0t/ha	7.5t/ha	
		Cabbage	10t/ha	10.0t/ha	
		Egg plant	12t/ha	12.5t/ha	

Government Strategies and Priority Actions	Expected Outcomes	Indicators	Baseline 2005	2007	
				Targets	Achievement
		Pepper	5.0t/ha	5.5t/ha	
		Okra	2.5t/ha	2.6t/ha	
		Water melon	20.0t/ha	21.0t/ha	
<p>-Establishing a medium term Master Plan for livestock production</p> <p>-Review and update legislations (Disease Control Act, Veterinary Practice Act; Livestock Marketing Act - already approved by National Assembly); Public Health Act</p> <p>- Initiate participatory review of livestock delivery services, and public private partnerships</p> <p>-Improve animal husbandry practices</p> <p>Encourage Financial Services groups to allocate a % of VISACA loan products to livestock feed: maize;</p> <p>- Programme of research on improvement of livestock genetic resources through pure breeding and cross breeding</p> <p>-Establishment of management system</p>	<p>Increased in carcass weight and productivity of livestock</p> <p>Enhanced extension and animal health services</p> <p>Periodic review for the annual evaluation of the effectiveness of</p> <p>Increased livestock production</p> <p>Service delivery using the Performance Vision and Strategy (PVS) developed by World Animal Health Organization institutionalised.</p>	.CARSCASS WHT.	135kg	136kg	
		Cattle	25kg	26kg	
		Sheep	20kg	21kg	
		Goats	0.9kg	1kg	
		Poultry	15kg	16kg	
		Pigs			
		Cattle	57, 379	57, 804	
		Sheep	5, 167	5, 374	
		goats	7, 148	7, 505	
		Poultry	623	692	
Pigs	370	395			

Government Strategies and Priority Actions	Expected Outcomes	Indicators	Baseline 2005	2007	
				Targets	Achievement
<p>-Facilitate investment & access to land for commercial farms</p> <p>Promotion of sustainable diversified food production programs</p> <p>-Increase overall sector's output especially of domestic food and export products in order</p> <p>- Facilitate the production of a wide range of food and export crops</p>	<p>Improved food security</p> <p>Foreign exchange earnings enhanced</p> <p>Production base diversified</p> <p>Fluctuations and uncertainties in household incomes and export earnings reduced</p>	<p>Percentage changes over time in increase in production.</p> <p>Per capita production of key staple foods (crops).</p> <p>Percentage change over time in cultivated lands under irrigation.</p>	<p>50%</p> <p>30%</p> <p>4.0%</p>	<p>52%</p> <p>35%</p> <p>4.5%</p>	
<p>Strengthen cashew nut and sesame producer associations</p> <p>Develop rural infrastructure including storage depots and roads.</p> <p>Promote private sector input supply and marketing.</p> <p>Transform cotton growers into specialised seed producers.</p>	<p>Increased Cashew nut sesame, findo and cotton production</p> <p>Diversified agricultural produce</p>	<p>PRODUCTION (mt)</p> <p>Sesame</p> <p>Cashew nuts</p> <p>Cotton</p> <p>Findo</p>	<p>715</p> <p>3, 200</p> <p>238</p> <p>557</p>	<p>894</p> <p>3, 400</p> <p>-</p> <p>755</p>	
2.2. Fisheries and Marine Resources					
<p>Develop on-land preservation and storage facilities</p> <p>Support training facilities and programs to improve fish techniques.</p> <p>Provision of gears and other incentives</p>	<p>Higher contribution of artisanal fisheries to food security and livelihoods</p> <p>Increased production & reduced post harvest losses.</p>	<p><i>Number of youths trained in the fisheries sector</i></p>	<p>295</p>	<p>10</p>	

Government Strategies and Priority Actions	Expected Outcomes	Indicators	Baseline 2005	2007	
				Targets	Achievement
Appropriate legal frameworks and incentive schemes developed. Establish centralized wholesale fish market. Address credit and institutional constraints.	Gambian participation in Artisanal fisheries enhanced				
Facilitate establishment of river based fish ponds and integrated rice-fish farming.	Expansion of aquaculture and Mariculture to improve food security and livelihoods	Total surface water area under fish farming - mariculture - aquaculture	-	1.2ha 14 ponds	
2.3. Tourism					
Create awareness of the Gambia and build positive brand image (destination market) Diversify tourism product range Put in place regulations governing conduct of all tourism establishments and classify all tourism establishments Meet the manpower needs of the industry Establish a tourism policy and planning unit.& implement Tourism Master plan. Increase local entrepreneur's participation in the Tourism industry. Intensify linkages: tourism, agriculture and fisheries	Growing Tourism Industry	Tourism sector revenue (D bn.) Tourism share of GDP (%) Number of jobs in the Tourism Industry Tourism facilities/capacities accommodation (number of beds) -Bar and restaurants -International tour operators Ground tour operators Car rental companies	1.8 16% 10, 000 6093 42 6 5 6	1.89 16% 10, 155 8284 50 7 6 7	
2.4. Industry					

Government Strategies and Priority Actions	Expected Outcomes	Indicators	Baseline 2005	2007	
				Targets	Achievement
<p>Review and update industrial policy.</p> <p>Build capacity for implementing industrial policy.</p> <p>Provide entrepreneurial development programme.</p> <p>Ensure adequate infrastructure services (energy, transport, and telecommunication).</p> <p>Encourage small-scale industries extension programmes with emphasis on finance, product development and business information.</p> <p>Conduct training for entrepreneurs in core technical and managerial skills.</p>	Expansion of manufacturing industry	<p>Contribution of manufacturing to GDP (%)</p> <p>Employment in manufacturing (number)</p>	5.21%	5.24%	
2.5. Trade					
<p>Formulate and implement effective investment policy and investment promotion strategy,</p> <p>Institutionalize public-private sector dialogue.</p> <p>Divest public sector assets.</p> <p>Reform of mortgage act and training of bankers</p> <p>Consolidate macroeconomic stability</p> <p>Improve electricity supply</p>	<p>Attractive investment climate</p> <p>Improve access to trade finance</p>	<p>Ease of Doing Business ranking (WB) [position]</p> <p>Foreign Direct Investment (net) US\$m</p> <p>Number of days to register a Limited Liability Company</p> <p>Number of days to resolve commercial disputes</p> <p>Private fixed investment (as % of GDP)</p> <p>Domestic credit to the private sector as ratio of GDP</p>	<p>113 (2006)</p> <p>60.8</p>		

Government Strategies and Priority Actions	Expected Outcomes	Indicators	Baseline 2005	2007	
				Targets	Achievement
Formulate and implement comprehensive policy framework for trade and industry Develop national export strategy. Improve customs clearance procedures. Establish trade information system. Support ECOWAS regional integration initiatives and WTO agreement.	Promotion and diversification of exports	Percentage change in non-traditional exports (NTE) Average number of days for customs-clearing goods from the nations ports			
2.6. Employment					
Reorient macroeconomic, sector and social policies and programmes towards employment creation	Reduction in youth unemployment	Youth unemployment rate (in per cent)		10000	
Enhance related capacity of DOSTIE and National Employment Commission		Number of new jobs created by sector:			
Improve national labour market information system and poverty monitoring	Increased income generation from agricultural employment	Per-capita income of rural households			
Implement training programmes of young entrepreneurs and vocational training.	Enhanced employment in agriculture, tourism, trade & infrastructure				
Establish micro-finance fund	Equal access to financial resources promoted	Social Protection Expenditures as % of GDP			
Labour-intensive public work programmes in solid waste management and disposal created	Employment opportunities created				
Establish or reinforce labour market intermediation / job centres					
2.7. Energy					

Government Strategies and Priority Actions	Expected Outcomes	Indicators	Baseline 2005	2007	
				Targets	Achievement
<p>Encourage private investment in generation.</p> <p>Increase access to electricity in rural areas (rural electrification programme)</p> <p>Invest in transmission and distribution networks.</p> <p>Reduce transmission and distribution losses Develop a tariff structure for various segments of the electricity supply chain through tariff studies</p> <p>Un-bundle and divest Government assets. Enhance HR capacity of PURA. Create national energy commission. Participate in regional energy initiatives. Encourage private investment in generation.</p>	<p>Enhanced supply and lower cost of electricity</p> <p>Effective implementation of the energy policy, electricity law, petroleum act</p>	<p>Electricity generation capacity (in MW)</p> <p>Transmission/ distribution capacity</p> <p>Transmission/ distribution losses (%)</p> <p>Hours of electricity outage per consumer per year (number)</p> <p>Percentage of households with access to electricity</p>	<p>25</p> <p>41.2</p> <p>27.8 (2003)</p>	<p>54</p> <p>30</p>	
<p>Undertake public education and awareness programmes of the benefits of using renewable energy technologies. Provide fiscal and other incentives. Strengthen R&D capacity for new and renewable energy resources. Increase use of efficient stoves. Improve forest management practices.</p> <p>Encourage and support private sector participation in the promotion and development of renewable energy fuels, devices and technologies at competitive prices.</p>	<p>Increased use of renewable energies</p>	<ul style="list-style-type: none"> • Increase in forest cover (in %) • Increase in the use of solar PV (KW installed) • Increase in the quantity of solar water heaters • Increase in the quantity of improved cooking stove used • Increase in the use of bio-fuels (litres) • Use of wind energy (KW) 	<p>43</p>	<p>44</p>	

Government Strategies and Priority Actions	Expected Outcomes	Indicators	Baseline 2005	2007	
				Targets	Achievement
Formulation and Implementation of petroleum downstream regulations. Encourage investment in storage facilities and distribution. Improve efficiency and encourage diversification to alternative fuels.	Cost-effective supply of petroleum products, including LPG	Growth in consumption of LPG (2005=100)	100		
2.8. Infrastructure					
Review and update the National Transport Policy and Plan	A Road Transport Policy and Plan incorporating the objectives of the PRSP , MDG	Progress in updating policy	Review of policy and plan by key stakeholders in 2006		
Setting up of the National Road Authority to ensure effective project implementation.	A high standard primary road network	-Length of primary roads reconstructed/rehabilitated	257km	429km	
1.Setting up of the National Road Authority 2.Creation of a Road Fund to ensure adequate financing for road maintenance	Adequate financing & maintenance of roads	Length of urban roads maintained (routine and periodic maintenance)	20km	50km	
Revise Port Master Plan. Revisit management of ferry services. Under Container management study. Promote sub-regional coastal shipping through revised tariff structure.	More efficient maritime transport	Maritime traffic : Goods loaded and unloaded (in 1000 tons) Vessel turn-around time			
Development of rolling maintenance programme for the medium term	Effective utilization of resources through rational approach to maintenance	Progress in implementation of pavement management system and Integration with	-	-	

Government Strategies and Priority Actions	Expected Outcomes	Indicators	Baseline 2005	2007	
				Targets	Achievement
		HDM 4.			
Setting up of a road safety commission	Improved safety levels in road transport	-Number of accidents per 10,000 vehicles	870	5% Reduction	
Create linkage between North – South Banks to enhance regional connectivity	Construction of Bridges	Farafenni Bridge constructed	-	Baseline2007 -Feasibility Study through OMVG	
Create linkage between North – South Banks to enhance regional connectivity	Provision of Bridges	Sankoley Kunda Bridge constructed	2006 Baseline – Tender for Feasibility Study	Feasibility Study and Detailed Design	
Create linkage between North – South Banks to enhance regional connectivity	Provision of Bridges	Basse – Wuli Bridge & Bansang Bridges constructed	-	-	
Conduct feasibility study and implement action plan.	River navigation revitalized	Cargo volume transported by river vessels			
Develop airport cargo and aircraft maintenance facilities. Implement steps towards achieving ICAO category I status.	Increased passenger and cargo volume at Banjul international airport	Total air freight Number of air traffic passengers:			
2.9. Telecommunications					

Government Strategies and Priority Actions	Expected Outcomes	Indicators	Baseline 2005	2007	
				Targets	Achievement
Liberalisation of the sector & privatisation of incumbent USF creation	Greater coverage and affordability, Increased ICT penetration	Tele-density per 100	2.89	3.93	
Encourage national coverage and rural access & expansion	Urban and rural divide in ICT utilization bridged	mobile users per 100	16.28	38	
increase competition in internet services, improve govt. service delivery	E-Strategies, mplementation of NICI	Internet users per 100 population	3.22	3.47	
Create a universal service fund to provide access to ICTs	ICT centres established	PCs per 100	1.51	2.35	
Provide legal and regulatory framework, enact the Telecoms Bill, capacity building	Creating the enabling environment	Telecommunications ACT Generic and Harmonised ICT Law	N/A	N/A	
PILLAR 3 - Improve coverage of the basic social service needs of the poor and vulnerable [MDG 2, 4, 5 and 6]					
3.1. Health					
HR planning and training and adequate financing Improve access to services, particularly for the poorly served areas Upgrade health system infrastructure and facilities Establish efficient supply and logistics system Improve health management information	Availability of well-trained and motivated health personnel Improved access to and quality of health services	Public expenditure on health as percentage of total budget Government Per capita health expenditure (Dalasis) Utilization of public health services (Out-patients only)	9.9% 290 509, 387	9.79% 109.6 509,387	

Government Strategies and Priority Actions	Expected Outcomes	Indicators	Baseline 2005	2007		
				Targets	Achievement	
Improve provision of, and access to, quality maternal and newborn health care Strengthen referral system Strengthen district health planning and management, including family planning services	More effective reproductive and child health care	Infant mortality rate by region (per 1000 live births)	93 (2006)	86		
		Under-five mortality (per 1000 live births)	122 (2004)	113		
		Maternal mortality (per 100000 live births)	730 (2003)	574		
		Births attended by skilled health personnel (%)	56.3%	59.3		
Intensify fight against Malaria Improve skills for early case recognition Ensure effective response and referral Procure new malaria drugs Implement new anti-malarial drug policy nationwide Acceptability and accessibility to immunization services	Improved control of malaria and tuberculosis	Malaria prevalence (per 100000 people)	2.8	2.8		
		Fatality rate from malaria	2.7	2.7		
		Tuberculosis prevalence (per 100000 people)	120 (2004)	102		
			Fatality rate form tuberculosis (per 100'000 people)	39 (2004)	39	
		Acceptability to immunization services	No. of children >1 immunized with DPT 3	89.2% (2005)	94%	
		Accessibility to immunization Services	No. of children immunized with Measles	83.4% (2005)	85%	
			No. of children <1 immunized with DPT			

Government Strategies and Priority Actions	Expected Outcomes	Indicators	Baseline 2005	2007	
				Targets	Achievement
		1	95.5% (2005)	85%	
3.2. Education					
Effective financial planning and management ensured	Increased Access to and Participation in Education	Public Expenditure on Education as Percentage of :			
Improve planning and management of education sector		GDP (%)	2.2	2.4	
Improve school infrastructures (Quality and Quantity)		Government Expenditure (%)	18	18.2	
Improve quality of teaching and learning		Gross Enrolment Rates (%)			
Improve school environment to make it conducive for teaching and learning		Lower Basic	81	92	
Provide scholarships for girls		Upper Basic	59	63	
Provide adequate teaching and learning materials		Senior Secondary	31	35	
Develop a relevant and up to date Curriculum		Enrolment Figures (Numbers)			
Ensure Effective and efficient school management		Lower Basic	193,801	215,273	
Support to literacy providers		Upper Basic	62,664	68,743	

Government Strategies and Priority Actions	Expected Outcomes	Indicators	Baseline 2005	2007	
				Targets	Achievement
Improve access to secondary education		Senior Secondary	34,198	35,816	
Improve conditions of teachers		Completion Rates (LBS) (%)	62	64	
Improve quality and quantity infrastructures in schools		Number of Additional Teachers Lower Basic	385	360	
Access to quality schooling	Gender Gap in Access to Education narrowed	Lower Basic	50.63	50.42	
Effective education information and knowledge management developed		Upper Basic	48.03	49.18	
Effective monitoring and evaluation framework developed		Senior Secondary	41.61	43.7	
Comprehensive policy agenda and framework developed	Improved Quality of Teaching and Learning	Percentage of Trained Teachers in Basic Schools (%)	71	73	
Effective application and use of resources ensured		Number of Lower Basic Schools with ECD Centres	TBD	TBD	
Planning and management of human resources ensured	Expanded Life and Productive Skills	Enrolment to Adult and Non Formal Education	7670	13516	
		Adult Illiteracy Rate (%)	47	49	
3.3. Higher Education					
Effective Financial Planning and management Ensured	Increased access to Tertiary Education	Public Expenditure on Education as Percentage GDP (%)	2.2	2.4	

Government Strategies and Priority Actions	Expected Outcomes	Indicators	Baseline 2005	2007	
				Targets	Achievement
Improve Planning & Mgt. of Higher Education Sector		Government Expenditure (%)	18	18.2	
Improve infrastructural development in Tertiary institutions					
<p>Improve access to relevant and quality tertiary Education. Support the process of integration of tertiary education (MDI GTTI, GC, and UTG).</p> <p>Development of infrastructure for UTG campus</p> <p>Expansion of infrastructure for UTG Kanifing Campus.</p> <p>PTC extension programme at Gambia College.</p> <p>Develop academic facilities including laboratories and counseling centre at Gambia College</p> <p>Establish functional and coherent quality assurance framework for the integrated Tertiary education system.</p> <p>Establish scholarship scheme for the needy; girls</p>	<p>Increased enrolment in tertiary education</p> <p>Enhanced access to quality teaching and learning.</p> <p>Enhanced access to TVET opportunities.</p> <p>Improve the quantity and quality of trained PTC teachers</p>	<p>Enrolment Figures (Numbers)</p> <p>GC</p> <p>MDI</p> <p>GTTI</p> <p>UTG</p> <p>Skill Centers</p>	<p>708</p> <p>1051</p> <p>2087</p> <p>336</p> <p>14929</p>	<p>2346</p> <p>782</p> <p>1842</p> <p>869</p> <p>17169</p>	
<p>Increase access to and improve coverage of TVET particularly in the rural areas.</p> <p>Improve quality and quantity of teachers at HTC level.</p>	<p>Establishment of a functional quality assurance framework for the TVET system.</p>	<p>Number of additional TVET establishments</p>	<p>103</p>	<p>53</p>	
Improve communication and information management	Enhanced access to tertiary Educ	Number of trained HTC teachers	333	176	

Government Strategies and Priority Actions	Expected Outcomes	Indicators	Baseline 2005	2007	
				Targets	Achievement
Reduce Gender Gap in access to Tertiary Education	Narrowed Gender Gap in access to Tertiary Education. (%)	GC MDI GTTI UTG Skill centers	29.2 57.3 36.1 24 85.1	41.3 61.5 32.5 41.3 85.1	
3.4. Water and Sanitation					
Provision of good quality potable water to rural communities Training of area mechanics and capacity of village water committees Enhance technical capacity for water supply services and environmental quality monitoring Ensure integrated water management approve and implement National Water Policy Formulate national water legislation and master plan.	Increased access to safe water and sanitation Improve operation and maintenance arrangements for community water supply facilities	% of rural population with sustainable access to safe water sources % of urban population with sustainable access to safe water sources Number of water supply facilities constructed	81.3 (2006) 91.2 (2006) 1323	83 92 1423	
Enhance infrastructure for solid waste management	Proper management of solid waste	% of population with access to improved sanitation % of solid waste generated properly disposed of (urban areas)			
PILLAR 4 - Build the capacity of local communities and Civil Society Organisations (CSOs) to play an active role in the process of poverty reduction					

Government Strategies and Priority Actions	Expected Outcomes	Indicators	Baseline 2005	2007	
				Targets	Achievement
Implementation of the NGO policy (NGO operations strengthened and more focused)	More effective and more focused NGOs	Annual number of NGOs compliance to the NGOs Policy on Article 13 of the agreed protocol	(2004) 55%	100%	70%
Up grade and Strengthen NCCE human and material resources at Regional and Secretariat (An upgraded and strengthened NCCE capable of discharging its constitutional responsibilities at levels)	Empower staff to effectively execute work plan under conducive environment	Increase and strengthened the staff number of NCCE	(2005) 14	83	15
		NCCE Regional offices established	(2005) 0	7	0
		Motorcycle purchased and supplies to support NCCE Regional activities	(2005) 0	28	0
		Pedal bicycles purchased and supplied to support NCCE Regional activities	(2005) 0	21	0
		Computers, photocopiers and for all the 7 Regional offices	(2005) 0	7	0
		Higher level training provided for NCCE Secretariat staff	(2005) 3	10	3
Strengthen the capacities of the National assemblies in the laws and particularly the (Improve transparency and accountability in the	Budget tracking enhanced and public resources protected	Number of trained NAMs on budget	(2006)		

Government Strategies and Priority Actions	Expected Outcomes	Indicators	Baseline 2005	2007	
				Targets	Achievement
management of public)		management	34%	100%	34%
PILLAR 5 - Mainstream poverty-related cross-cutting issues into poverty reduction [MDG 3, 6, 7]					
5.1. Gender					
<p>Produce gender-disaggregated data in the national and institutional budget. Expand gender analysis in the policy formulation and gender-sensitive policy management systems.</p> <p>Develop and implement master/strategic plan for women's empowerment.</p> <p>Promote awareness of and compliance with laws on women's rights.</p> <p>Strengthen institutions and civil society organization dealing with women and children.</p> <p>Increased advocacy on women's right</p> <p>Enactment and popularization of the women's bill.</p> <p>Increase awareness on gender based violence.</p> <p>Strengthen monitoring and evaluation of gender issues</p>	Greater women's participation in all aspects of society	<p>Proportion of national budget allocated to gender concern</p> <p>Proportion of women in public (sector) leadership positions:</p> <ul style="list-style-type: none"> - parliament seats (% of total) - administration <p>Legal aid given to victims of domestic violence</p>	<p>10.4%</p> <p>13.2%</p>	<p>10.4%</p> <p>18.2%</p>	
<p>Promote increased enrolment, quality and survival at all levels of education (primary, secondary, tertiary)</p> <p>Strengthen capacity for women and girls in</p>	Gender equality and equity	<p>Ratio of girls' to boys' in primary school</p> <p>Ratio of girls' to</p>	NA	1.00	1.03

Government Strategies and Priority Actions	Expected Outcomes	Indicators	Baseline 2005	2007	
				Targets	Achievement
entrepreneurial skill		boys' in primary school	N/A	1.00	0.87
Boost adult literacy campaigns		% of women 15 – 24 who can read	43.1	45	43.1
Develop community infrastructure to facilitate women's agricultural activity. Improve female access to credit & land ownership.		Per-capita income of female-headed households			
5.2. HIV/AIDS					
Accelerate HIV/AIDS prevention and control	Prevention of new HIV infections. Effective coordination of responses	HIV prevalence rate among youth	-		
Scale up information/advocacy aimed at adolescent reproductive health care		MEN	0.6%		
Mainstream HIV/AIDS into all national development programs and strategies.		WOMEN	1.7%	1.0	2.8HIV 1
Strengthen and promote accessibility to ethically sound VCT services, through the use of IEC and peer education approaches		HIV prevalence among pregnant women	1.2%	1.0	
Improve access to HIV prevention and youth -friendly information and services at					

Government Strategies and Priority Actions	Expected Outcomes	Indicators	Baseline 2005	2007	
				Targets	Achievement
all level					
Development and operationalisation of an M&E plan, and the establishment of procedures and institutional frameworks and linkages.		No. of			
Increase quality treatment, care and support to people infected and affected by HIV/AIDS	Reduced morbidity and mortality from HIV/AIDS	Coverage of Highly Active Anti-Retroviral Therapy (HAART)	50%	70%	
	PLWHA have access to treatment and prevention of OI in both public and private health facilities		70%	70%	
	Eligible PLWHA have access to HAART	Access to clinical care & treatment and prevention of OIs for 80% of PLWHA			
	Pregnant mothers have access to the prevention of PTCT				
	PLHWA: -STI treatment available to -Access to counselling services -Access to clinical care -Receiving community care	Access to safe and well-monitored ART for 50% of all PLWHA eligible for HAART within 5 years	20%	95%	
	Receiving holistic support	Access to prevention of PTCT for 80% of all pregnant women	10%	75%	
		Community care for	20%	20%	

Government Strategies and Priority Actions	Expected Outcomes	Indicators	Baseline 2005	2007	
				Targets	Achievement
		70% of PLWHA Holistic ¹ support provided to 50% PLWHA who are diagnosed and registered with the health facilities .		20%	
Effective socio-economic interventions that minimises the negative effects of HIV/AIDS and provide support for people infected and affected by HIV/AIDS Build capacity in the health sector (governmental, non-governmental and private sector) and civil society to provide high quality care for PLHWA	Lessened socio-economic impact of HIV/AIDS PLWHA live in trust and confidence, without stigma, prejudice or discrimination within the community. Misconceptions, stigma and discrimination reduced PLWHA open about their status and accepted by their families. PLWHA practising safe sexual behavior Rights of PLWHA recognised and protected Adequate Health sector capacity for effective treatment ,care and support for PLWHA	<i>Reduce stigmatization and discrimination associated with HIV/AIDS and develop an acceptance of the disease</i> <i>such that it can be openly and effectively</i> <i>Number of Health facilities strengthened</i> <i>Number of health staff trained of HIV./AIDS treatment, care and support</i>			

Government Strategies and Priority Actions	Expected Outcomes	Indicators	Baseline 2005	2007	
				Targets	Achievement
5.3. Population					
Strengthen capacities for development, implementation and evaluation of population policies and programmes. Improving the economic status of women through viable schemes and integrated programmes	Better integration of demographic data / variables into development planning Lower rate population growth to sustainable levels	Annual population growth rate (per cent) Fertility rate Life expectancy at birth	2.7 (2003) 5.35 (2003) 64 yrs (2003)		
Improved reproductive health management, including monitoring and evaluation. Strengthening of safe Motherhood programmes. Expand coverage and improve quality of reproductive health services.	Improved access to quality reproductive health service	SEE INDICATORS IN HEALTH SECTION			
Implementing IEC programmes targeting men and encouraging them to support and practice family planning Sensitise the populace, promote understanding and build the support of opinion and religious leaders, policy makers and planners	Improved information and knowledge of family planning Successful implementation of the population policy	Level of awareness on sexual and reproduction health issues Contractive Prevalence Rate (per1000 live births)			

Government Strategies and Priority Actions	Expected Outcomes	Indicators	Baseline 2005	2007	
				Targets	Achievement
<p>Include Life Skills in the educational and welfare programmes for staff in the organized sectors</p> <p>Training and supporting traditional communicators in message dissemination on adolescent health issues.</p> <p>Training and supporting peer-health educators in the promotion of life skills for young people.</p> <p>Increasing the number of and improving the services provided at community youth centres</p>		<p>Infant Mortality Rates (100.000 live births)</p>			
<p>Enhance management of living conditions in rural and urban areas.</p> <p>Research into migration types, including rural-urban, urban-urban, rural-rural, temporary and nomadic</p> <p>Formulation of a migration policy</p> <p>Expand coverage of vital registration system and ensure their completeness</p>	<p>Balance Spatial distribution of the population between rural and urban areas</p> <p>Nature and impact of all forms of international migration on sustainable development known</p> <p>Strengthened national capacities in data collection, analysis, dissemination and utilization</p>	<p>Proportion of people living in slum areas. Percent of population with access to secure housing.</p> <p>Formulation and implementation of an appropriate migration policy</p> <p>Formulation of appropriate policies</p> <p>Availability of</p>			

Government Strategies and Priority Actions	Expected Outcomes	Indicators	Baseline 2005	2007	
				Targets	Achievement
<p>Building up national research relating to areas covered by the population policy</p> <p>Conduct DHS periodically and include demographic modules in household surveys</p> <p>Reactivation of the data Surveillance Committee.</p> <p>Establishing a management information network system including a data bank to support population activities</p> <p>Establishing a forum for population data producer and end-user communication</p> <p>Strengthening institutional capacity to collect, analyse and disseminate population and other relevant statistical data.</p>	<p>Availability of intercensal data.</p> <p>Effective coordination, Monitoring and Evaluation of population programmes</p> <p>Enhance and strengthened coordination of data collection and analysis in the country</p>	<p>population, RH and gender information for planning, monitoring and evaluation</p> <p>Effectiveness of population related programmes</p>			
5.4. Nutrition					
<p>Scale up proven preventive nutrition interventions</p> <p>Strengthen management, prevention and control of micronutrients deficiencies</p>	<p>Better nutrition status of population</p>	<p>Households unable to meet minimum nutritional and non-food requirements.</p> <p>Exclusive breast</p>	<p>45.6%</p>	<p>50%</p>	

Government Strategies and Priority Actions	Expected Outcomes	Indicators	Baseline 2005	2007	
				Targets	Achievement
		feeding rate			
Improve nutrition service delivery through the health system and the community.	Reduce the burden of malnutrition	Under-five malnutrition rates: Stunting Wasting Under weight	19% 6.8% 17%	18% 6.5% 16%	
Strengthen communities' capacity to plan, implement and manage nutrition interventions.		Low birth weight babies (percentage)	17%	16%	
Strengthen nutrition capacity advocacy and information system Incorporate nutrition objectives in all development policies Support the implementation of the food Act	Increased understanding of nutrition as both input output of development	Incidence of iron deficiency anaemia: < 5yrs Pregnant Women Total Goiter rate Household consumption of iodized salt Vitamin A supplementation coverage ▪ < 5yrs ▪ Post partum mothers ▪	76% 73% 16.3% 13.2% 80% 78%	16.0% 50% 82% 80%	

Government Strategies and Priority Actions	Expected Outcomes	Indicators	Baseline 2005	2007	
				Targets	Achievement
5.5. Climate Change					
<p>Implement early-warning system on climate change</p> <p>Sensitize population on climate and weather-related issues</p> <p>Agriculture/livestock: Enhance food security through increased irrigation, communal vegetable gardens and reduction of post-harvest losses</p> <p>Increase productivity of rangelands</p> <p>Environment: Community-based forest management</p> <p>Sustainable management and protection of the coastal zones and its resources.</p> <p>Agro-forestry / reforestation programs</p> <p>Health: Reinforce capacity to control water-borne and water-related diseases</p> <p>Fisheries: Improve processing and storage facilities.</p> <p>Promote aquaculture development</p> <p>Energy: Undertake feasibility study on private sector energy alternatives</p>	Heightened resilience of local communities to climate change	<p>Agricultural land under irrigation (ha)</p> <p>Farmer incomes from livestock industries</p> <p>Rate of deforestation / afforestation (by area)</p> <p>Beach erosion</p> <p>Prevalence of water-Bourne and water-related diseases</p> <p>Aquaculture/mariculture production</p>			

Government Strategies and Priority Actions	Expected Outcomes	Indicators	Baseline 2005	2007	
				Targets	Achievement
5.6. Environment					
<p>Implement second phase of the national environmental action plan (GEAP II).</p> <p>Strengthen capacity to enforce environmental regulation</p> <p>In cooperate environmental consideration in government plans and program</p> <p>Launch implementation of local environmental action plans (LEAP)</p> <p>Sensitization and implementation of programs for sustainable resource management and use (forest, wildlife, marine resources).</p> <p>Conduct strategic environmental assessments</p> <p>Harmonization and of environmental and natural resource information system for sound planning and management</p>	<p>Effective management of The Gambia's natural resources for environmental sustainability, including:</p>	<p>Cost of environmental degradation</p> <p>National budgetary allocation for environment</p>	10% of GDP		
<p>Implementation of national afforestation program</p> <p>Implement the 2006-2016 forest policy</p>	Forests	<p>Rate of deforestation</p> <p>Number of hectares devoid of forest</p> <p>Number of cube</p>	42.6%	41.8%	41.4%

Government Strategies and Priority Actions	Expected Outcomes	Indicators	Baseline 2005	2007	
				Targets	Achievement
<p>Improve technologies on wood and wood – based resources utilization</p> <p>Increase awareness on afforestation and natural management (participatory forest management)</p> <p>Capacity building on forest management</p> <p>Promote tree planting and replacement</p> <p>Operationalized the clean development mechanism</p> <p>Implementation of the desertification action plan</p>		<p>meters of wood materials utilized</p> <p>afforestation (by area):</p>	43%	45%	47%
<p>Implementation of National Biodiversity Action Plan</p> <p>Implementation of the Bio Safety action plan</p>	Wildlife and marine resources	<p>Areas under protection</p> <p>Bio-diversity indicator</p> <p>Control GMO and LMO</p>			

APPENDIX 2: GDP at CURRENT PRICES (Thousand Dalasi

INDUSTRY	2004	2005	2006	2007
Agriculture, hunting and forestry	4,364,988	4,577,091	4,665,327	4,986,988
Crops	2,820,497	2,957,549	3,014,565	3,222,369
Livestock	1,439,041	1,508,967	1,538,056	1,644,145
Forestry	105,450	110,575	112,705	120,475
Fishing	301,585	306,350	313,326	334,925
Mining and quarrying	266,938	290,643	337,119	360,360
Manufacturing	973,364	1,024,155	1,040,338	1,112,050
Electricity, gas and water supply	134,484	141,501	143,737	153,644
Construction	982,179	1,124,013	1,605,946	1,525,869
Total production industries	7,023,538	7,463,753	8,105,792	8,473,835
Wholesale and retail trade	4,380,418	4,608,991	4,681,819	5,004,550
Hotels and restaurants	438,580	461,464	616,697	659,208
Transport and storage	588,897	610,686	633,282	676,936
Communications and postal services	1,334,581	1,428,001	1,527,960	1,633,288
Business services	1,702,295	1,762,668	1,765,707	1,887,423
Financial intermediation	1,105,022	1,135,965	1,136,853	1,215,221
Real estate, renting and business activities	597,273	626,703	628,854	672,202
Market services	51,225	53,898	54,750	58,524
Imputed rent	546,048	572,805	574,104	613,678
Public administration	376,386	382,032	382,118	408,441
Other services	426,077	433,549	433,696	463,575
Education	172,493	175,080	175,120	187,183
Health and social work	170,423	172,979	173,019	184,937
Other community, social and personal services	83,161	85,490	85,557	91,455
Total service industries	9,247,234	9,687,391	10,041,279	10,733,421

INDUSTRY	2004	2005	2006	2007
FISIM	(692,848)	(726,799)	(728,446)	(778,659)
Total all industries	15,577,923	16,424,345	17,418,625	18,428,597
Taxes <i>less</i> subsidies on products	239,781	1,562,518	1,965,700	2,031,750
GDP at market prices	15,817,705	17,986,864	19,384,325	20,460,347
Annual growth rate	13.8	13.7	7.8	5.6
Per Capita GDP	11,228	12,332	12,838	13,091
Population	1,408,763	1,458,542	1,509,928	1,562,894

APPENDIX 3: GDP AT CONSTANT MARKET PRICES (Thousand Dalasi)

INDUSTRY	2004	2005	2006	2007	% Change over previous Year	% Share of GDP
Agriculture, hunting and forestry	4,364,988	4,335,151	4,495,407	4,674,845	4.0	25.54
Crops	2,820,497	2,744,344	2,856,862	2,979,707	4.3	16.28
Livestock	1,439,041	1,482,215	1,526,686	1,587,754	4.0	8.67
Forestry	105,450	108,592	111,859	107,384	-4.0	0.59
Fishing	301,585	296,335	317,875	328,053	3.2	1.79
Mining and quarrying	266,938	278,485	300,066	320,738	6.9	1.75
Manufacturing	973,364	996,357	991,720	1,005,816	1.4	5.49
Electricity, gas and water supply	134,484	135,829	143,975	168,451	17.0	0.92
Construction	982,179	1,093,505	1,530,896	1,380,103	-9.8	7.54
Total production industries	7,023,538	7,135,662	7,779,940	7,878,005	1.3	43.04
Wholesale and retail trade	4,380,418	4,437,398	4,371,161	4,680,820	7.1	25.57
Hotels and restaurants	438,580	447,450	451,581	459,146	1.7	2.51
Transport and storage	588,897	610,684	645,493	700,360	8.5	3.83
Communications and postal services	1,334,581	1,428,001	1,685,042	2,106,302	25.0	11.51
Business services	1,702,295	1,858,132	2,126,676	2,335,662	9.8	12.76
Financial intermediation	1,105,022	1,245,360	1,471,889	1,660,848	12.8	9.07
Real estate, renting and business activities	597,273	612,772	654,787	674,814	3.1	3.69
Market services	51,225	53,073	54,134	55,596	2.7	0.30
Imputed rent	546,048	559,699	600,653	619,218	3.1	3.38
Public administration	376,386	371,493	371,493	401,227	8.0	2.19
Other services	426,077	387,303	430,382	449,797	4.5	2.46
Education	172,493	152,874	185,709	185,709	0.0	1.01
Health and social work	170,423	148,268	156,789	173,831	10.9	0.95
Other community, social and personal services	83,161	86,161	87,884	90,257	2.7	0.49
Total service industries	9,247,234	9,540,461	10,081,827	11,133,314	10.4	60.82
FISIM	-692,848	-782,918	-921,488	-1,039,272	12.8	-5.68
Total all industries	15,577,923	15,893,205	16,940,279	17,972,048	6.1	98.18
Taxes less subsidies on products	239,781	257,533	286,759	332,341	15.9	1.82
GDP at market prices	15,817,705	16,150,738	17,227,038	18,304,389	6.3	100.00
Annual growth rate - 2004 prices	1.7	2.1	6.7	6.3		
Per Capita GDP	11,228	11,073	11,409	11,712		
Population	1,408,763	1,458,542	1,509,928	1,562,894		

Appendix 4: NATIONAL CONSUMER PRICE INDEX 2007 (BASE: AUGUST 2004 = 100) BY GROUP AND SUBGROUPS

ALL ITEMS(NEW SERIES; 2004=100)	Jan-07	Feb-07	Mar-07	Apr-07	May-07	Jun-07	Jul-07	Aug-07	Sep-07	Oct-07	Nov-07	Dec-07
OVERALL INDEX	106.86	107.01	109.36	111.63	112.05	111.98	111.95	112.09	111.86	112.00	112.13	112.26
FOOD AND NON-ALCOHOLIC BEVERAGES	106.65	106.77	111.07	114.69	115.19	115.15	115.01	115.19	114.77	114.91	115.12	115.32
FOOD	106.66	106.78	111.21	114.90	115.41	115.37	115.22	115.40	114.97	115.12	115.34	115.54
(i) Bread Cereals	104.94	104.97	104.97	109.85	110.28	110.42	108.17	108.30	106.79	107.93	107.92	107.97
(i) Meat	109.45	109.45	109.45	110.20	110.43	110.68	110.91	111.15	111.17	111.25	111.25	111.78
(i) Fish	104.72	104.96	104.96	104.87	105.38	106.32	107.98	108.08	108.10	108.85	108.42	108.62
(i) Milk, Cheese and Eggs	108.62	108.75	108.75	109.35	109.86	109.92	106.95	106.92	106.18	106.08	106.08	106.42
(5) Oils and fats	103.45	103.55	131.83	142.57	142.58	142.97	142.30	142.25	141.87	141.87	141.88	141.90
(6) Fruits & nuts	105.78	106.96	110.24	123.31	129.06	117.88	122.93	124.28	124.89	124.94	124.95	125.10
(7) Vegetables, root crops & tubers	105.42	105.67	115.28	119.38	119.83	120.83	123.20	123.37	123.41	123.81	123.80	123.95
(8) Sugar, jam, honey & sweets	106.41	106.41	106.41	106.81	107.81	108.00	105.33	105.15	104.58	104.49	104.49	104.49
Other food products	111.28	111.28	111.28	112.47	112.47	112.47	112.51	112.58	112.40	112.39	112.39	112.41
Non-alcoholic beverages	106.36	106.36	106.36	107.37	107.37	107.37	107.70	107.75	107.75	107.26	107.38	107.52
NON-FOOD PRODUCTS AND SERVICES	107.12	107.29	107.29	107.94	108.25	108.13	108.24	108.33	108.34	108.48	108.49	108.53
ALCOHOLIC BEVERAGES, TOBACCO AND NARCOTICS	102.58	102.58	102.58	102.92	102.92	103.58	103.58	103.64	103.64	103.79	103.79	103.79
Alcoholic beverages	102.70	102.70	102.70	104.78	104.78	104.78	104.78	104.79	104.79	104.86	104.86	104.86
Tobacco	102.56	102.56	102.56	102.61	102.61	103.37	103.37	103.44	103.44	103.60	103.60	103.60
CLOTHING, TEXTILES & FOOTWEAR	103.35	103.35	103.35	104.18	104.33	104.54	104.75	104.86	104.89	105.18	105.21	105.20
CLOTHING, GARMENTS AND TAILORING SERVICES	103.17	103.17	103.17	103.95	104.14	104.34	104.45	104.57	104.60	104.84	104.89	104.88
Clothing materials	102.40	102.40	102.40	103.63	104.46	105.22	105.63	105.87	105.87	105.94	106.03	104.80
Garments	101.60	101.60	101.60	101.98	101.98	102.02	102.02	102.12	102.11	102.64	102.66	102.64
Repair and hire of clothing	105.74	105.74	105.74	106.72	106.72	106.72	106.78	106.81	106.93	106.95	107.00	107.83
Footwear	104.04	104.04	104.04	105.02	105.02	105.30	105.87	105.94	105.94	106.39	106.39	106.36
HOUSING, WATER, ELECTRICITY, GAS AND OTHER FUELS	112.12	112.12	112.12	113.79	113.14	113.94	114.03	114.19	114.19	114.25	114.25	114.39
Actual rentals for housing	113.23	113.23	113.23	113.23	113.23	113.23	113.23	113.71	113.71	113.87	113.87	113.87
Other services relating to the dwelling	100.00	100.00	100.00	100.00	100.00	100.00	100.00	100.00	100.00	100.00	100.00	100.00
Electricity, gas and other fuels	113.09	113.09	113.09	115.53	115.64	115.74	115.89	115.95	115.95	115.98	115.98	116.18
FURNISHINGS, HOUSEHOLD EQUIPMENT, ETC	108.32	108.32	108.32	109.31	109.37	109.88	110.22	110.34	110.34	110.48	110.50	110.51

ALL ITEMS(NEW SERIES; 2004=100)	Jan-07	Feb-07	Mar-07	Apr-07	May-07	Jun-07	Jul-07	Aug-07	Sep-07	Oct-07	Nov-07	Dec-07
Furniture, decorations, floor coverings and repairs	102.95	102.95	102.95	103.70	104.00	104.00	104.00	104.03	104.03	104.53	104.53	104.53
Household textiles	102.61	102.61	102.61	102.99	102.99	103.17	103.17	103.43	103.43	103.71	103.71	103.83
Household appliances	104.25	104.25	104.25	104.71	104.71	104.95	104.95	105.34	105.34	105.37	105.37	105.37
Goods and services for routine household maintenance	112.84	112.84	112.84	114.22	114.22	115.01	115.64	115.68	115.68	115.75	115.79	115.79
HEALTH	100.60	100.60	100.60	100.60	100.60	100.60	100.73	100.99	100.99	101.00	101.00	101.00
TRANSPORT	114.50	114.50	114.50	114.54	114.54	114.54	114.54	114.56	114.56	114.78	114.78	114.78
COMMUNICATIONS	100.65	100.65	100.65	100.78	100.96	100.96	100.96	101.07	101.07	101.09	101.09	101.09
RECREATION AND CULTURE	103.43	103.43	103.43	103.54	103.54	103.54	103.54	103.54	103.54	103.56	103.56	103.56
Audio-visual, photographic equipment, cultural activities	103.43	103.43	103.43	103.54	103.54	103.54	103.54	103.54	103.54	103.56	103.56	103.56
Newspapers, books and stationery	109.24	109.67	109.67	109.67	109.67	109.67	109.67	109.77	109.78	109.89	109.90	109.90
Education	101.71	101.71	101.71	101.71	101.71	101.71	101.71	101.74	101.74	101.87	101.87	101.87
HOTELS, CAFES AND RESTAURANTS	104.29	104.29	104.29	106.60	107.28	107.28	107.43	107.48	107.48	107.56	107.56	107.56
MISCELLANEOUS GOODS AND SERVICES	109.91	110.75	110.75	112.01	112.01	112.01	112.01	112.07	112.07	112.07	112.07	112.29
Personal care	109.91	110.75	110.75	112.01	112.01	112.01	112.01	112.07	112.07	112.07	112.07	112.29
ALL ITEM INDEX	106.86	107.01	109.36	111.63	112.05	111.98	111.95	112.09	111.86	112.00	112.13	112.26
12-MONTH MOVING AVERAGE	105.46	105.64	106.01	106.55	107.13	107.69	108.25	108.81	109.34	109.87	110.40	110.93
ANNUAL INFLATION RATE	1.66	1.52	1.65	1.96	2.32	2.73	3.13	3.55	3.96	4.4	4.9	5.2
Year on Year inflation	2.0	2.1	4.2	6.3	6.6	6.4	6.3	6.4	6.0	6.03	6.04	6.02

ANNEX 5: Paddy (Upland & Swamp Rice): Area, Yield, & Production by LGA2005–2007

Region	2005			2006			2007		
	Area	Yield	Production	Area	Yield	Production	Area	Yield	Production
	Ha	Kg	Tons	Ha	Kg	Tons	Ha	Kg	Tons
Brikama	3,470	949	3,295	2,575	887	2,283	2,870	874	2,508
Mansakonko	3,191	1,307	4,170	3,029	869	2,631	2,628	900	2,364
Kerewan	3,196	1,454	4,646	3,151	1,082	3,408	5,186	635	3,294
Kuntaur	2,090	1,774	3,707	2,057	1,428	2,937	2,551	379	967
Janjanbureh	1,544	401	619	1,748	1,293	2,260	1,366	717	980
Basse	2,330	1,300	3,028	2,640	876	2,313	1,987	647	1,285
Average	2,637	1,198	3,244	2,533	1,073	2,639	2,765	692	1,900
Total	15,821	1,230	19,465	15,199	1,042	15,832	16,588	687	11,397

Source: National Agricultural Sample Survey/Department of Planning

Area (ha) allocated to Coarse Grains, Paddy and Ground Nut 2005– 2007 by LGA

	2005			2006			2007		
	Coarse Grains	Paddy	Ground Nut	Coarse Grains	Paddy	Ground Nut	Coarse Grains	Paddy	Ground Nut
Brikama	10,198	3,470	12838	7,326	2,575	11682	8,908	2,870	14059
Mansakonko	20,157	3,191	10880	18,391	3,029	8124	15,621	2,628	10156
Kerewan	55,482	3,196	42140	61,336	3,151	36888	52,253	5,186	40935
Kuntaur	22,104	2,090	20781	24,100	2,057	17280	20,342	2,551	14976
Janjanbureh	19,268	1,544	28686	16,432	1,748	21751	17,610	1,366	20524
Basse	27,361	2,330	19425	24,869	2,640	14658	33,140	1,987	16940
Average	25,762	2,637	22,458	25,409	2,533	18,397	24,646	2,765	19,598

Source: National Agricultural Sample Survey/Department of Planning