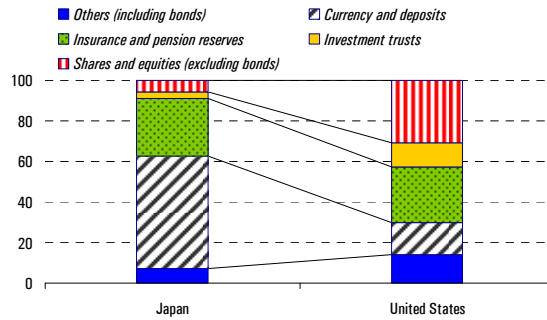
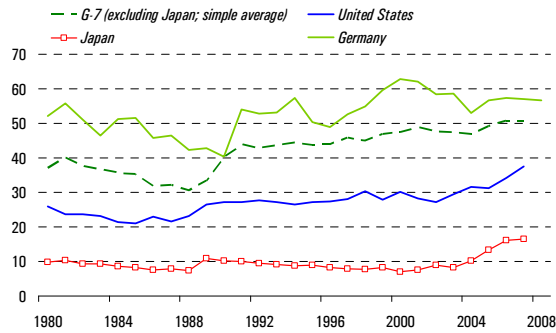


Financial Wealth Held by Households¹ (In percent of total financial wealth)



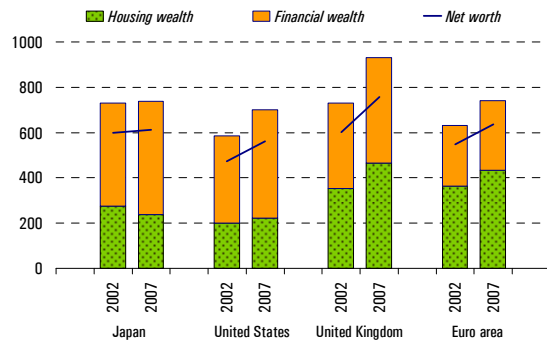
Source: Bank of Japan.
¹ As of end March 2009.

Nonfinancial Corporations: Dividend Payout (In percent of net profit)



Source: OECD, Annual National Accounts.

Household Wealth (In percent of disposable income)



Source: IMF, World Economic Outlook, April 2009.