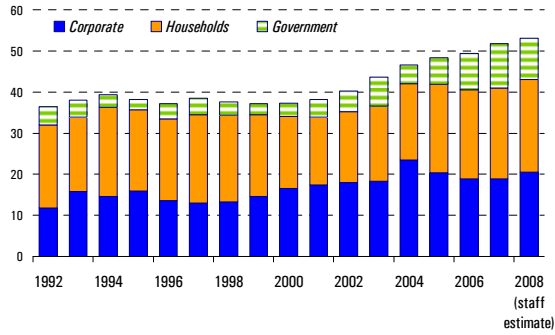
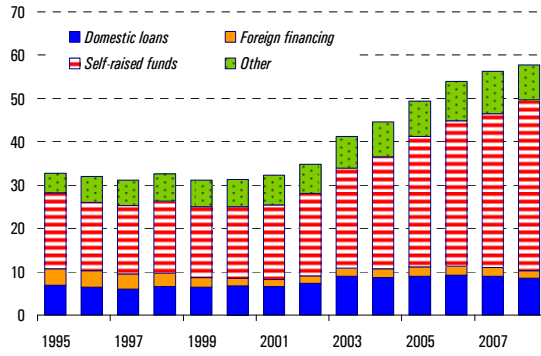


China: Domestic Savings
(In percent of GDP)



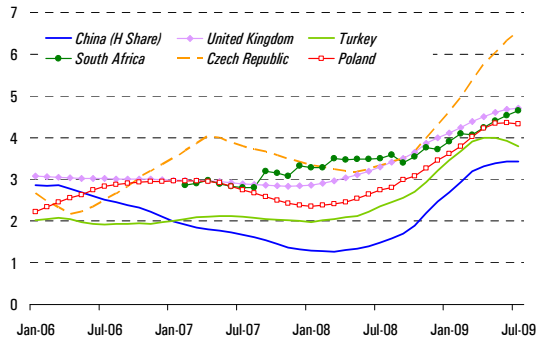
Sources: CEIC Data Company Ltd.; and IMF staff estimates.

China: Fixed Asset Investment Financing
(In percent of GDP)



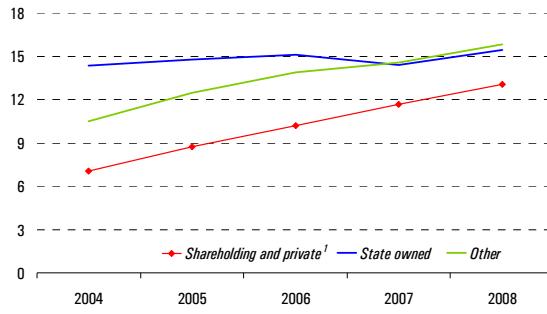
Sources: CEIC Data Company Ltd.; and IMF staff calculations.

Selected Equity Markets: Dividend Yields
(In percent per annum; 12-month moving average)



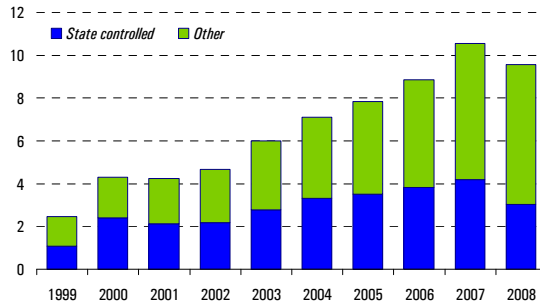
Sources: CEIC Data Company Ltd.; and IMF staff calculations.

China: Domestic Enterprise Investment Spending
(In percent of GDP)



Sources: CEIC Data Company Ltd.; and IMF staff calculations.
¹ Excludes listed corporates.

China: Industrial Enterprise Profits
(In percent of GDP)



Sources: CEIC Data Company Ltd.; and IMF staff estimates.
¹ Staff estimates for 2008 are based on data up to November 2008.