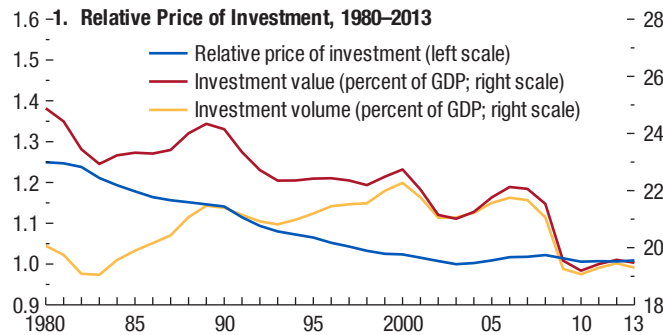
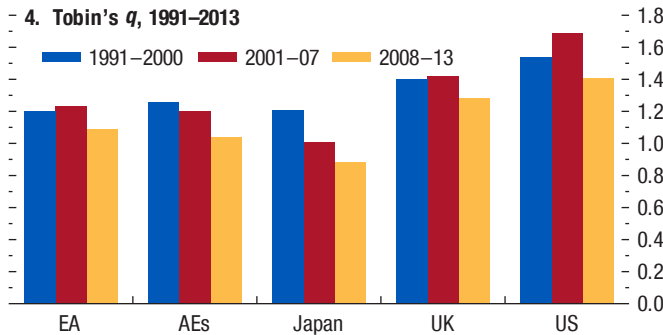
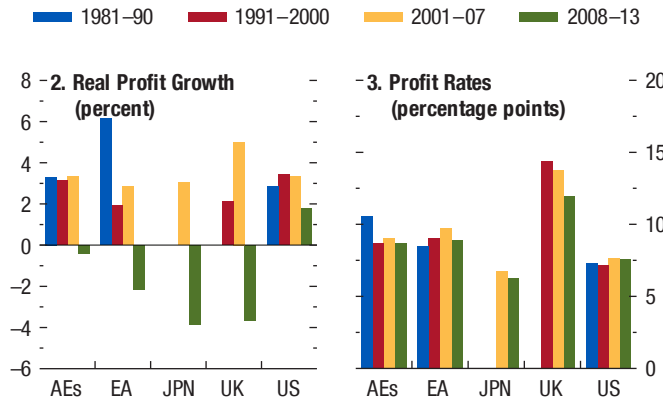


Figure 3.7. Investment Shifts in Advanced Economies



Investment Profitability, 1980-2013



Sources: Brooks and Ueda (2011); Haver Analytics; Organization for Economic Cooperation and Development; World Bank, World Development Indicators database; and IMF staff calculations.

Note: Real profit growth is the rate of growth of real corporate gross operation surplus. Profit rate is the ratio of corporate gross operation surplus to the capital stock. AEs = advanced economies, EA = euro area, JPN = Japan, UK = United Kingdom, US = United States.