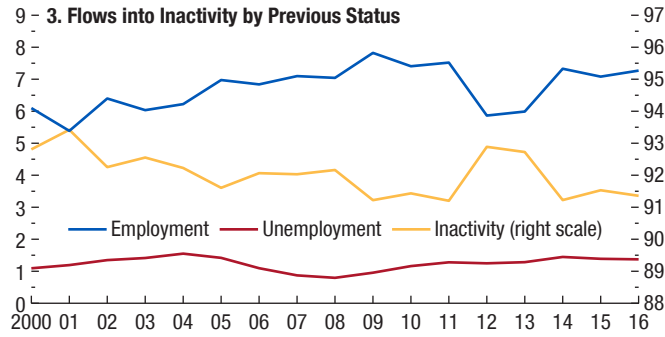
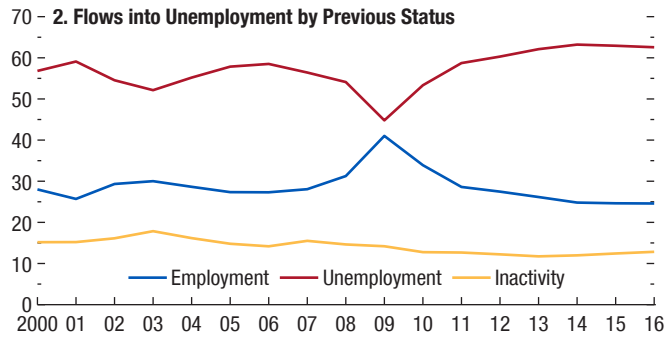
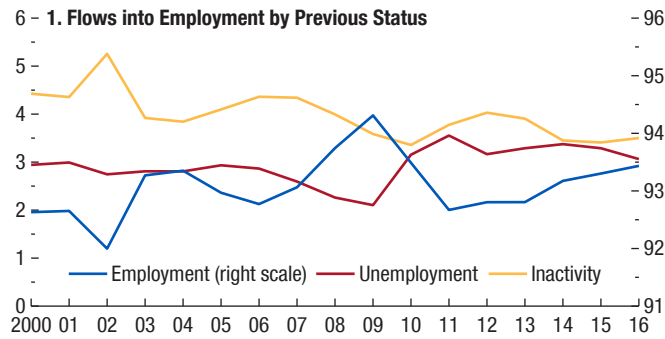


Annex Figure 2.2.5. Flows into Employment, Unemployment, and Inactivity
(Percent)



Sources: Eurostat, European Union Labour Force Survey; and IMF staff calculations. Note: Previous status refers to labor force status in the previous year. Reported statistics are estimated from a random sample of 10,000 respondents per country per year from the European Union Labor Force Survey over the period 2000–16.