

**Table 1. Key IMF Financial Statistics  
as of March 31, 2016**

(In billions of SDRs, and end of period, unless indicated otherwise) <sup>1/</sup>  
(For definitions, see Attachment)

|  | 2014    | 2015    | 2016                |               |
|--|---------|---------|---------------------|---------------|
|  |         |         | Q1 to date          |               |
| <b>Available Resources</b>               |         |         |                     |               |
| GRA                                      |         |         |                     |               |
| Usable resources                         | 381.5   | 440.7   | 429.8               |               |
| Uncommitted usable resources             | 277.5   | 346.8   | 352.2               |               |
| Forward commitment capacity (FCC)        | 243.7   | 306.8   | 272.6               |               |
| PRG Trust                                |         |         |                     |               |
| Total loan resources                     | 26.2    | 26.2    | 26.2                |               |
| Cumulative commitments, net              | 20.0    | 21.5    | 21.7                |               |
| Of which: Cumulative disbursements       | 19.1    | 20.1    | 20.2                |               |
| Uncommitted loan resources               | 6.2     | 4.7     | 4.5                 |               |
| <b>Financial Assistance</b>              |         |         |                     |               |
| GRA                                      |         |         |                     |               |
| Purchases (during period)                | 10.6    | 8.3     | 0.5                 |               |
| Of which: financed by NAB borrowings     | 7.9     | 6.3     | 0.3                 |               |
| Repurchases (during period)              | 25.5    | 26.6    | 3.0                 |               |
| Credit outstanding                       | 69.0    | 50.8    | 48.3                |               |
| Outstanding Fund borrowings              | 43.7    | 35.3    | 32.1                |               |
| PRG Trust                                |         |         |                     |               |
| Disbursements (during period)            | 0.5     | 1.0     | 0.1                 |               |
| Repayments (during period)               | 0.4     | 0.7     | 0.1                 |               |
| Credit outstanding                       | 6.3     | 6.6     | 6.5                 |               |
| HIPC (SDR millions)                      |         |         |                     |               |
| Number of countries                      | 36      | 36      | 36                  |               |
| Commitments (cumulative)                 | 2,421   | 2,421   | 2,421               |               |
| Disbursements (cumulative)               | 2,586   | 2,595   | 2,595               |               |
| Of which: Interim assistance             | 746     | 746     | 746                 |               |
| Completion point assistance              | 1,840   | 1,848   | 1,848               |               |
| Memo item: Beyond-HIPC assistance        | 116     | 116     | 116                 |               |
| MDRI (SDR millions)                      |         |         |                     |               |
| Number of countries                      | 30      | 30      | 30                  |               |
| Total Debt Relief (cumulative)           | 3,537   | 3,537   | 3,537               |               |
| Financed from: MDRI Trusts               | 2,867   | 2,867   | 2,867               |               |
| HIPC Umbrella Account                    | 670     | 670     | 670                 |               |
| CCR (SDR millions)                       |         |         |                     |               |
| Number of countries                      | 1       | 4       | 4                   |               |
| Total Debt Relief (cumulative)           | 178.1   | 246.1   | 246.1 <sup>2/</sup> |               |
| <b>Arrears</b>                           |         |         |                     |               |
| GRA                                      | 1.1     | 1.1     | 1.1                 |               |
| PRG Trust                                | 0.1     | 0.1     | 0.1                 |               |
| Trust Fund and other                     | 0.1     | 0.1     | 0.1                 |               |
| <b>Rates</b>                             |         |         |                     |               |
| US\$ per SDR                             | 1.44881 | 1.38573 | 1.40882             | <sup>3/</sup> |
| SDR interest rate (percent)              | 0.05    | 0.050   | 0.050               | <sup>3/</sup> |
| Rate of charge, adjusted (percent)       | 1.05    | 1.050   | 1.050               | <sup>3/</sup> |
| Rate of remuneration, adjusted (percent) | 0.05    | 0.044   | 0.046               | <sup>3/</sup> |

1/ -- indicates zero value, zero indicates amounts less than SDR 0.05 billion. Totals may not add due to rounding.

2/ Includes debt relief provided to Haiti on July 22, 2010 under the former Post-Catastrophe Debt Relief Trust and debt relief provided under the Catastrophe Containment and Relief (CCR) Trust to Liberia on February 24, 2015, Sierra Leone on March 3, 2015, and Guinea on March 19, 2015.

3/ As of the date of this report. Effective October 24, 2014, the rule for setting the SDR interest rate was amended, including changing the rounding convention to three decimal places. See explanatory notes.

**Table 2. Forward Commitment Capacity (FCC)  
as of March 31, 2016**

(In billions of SDRs)

(For definitions, see Attachment)

|   |              |               |
|---|--------------|---------------|
| I. Usable resources (a) + (b)                                 | 429.8        |               |
| (a) Fund quota resources                                      | 391.4        |               |
| (b) Fund borrowed resources                                   | 38.4         | <sup>1/</sup> |
| II. Undrawn balances under GRA lending commitments            | 77.6         |               |
| III. Uncommitted usable resources ( I - II )                  | 352.2        |               |
| IV. Repurchases one-year forward                              | 2.6          |               |
| V. Repayments of borrowed resources one-year forward          | 2.6          |               |
| VI. Prudential balance  | 79.6         |               |
| <b>VII. Forward commitment capacity ( III + IV - V - VI )</b> | <b>272.6</b> | <sup>2/</sup> |
| (a) Quota resources   | 272.6        |               |
| (b) NAB resources   | --           |               |

1/ Based on 1:1 NAB to quota resources ratio for financing drawings under Fund commitments approved during prior NAB activation periods.

2/ The FCC does not include additional effective bilateral agreements from members to boost IMF resources. These resources will only be counted towards the FCC once the associated resources are available for use by the IMF, as determined by the IMF Executive Board.

**Table 3a. Current Financial Arrangements (GRA)  
as of March 31, 2016**  
(In millions of SDRs, unless indicated otherwise) <sup>1/</sup>  
(For definitions, see Attachment)

| Member  | Effective Date | Expiration Date | Amount Agreed | Undrawn Balance | GRA Credit                |                     |
|---|----------------|-----------------|---------------|-----------------|---------------------------|---------------------|
|   |                |                 |               |                 | Outstanding <sup>2/</sup> | As percent of Quota |
| <i>Stand-by Arrangements</i>                    |                |                 |               |                 |                           |                     |
| <b>*Georgia</b>                                 | 7/30/14        | 7/29/17         | 100           | 20              | 80                        | 38                  |
| <b>*Honduras</b> <sup>3/</sup>                  | 12/3/14        | 12/2/17         | 78            | 78              | --                        | --                  |
| Kenya <sup>3/</sup>                             | 3/14/16        | 3/13/18         | 709           | 709             | --                        | --                  |
| <b>*Kosovo</b>                                  | 7/29/15        | 5/28/17         | 148           | 91              | 119                       | 144                 |
| <b>*Serbia</b> <sup>3/</sup>                    | 2/23/15        | 2/22/18         | 935           | 935             | 6                         | 1                   |
| 5 Arrangements                                  |                |                 | 1,970         | 1,834           | 205                       |                     |
| <i>Extended Fund Facility</i>                   |                |                 |               |                 |                           |                     |
| <b>*Albania</b>                                 | 2/28/14        | 2/27/17         | 295           | 115             | 183                       | 131                 |
| <b>*Armenia</b>                                 | 3/7/14         | 5/6/17          | 82            | 47              | 160                       | 124                 |
| <b>*Jamaica</b>                                 | 5/1/13         | 4/30/17         | 615           | 142             | 474                       | 124                 |
| <b>*Pakistan</b>                                | 9/4/13         | 9/3/16          | 4,393         | 433             | 3,960                     | 195                 |
| <b>*Seychelles</b>                              | 6/4/14         | 6/3/17          | 11            | 5               | 30                        | 133                 |
| <b>*Ukraine</b>                                 | 3/11/15        | 3/10/19         | 12,348        | 7,620           | 7,701                     | 383                 |
| 6 Arrangements                                  |                |                 | 17,745        | 8,361           | 12,508                    |                     |
| <i>Flexible Credit Line</i>                     |                |                 |               |                 |                           |                     |
| <b>*Colombia</b> <sup>3/</sup>                  | 6/17/15        | 6/16/17         | 3,870         | 3,870           | --                        | --                  |
| <b>*Mexico</b> <sup>3/</sup>                    | 11/26/14       | 11/25/16        | 47,292        | 47,292          | 0                         | 0                   |
| <b>*Poland</b> <sup>3/</sup>                    | 1/14/15        | 1/13/17         | 13,000        | 13,000          | --                        | 0                   |
| 3 Arrangements                                  |                |                 | 64,162        | 64,162          | --                        |                     |
| <i>Precautionary and Liquidity Line</i>         |                |                 |               |                 |                           |                     |
| <b>*Morocco</b> <sup>3/</sup>                   | 7/28/14        | 7/27/16         | 3,235         | 3,235           | --                        | --                  |
| 1 Arrangement                                   |                |                 | 3,235         | 3,235           | --                        |                     |
| Total 15 GRA Arrangements <sup>4/</sup>         |                |                 | 87,112        | 77,592          | 12,712                    |                     |
| Of which NAB eligible commitments               |                |                 | 86,403        | 76,882          |                           |                     |
| Memo item: Members without current arrangements |                |                 |               |                 | 35,576                    |                     |
| Total credit outstanding                        |                |                 |               |                 | 48,288                    |                     |

\* Indicates members (in bold) with arrangements approved during a NAB activation period.

1/ -- Indicates zero value, zero indicates amounts less than SDR 0.5 million. Totals may not add due to rounding.

2/ Includes credit outstanding under the member's expired arrangements.

3/ Treated as precautionary by the authorities upon approval of the program.

4/ Excluding financing under the Rapid Financing Instrument.

**Table 3b. Current Financial Arrangements (PRGT)  
as of March 31, 2016**

(In millions of SDRs, unless indicated otherwise)<sup>1/</sup>

(For definitions, see Attachment)

| Member  | Effective Date | Expiration Date | Amount Agreed | Undrawn Balance | PRGT Loans                |                     |
|---|----------------|-----------------|---------------|-----------------|---------------------------|---------------------|
|   |                |                 |               |                 | Outstanding <sup>2/</sup> | As percent of Quota |
| <i>Extended Credit Facility</i>                 |                |                 |               |                 |                           |                     |
| Burkina Faso                                    | 12/27/13       | 12/26/16        | 51            | 23              | 145                       | 120                 |
| Chad  | 8/1/14         | 7/31/17         | 107           | 53              | 45                        | 32                  |
| Ghana   | 4/3/15         | 4/2/18          | 664           | 415             | 619                       | 84                  |
| Grenada   | 6/26/14        | 6/25/17         | 14            | 6               | 21                        | 127                 |
| Guinea  | 2/24/12        | 10/31/16        | 174           | 18              | 161                       | 75                  |
| Guinea-Bissau                                   | 7/10/15        | 7/9/18          | 17            | 14              | 14                        | 48                  |
| Haiti   | 5/18/15        | 5/17/18         | 49            | 42              | 47                        | 58                  |
| Kyrgyz Republic                                 | 4/8/15         | 4/7/18          | 67            | 48              | 134                       | 150                 |
| Liberia   | 11/19/12       | 12/31/16        | 84            | 15              | 116                       | 45                  |
| Malawi  | 7/23/12        | 5/22/16         | 104           | 39              | 112                       | 81                  |
| Mali  | 12/18/13       | 12/17/16        | 30            | 8               | 94                        | 51                  |
| Niger   | 3/16/12        | 12/31/16        | 120           | 25              | 107                       | 81                  |
| Sao Tome-Principe                               | 7/13/15        | 7/12/18         | 4             | 4               | 3                         | 20                  |
| Sierra Leone                                    | 10/21/13       | 10/20/16        | 187           | 49              | 183                       | 88                  |
| Yemen   | 9/2/14         | 9/1/17          | 365           | 317             | 141                       | 29                  |
| 15 Arrangements                                 |                |                 | 2,037         | 1,075           | 1,941                     |                     |
| <i>Standby Credit Facility</i>                  |                |                 |               |                 |                           |                     |
| <i>Honduras 2/</i>                              |                |                 |               |                 |                           |                     |
| Honduras <sup>3/</sup>                          | 12/3/14        | 12/2/16         | 52            | 52              | --                        | --                  |
| Kenya <sup>3/</sup>                             | 3/14/16        | 3/13/18         | 355           | 355             | 610                       | 112                 |
| Mozambique                                      | 12/18/15       | 6/17/17         | 204           | 119             | 170                       | 75                  |
| 3 Arrangements                                  |                |                 | 611           | 526             | 780                       |                     |
| Total 18 PRGT Arrangements <sup>4/</sup>        |                |                 | 2,648         | 1,600           | 2,720                     |                     |
| Memo Item : Members without Current Arrangement |                |                 |               |                 | 3,814                     |                     |
| Total credit outstanding                        |                |                 |               |                 | 6,534                     |                     |

1/ -- Indicates zero value, zero indicates amounts less than SDR 0.5 million. Totals may not add due to rounding.

2/ Includes credit outstanding under the member's expired arrangements.

3/ Treated as precautionary by the authorities upon approval of the program.

4/ Excluding financing under the Rapid Credit Facility.

**Table 4. Status of Commitments of IMF HIPC Assistance  
as of March 31, 2016**  
(In millions of SDRs) <sup>1/</sup>  
(For definitions, see Attachment)

| Member                             | Decision Point | Completion Point | Amount Committed   | Amount Disbursed <sup>2/</sup> |
|------------------------------------|----------------|------------------|--------------------|--------------------------------|
| Under the Original HIPC Initiative |                |                  |                    |                                |
| Bolivia                            | Sep. 1997      | Sep. 1998        | 21.2               | 21.2                           |
| Burkina Faso                       | Sep. 1997      | Jul. 2000        | 16.3               | 16.3                           |
| Côte d'Ivoire                      | Mar. 1998      | --               | 16.7 <sup>3/</sup> | --                             |
| Guyana                             | Dec. 1997      | May. 1999        | 25.6               | 25.6                           |
| Mali                               | Sep. 1998      | Sep. 2000        | 10.8               | 10.8                           |
| Mozambique                         | Apr. 1998      | Jun. 1999        | 93.2               | 93.2                           |
| Uganda                             | Apr. 1997      | Apr. 1998        | 51.5               | 51.5                           |
| Total Original HIPC                |                |                  | 235.3              | 218.6                          |
| Under the Enhanced HIPC Initiative |                |                  |                    |                                |
| Afghanistan                        | Jul. 2007      | Jan. 2010        | -- <sup>4/</sup>   | --                             |
| Benin                              | Jul. 2000      | Mar. 2003        | 18.4               | 20.1                           |
| Bolivia                            | Feb. 2000      | Jun. 2001        | 41.1               | 44.2                           |
| Burkina Faso                       | Jul. 2000      | Apr. 2002        | 27.7               | 29.7                           |
| Burundi                            | Aug. 2005      | Jan. 2009        | 19.3               | 22.4                           |
| Cameroon                           | Oct. 2000      | Apr. 2006        | 28.6               | 33.7                           |
| Central African Republic           | Sep. 2007      | Jun. 2009        | 17.2               | 18.1                           |
| Chad                               | May. 2001      | Apr. 2015        | 14.3               | 17.0                           |
| Comoros                            | Jul. 2010      | Dec. 2012        | 2.9                | 3.0                            |
| Congo, Dem. Rep. of                | Jul. 2003      | Jul. 2010        | 280.3              | 330.7                          |
| Congo, Rep. of                     | Mar. 2006      | Jan. 2010        | 5.4                | 6.3                            |
| Côte d'Ivoire                      | Apr. 2009      | Jun. 2012        | 25.9               | 26.4                           |
| Ethiopia                           | Nov. 2001      | Apr. 2004        | 45.1               | 46.7                           |
| Gambia, The                        | Dec. 2000      | Dec. 2007        | 1.8                | 2.3                            |
| Ghana                              | Feb. 2002      | Jul. 2004        | 90.1               | 94.3                           |
| Guinea                             | Dec. 2000      | Sep. 2012        | 27.8               | 35.3                           |
| Guinea-Bissau                      | Dec. 2000      | Dec. 2010        | 9.2                | 9.4                            |
| Guyana                             | Nov. 2000      | Dec. 2003        | 31.1               | 34.0                           |
| Haiti                              | Nov. 2006      | Jun. 2009        | 2.1                | 2.3                            |
| Honduras                           | Jun. 2000      | Apr. 2005        | 22.7               | 26.4                           |
| Liberia                            | Mar. 2008      | Jun. 2010        | 440.9              | 451.9 <sup>5/</sup>            |
| Madagascar                         | Dec. 2000      | Oct. 2004        | 14.7               | 16.4                           |
| Malawi                             | Dec. 2000      | Aug. 2006        | 33.4               | 37.2                           |
| Mali                               | Sep. 2000      | Mar. 2003        | 34.7               | 38.5                           |
| Mauritania                         | Feb. 2000      | Jun. 2002        | 34.8               | 38.4                           |
| Mozambique                         | Apr. 2000      | Sep. 2001        | 13.7               | 14.8                           |
| Nicaragua                          | Dec. 2000      | Jan. 2004        | 63.5               | 71.2                           |
| Niger                              | Dec. 2000      | Apr. 2004        | 31.2               | 34.0                           |
| Rwanda                             | Dec. 2000      | Apr. 2005        | 46.8               | 50.6                           |
| Sao Tome and Principe              | Dec. 2000      | Mar. 2007        | 0.8                | 0.9                            |
| Senegal                            | Jun. 2000      | Apr. 2004        | 33.8               | 38.4                           |
| Sierra Leone                       | Mar. 2002      | Dec. 2006        | 100.0              | 106.6                          |
| Tanzania                           | Apr. 2000      | Nov. 2001        | 89.0               | 96.4                           |
| Togo                               | Nov. 2008      | Dec. 2010        | 0.2                | 0.2                            |
| Uganda                             | Feb. 2000      | May. 2000        | 68.1               | 70.2                           |
| Zambia                             | Dec. 2000      | Apr. 2005        | 468.8              | 508.3                          |
| Total Enhanced HIPC                |                |                  | 2,185.3            | 2,376.0                        |
| <b>Grand Total</b>                 |                |                  | <b>2,420.6</b>     | <b>2,594.6</b>                 |

1/ -- indicates zero value. Totals may not add due to rounding.

2/ Includes interest on amounts committed under the Enhanced HIPC Initiative.

3/ Equivalent to the committed amount of US \$22.5 million at decision point exchange rates (3/17/98).

4/ At the time of its decision point, Afghanistan did not have any outstanding eligible debt.

5/ Does not include beyond-HIPC assistance of SDR 116.2 million.

**Table 5. Status of Multilateral Debt Relief Initiative Assistance  
as of March 31, 2016 1/**

(In millions of SDRs) <sup>2/</sup>

(For definitions, see Attachment)

| Member                   | Delivery Date                     | Eligible Debt     |                |                |
|--------------------------|-----------------------------------|-------------------|----------------|----------------|
|                          |                                   | GRA <sup>3/</sup> | PRGT           | Total          |
| Benin                    | 01/06/06                          | --                | 36.1           | 36.1           |
| Bolivia                  | 01/06/06                          | 89.8              | 71.2           | 160.9          |
| Burkina Faso             | 01/06/06                          | --                | 62.1           | 62.1           |
| Burundi                  | 02/02/09                          | --                | 26.4           | 26.4           |
| Cambodia                 | 01/06/06                          | --                | 56.8           | 56.8           |
| Cameroon                 | 04/28/06                          | --                | 173.3          | 173.3          |
| Central African Republic | 07/02/09                          | --                | 4.0            | 4.0            |
| Congo, Dem. Rep. of      | 07/06/10                          | --                | 248.1          | 248.1          |
| Congo, Rep. of           | 01/28/10                          | --                | 7.9            | 7.9            |
| Ethiopia                 | 01/06/06                          | --                | 112.1          | 112.1          |
| Gambia, The              | 12/20/07                          | --                | 9.4            | 9.4            |
| Ghana                    | 01/06/06                          | --                | 265.4          | 265.4          |
| Guinea-Bissau            | 12/17/10                          | --                | 0.5            | 0.5            |
| Guyana                   | 01/06/06                          | --                | 45.1           | 45.1           |
| Honduras                 | 01/06/06                          | --                | 107.5          | 107.5          |
| Madagascar               | 01/06/06                          | --                | 137.3          | 137.3          |
| Malawi                   | 09/01/06 - 12/19/06 <sup>4/</sup> | 10.8              | 27.0           | 37.9           |
| Mali                     | 01/06/06                          | --                | 75.1           | 75.1           |
| Mauritania               | 06/22/06                          | --                | 32.9           | 32.9           |
| Mozambique               | 01/06/06                          | --                | 106.6          | 106.6          |
| Nicaragua                | 01/06/06                          | --                | 140.5          | 140.5          |
| Niger                    | 01/06/06                          | --                | 77.6           | 77.6           |
| Rwanda                   | 01/06/06                          | --                | 52.7           | 52.7           |
| Sao Tome and Principe    | 03/19/07 - 12/28/07 <sup>5/</sup> | --                | 1.4            | 1.4            |
| Senegal                  | 01/06/06                          | --                | 100.3          | 100.3          |
| Sierra Leone             | 12/18/06                          | --                | 117.3          | 117.3          |
| Tajikistan               | 01/06/06                          | --                | 69.3           | 69.3           |
| Tanzania                 | 01/06/06                          | --                | 234.0          | 234.0          |
| Uganda                   | 01/06/06                          | --                | 87.7           | 87.7           |
| Zambia                   | 01/06/06                          | --                | 402.6          | 402.6          |
| <b>Total 4/</b>          |                                   | <b>100.6</b>      | <b>2,888.1</b> | <b>2,988.7</b> |

1/ MDRI debt relief operations have officially ceased, as the Executive Board approved the liquidation of the MDRI-I and MDRI-II Trusts effective February 4, 2015 and August 1, 2015, respectively.

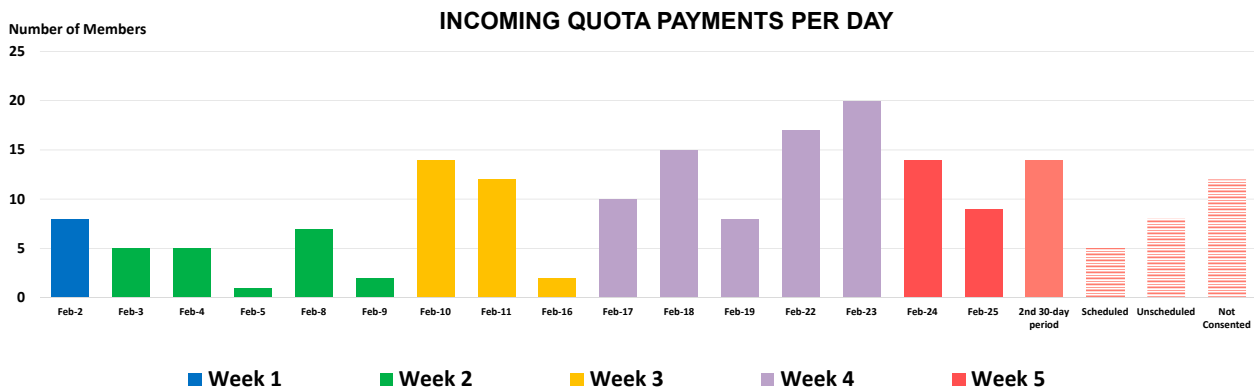
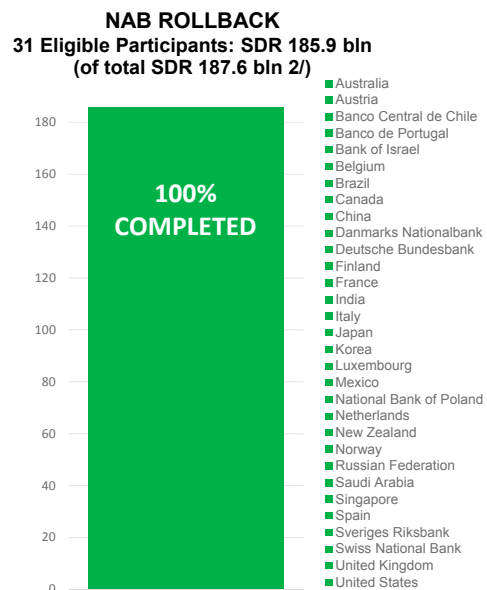
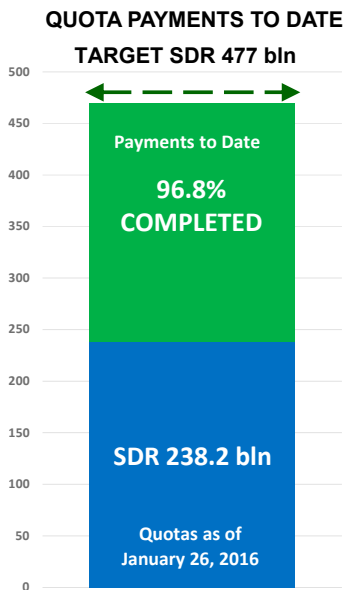
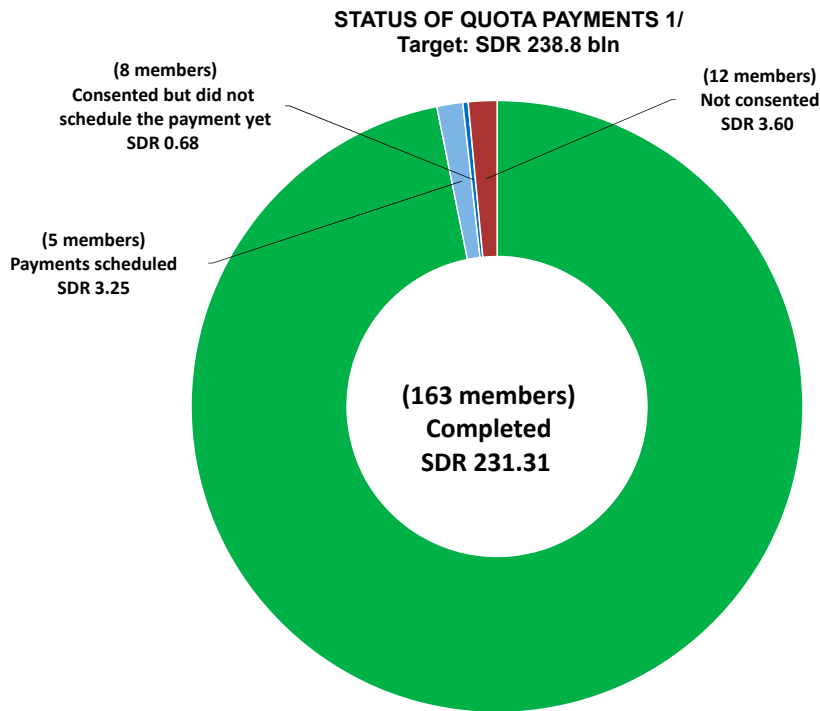
2/ Excluding HIPC and Beyond-HIPC assistance of SDR 548.5 million provided to Liberia in June 2010.

3/ -- indicates zero value. Totals may not add due to rounding.

4/ MDRI assistance to Malawi was delivered in September 2006. Following the receipt of satisfactory financing assurances from other creditors, Malawi received additional MDRI assistance financed from HIPC topping-up assistance in December 2006.

5/ MDRI assistance to São Tomé and Príncipe was delivered in March 2007. Following the receipt of satisfactory financing assurances from other creditors, São Tomé and Príncipe received additional MDRI assistance financed from HIPC topping-up assistance in December 2007.

**Figure 1. 14th REVIEW QUOTA INCREASES - STATUS OF IMPLEMENTATION AS OF APRIL 1, 2016**  
 (In billions of SDRs, unless otherwise indicated)



1/ Including protracted arrears cases (Somalia and Sudan). A member may not consent or pay quota increases unless it is current on its obligations to the GRA.

2/ Greece and Ireland (with NAB rollback totaling SDR 1.7 billion) have not adhered to the NAB Decision.

**Table 6. Status of Implementation of the 14th General Review of Quotas**  
(In millions of SDRs, as of April 1, 2016)

| #   | Member                                 | Quota as of<br>26-Jan-16 | New<br>Quota | Quota<br>Increase | Reserve<br>Asset<br>Payment | Local<br>Currency<br>Portion | Payment<br>Date |
|---|--|--------------------------|--------------|-------------------|-----------------------------|------------------------------|-----------------|
| <b>I. Countries with quota payments completed</b> |  |                          |              |                   |                             |                              |                 |
| 1   | Chile                                  | 856.1                    | 1,744.3      | 888.20            | 222.050                     | 666.150                      | 2-Feb-16        |
| 2   | Hungary                                | 1,038.4                  | 1,940.0      | 901.60            | 225.400                     | 676.200                      | 2-Feb-16        |
| 3   | Macedonia, former Yugoslav Republic of | 68.9                     | 140.3        | 71.40             | 17.850                      | 53.550                       | 2-Feb-16        |
| 4   | Pakistan                               | 1,033.7                  | 2,031.0      | 997.30            | 249.325                     | 747.975                      | 2-Feb-16        |
| 5   | Poland                                 | 1,688.4                  | 4,095.4      | 2,407.00          | 601.750                     | 1,805.250                    | 2-Feb-16        |
| 6   | Portugal                               | 1,029.7                  | 2,060.1      | 1,030.40          | 257.600                     | 772.800                      | 2-Feb-16        |
| 7   | Romania                                | 1,030.2                  | 1,811.4      | 781.20            | 195.300                     | 585.900                      | 2-Feb-16        |
| 8   | Switzerland                            | 3,458.5                  | 5,771.1      | 2,312.60          | 578.150                     | 1,734.450                    | 2-Feb-16        |
| 9   | Greece                                 | 1,101.8                  | 2,428.9      | 1,327.10          | 331.775                     | 995.325                      | 3-Feb-16        |
| 10  | Netherlands                            | 5,162.4                  | 8,736.5      | 3,574.10          | 893.525                     | 2,680.575                    | 3-Feb-16        |
| 11  | San Marino                             | 22.4                     | 49.2         | 26.80             | 6.700                       | 20.100                       | 3-Feb-16        |
| 12  | Seychelles                             | 10.9                     | 22.9         | 12.00             | 3.000                       | 9.000                        | 3-Feb-16        |
| 13  | Uruguay                                | 306.5                    | 429.1        | 122.60            | 30.650                      | 91.950                       | 3-Feb-16        |
| 14  | Comoros                                | 8.9                      | 17.8         | 8.90              | 2.225                       | 6.675                        | 4-Feb-16        |
| 15  | Ethiopia                               | 133.7                    | 300.7        | 167.00            | 41.750                      | 125.250                      | 4-Feb-16        |
| 16  | Malawi                                 | 69.4                     | 138.8        | 69.40             | 17.350                      | 52.050                       | 4-Feb-16        |
| 17  | Swaziland                              | 50.7                     | 78.5         | 27.80             | 6.950                       | 20.850                       | 4-Feb-16        |
| 18  | Sweden                                 | 2,395.5                  | 4,430.0      | 2,034.50          | 508.625                     | 1,525.875                    | 4-Feb-16        |
| 19  | Dominica                               | 8.2                      | 11.5         | 3.30              | 0.825                       | 2.475                        | 5-Feb-16        |
| 20  | Australia                              | 3,236.4                  | 6,572.4      | 3,336.00          | 834.000                     | 2,502.000                    | 8-Feb-16        |
| 21  | Botswana                               | 87.8                     | 197.2        | 109.40            | 27.350                      | 82.050                       | 8-Feb-16        |
| 22  | Djibouti                               | 15.9                     | 31.8         | 15.90             | 3.975                       | 11.925                       | 8-Feb-16        |
| 23  | Iceland                                | 117.6                    | 321.8        | 204.20            | 51.050                      | 153.150                      | 8-Feb-16        |
| 24  | Montenegro                             | 27.5                     | 60.5         | 33.00             | 8.250                       | 24.750                       | 8-Feb-16        |
| 25  | Turkmenistan                           | 75.2                     | 238.6        | 163.40            | 40.850                      | 122.550                      | 8-Feb-16        |
| 26  | Ukraine                                | 1,372.0                  | 2,011.8      | 639.80            | 159.950                     | 479.850                      | 8-Feb-16        |
| 27  | Israel                                 | 1,061.1                  | 1,920.9      | 859.80            | 214.950                     | 644.850                      | 9-Feb-16        |
| 28  | Jamaica                                | 273.5                    | 382.9        | 109.40            | 27.350                      | 82.050                       | 9-Feb-16        |
| 29  | Bahamas, The                           | 130.3                    | 182.4        | 52.10             | 13.025                      | 39.075                       | 10-Feb-16       |
| 30  | Barbados                               | 67.5                     | 94.5         | 27.00             | 6.750                       | 20.250                       | 10-Feb-16       |
| 31  | Cambodia                               | 87.5                     | 175.0        | 87.50             | 21.875                      | 65.625                       | 10-Feb-16       |
| 32  | Canada                                 | 6,369.2                  | 11,023.9     | 4,654.70          | 1,163.675                   | 3,491.025                    | 10-Feb-16       |
| 33  | Chad                                   | 66.6                     | 140.2        | 73.60             | 18.400                      | 55.200                       | 10-Feb-16       |
| 34  | Colombia                               | 774.0                    | 2,044.5      | 1,270.50          | 317.625                     | 952.875                      | 10-Feb-16       |
| 35  | Estonia                                | 93.9                     | 243.6        | 149.70            | 37.425                      | 112.275                      | 10-Feb-16       |
| 36  | Gabon                                  | 154.3                    | 216.0        | 61.70             | 15.425                      | 46.275                       | 10-Feb-16       |
| 37  | Japan                                  | 15,628.5                 | 30,820.5     | 15,192.00         | 3,798.000                   | 11,394.000                   | 10-Feb-16       |
| 38  | Jordan                                 | 170.5                    | 343.1        | 172.60            | 43.150                      | 129.450                      | 10-Feb-16       |
| 39  | Lithuania                              | 183.9                    | 441.6        | 257.70            | 64.425                      | 193.275                      | 10-Feb-16       |
| 40  | Myanmar                                | 258.4                    | 516.8        | 258.40            | 64.600                      | 193.800                      | 10-Feb-16       |
| 41  | Peru                                   | 638.4                    | 1,334.5      | 696.10            | 174.025                     | 522.075                      | 10-Feb-16       |
| 42  | Serbia                                 | 467.7                    | 654.8        | 187.10            | 46.775                      | 140.325                      | 10-Feb-16       |
| 43  | Albania                                | 60.0                     | 139.3        | 79.30             | 19.825                      | 59.475                       | 11-Feb-16       |
| 44  | Antigua and Barbuda                    | 13.5                     | 20.0         | 6.50              | 1.625                       | 4.875                        | 11-Feb-16       |
| 45  | Belize                                 | 18.8                     | 26.7         | 7.90              | 1.975                       | 5.925                        | 11-Feb-16       |
| 46  | Cyprus                                 | 158.2                    | 303.8        | 145.60            | 36.400                      | 109.200                      | 11-Feb-16       |
| 47  | Denmark                                | 1,891.4                  | 3,439.4      | 1,548.00          | 387.000                     | 1,161.000                    | 11-Feb-16       |
| 48  | Georgia                                | 150.3                    | 210.4        | 60.10             | 15.025                      | 45.075                       | 11-Feb-16       |
| 49  | Guinea                                 | 107.1                    | 214.2        | 107.10            | 26.775                      | 80.325                       | 11-Feb-16       |
| 50  | Guyana                                 | 90.9                     | 181.8        | 90.90             | 22.725                      | 68.175                       | 11-Feb-16       |



| #   | Member                         | Quota as of<br>26-Jan-16 | New<br>Quota | Quota<br>Increase | Reserve<br>Asset<br>Payment | Local<br>Currency<br>Portion | Payment<br>Date |
|-----|--------------------------------|--------------------------|--------------|-------------------|-----------------------------|------------------------------|-----------------|
| 51  | Mauritius                      | 101.6                    | 142.2        | 40.60             | 10.150                      | 30.450                       | 11-Feb-16       |
| 52  | Morocco                        | 588.2                    | 894.4        | 306.20            | 76.550                      | 229.650                      | 11-Feb-16       |
| 53  | Spain                          | 4,023.4                  | 9,535.5      | 5,512.10          | 1,378.025                   | 4,134.075                    | 11-Feb-16       |
| 54  | United States                  | 42,122.4                 | 82,994.2     | 40,871.80         | 10,217.950                  | 30,653.850                   | 11-Feb-16       |
| 55  | Mexico                         | 3,625.7                  | 8,912.7      | 5,287.00          | 1,321.750                   | 3,965.250                    | 16-Feb-16       |
| 56  | São Tomé and Príncipe          | 7.4                      | 14.8         | 7.40              | 1.850                       | 5.550                        | 16-Feb-16       |
| 57  | Brunei Darussalam              | 215.2                    | 301.3        | 86.10             | 21.525                      | 64.575                       | 17-Feb-16       |
| 58  | Liberia                        | 129.2                    | 258.4        | 129.20            | 32.300                      | 96.900                       | 17-Feb-16       |
| 59  | Moldova                        | 123.2                    | 172.5        | 49.30             | 12.325                      | 36.975                       | 17-Feb-16       |
| 60  | Nicaragua                      | 130.0                    | 260.0        | 130.00            | 32.500                      | 97.500                       | 17-Feb-16       |
| 61  | Niger                          | 65.8                     | 131.6        | 65.80             | 16.450                      | 49.350                       | 17-Feb-16       |
| 62  | Norway                         | 1,883.7                  | 3,754.7      | 1,871.00          | 467.750                     | 1,403.250                    | 17-Feb-16       |
| 63  | Russian Federation             | 5,945.4                  | 12,903.7     | 6,958.30          | 1,739.575                   | 5,218.725                    | 17-Feb-16       |
| 64  | Sri Lanka                      | 413.4                    | 578.8        | 165.40            | 41.350                      | 124.050                      | 17-Feb-16       |
| 65  | St. Vincent and the Grenadines | 8.3                      | 11.7         | 3.40              | 0.850                       | 2.550                        | 17-Feb-16       |
| 66  | Tunisia                        | 286.5                    | 545.2        | 258.70            | 64.675                      | 194.025                      | 17-Feb-16       |
| 67  | Belarus                        | 386.4                    | 681.5        | 295.10            | 73.775                      | 221.325                      | 18-Feb-16       |
| 68  | Brazil                         | 4,250.5                  | 11,042.0     | 6,791.50          | 1,697.875                   | 5,093.625                    | 18-Feb-16       |
| 69  | Central African Republic       | 55.7                     | 111.4        | 55.70             | 13.925                      | 41.775                       | 18-Feb-16       |
| 70  | Egypt                          | 943.7                    | 2,037.1      | 1,093.40          | 273.350                     | 820.050                      | 18-Feb-16       |
| 71  | India                          | 5,821.5                  | 13,114.4     | 7,292.90          | 1,823.225                   | 5,469.675                    | 18-Feb-16       |
| 72  | Italy                          | 7,882.3                  | 15,070.0     | 7,187.70          | 1,796.925                   | 5,390.775                    | 18-Feb-16       |
| 73  | Korea                          | 3,366.4                  | 8,582.7      | 5,216.30          | 1,304.075                   | 3,912.225                    | 18-Feb-16       |
| 74  | Kosovo                         | 59.0                     | 82.6         | 23.60             | 5.900                       | 17.700                       | 18-Feb-16       |
| 75  | Malaysia                       | 1,773.9                  | 3,633.8      | 1,859.90          | 464.975                     | 1,394.925                    | 18-Feb-16       |
| 76  | Malta                          | 102.0                    | 168.3        | 66.30             | 16.575                      | 49.725                       | 18-Feb-16       |
| 77  | Philippines                    | 1,019.3                  | 2,042.9      | 1,023.60          | 255.900                     | 767.700                      | 18-Feb-16       |
| 78  | Samoa                          | 11.6                     | 16.2         | 4.60              | 1.150                       | 3.450                        | 18-Feb-16       |
| 79  | Senegal                        | 161.8                    | 323.6        | 161.80            | 40.450                      | 121.350                      | 18-Feb-16       |
| 80  | Togo                           | 73.4                     | 146.8        | 73.40             | 18.350                      | 55.050                       | 18-Feb-16       |
| 81  | Turkey                         | 1,455.8                  | 4,658.6      | 3,202.80          | 800.700                     | 2,402.100                    | 18-Feb-16       |
| 82  | Belgium                        | 4,605.2                  | 6,410.7      | 1,805.50          | 451.375                     | 1,354.125                    | 19-Feb-16       |
| 83  | Bhutan                         | 6.3                      | 20.4         | 14.10             | 3.525                       | 10.575                       | 19-Feb-16       |
| 84  | Ghana                          | 369.0                    | 738.0        | 369.00            | 92.250                      | 276.750                      | 19-Feb-16       |
| 85  | Ireland                        | 1,257.6                  | 3,449.9      | 2,192.30          | 548.075                     | 1,644.225                    | 19-Feb-16       |
| 86  | Mauritania                     | 64.4                     | 128.8        | 64.40             | 16.100                      | 48.300                       | 19-Feb-16       |
| 87  | New Zealand                    | 894.6                    | 1,252.1      | 357.50            | 89.375                      | 268.125                      | 19-Feb-16       |
| 88  | Paraguay                       | 99.9                     | 201.4        | 101.50            | 25.375                      | 76.125                       | 19-Feb-16       |
| 89  | Thailand                       | 1,440.5                  | 3,211.9      | 1,771.40          | 442.850                     | 1,328.550                    | 19-Feb-16       |
| 90  | Bulgaria                       | 640.2                    | 896.3        | 256.10            | 64.025                      | 192.075                      | 22-Feb-16       |
| 91  | Costa Rica                     | 164.1                    | 369.4        | 205.30            | 51.325                      | 153.975                      | 22-Feb-16       |
| 92  | Fiji, Republic of              | 70.3                     | 98.4         | 28.10             | 7.025                       | 21.075                       | 22-Feb-16       |
| 93  | Kazakhstan                     | 427.8                    | 1,158.4      | 730.60            | 182.650                     | 547.950                      | 22-Feb-16       |
| 94  | Latvia                         | 142.1                    | 332.3        | 190.20            | 47.550                      | 142.650                      | 22-Feb-16       |
| 95  | Maldives                       | 10.0                     | 21.2         | 11.20             | 2.800                       | 8.400                        | 22-Feb-16       |
| 96  | Mali                           | 93.3                     | 186.6        | 93.30             | 23.325                      | 69.975                       | 22-Feb-16       |
| 97  | Nigeria                        | 1,753.2                  | 2,454.5      | 701.30            | 175.325                     | 525.975                      | 22-Feb-16       |
| 98  | Oman                           | 237.0                    | 544.4        | 307.40            | 76.850                      | 230.550                      | 22-Feb-16       |
| 99  | Saudi Arabia                   | 6,985.5                  | 9,992.6      | 3,007.10          | 751.775                     | 2,255.325                    | 22-Feb-16       |
| 100 | Slovak Republic                | 427.5                    | 1,001.0      | 573.50            | 143.375                     | 430.125                      | 22-Feb-16       |
| 101 | Slovenia                       | 275.0                    | 586.5        | 311.50            | 77.875                      | 233.625                      | 22-Feb-16       |
| 102 | South Africa                   | 1,868.5                  | 3,051.2      | 1,182.70          | 295.675                     | 887.025                      | 22-Feb-16       |
| 103 | South Sudan                    | 123.0                    | 246.0        | 123.00            | 30.750                      | 92.250                       | 22-Feb-16       |
| 104 | Suriname                       | 92.1                     | 128.9        | 36.80             | 9.200                       | 27.600                       | 22-Feb-16       |

| #   | Member                            | Quota as of<br>26-Jan-16 | New<br>Quota | Quota<br>Increase | Reserve<br>Asset<br>Payment | Local<br>Currency<br>Portion | Payment<br>Date |
|-----|-----------------------------------|--------------------------|--------------|-------------------|-----------------------------|------------------------------|-----------------|
| 105 | Tanzania                          | 198.9                    | 397.8        | 198.90            | 49.725                      | 149.175                      | 22-Feb-16       |
| 106 | Uganda                            | 180.5                    | 361.0        | 180.50            | 45.125                      | 135.375                      | 22-Feb-16       |
| 107 | Algeria                           | 1,254.7                  | 1,959.9      | 705.20            | 176.300                     | 528.900                      | 23-Feb-16       |
| 108 | Austria                           | 2,113.9                  | 3,932.0      | 1,818.10          | 454.525                     | 1,363.575                    | 23-Feb-16       |
| 109 | Benin                             | 61.9                     | 123.8        | 61.90             | 15.475                      | 46.425                       | 23-Feb-16       |
| 110 | Burkina Faso                      | 60.2                     | 120.4        | 60.20             | 15.050                      | 45.150                       | 23-Feb-16       |
| 111 | Burundi                           | 77.0                     | 154.0        | 77.00             | 19.250                      | 57.750                       | 23-Feb-16       |
| 112 | China                             | 9,525.9                  | 30,482.9     | 20,957.00         | 5,239.250                   | 15,717.750                   | 23-Feb-16       |
| 113 | Cote d'Ivoire                     | 325.2                    | 650.4        | 325.20            | 81.300                      | 243.900                      | 23-Feb-16       |
| 114 | Croatia                           | 365.1                    | 717.4        | 352.30            | 88.075                      | 264.225                      | 23-Feb-16       |
| 115 | Czech Republic                    | 1,002.2                  | 2,180.2      | 1,178.00          | 294.500                     | 883.500                      | 23-Feb-16       |
| 116 | Dominican Republic                | 218.9                    | 477.4        | 258.50            | 64.625                      | 193.875                      | 23-Feb-16       |
| 117 | France                            | 10,738.5                 | 20,155.1     | 9,416.60          | 2,354.150                   | 7,062.450                    | 23-Feb-16       |
| 118 | Gambia, The                       | 31.1                     | 62.2         | 31.10             | 7.775                       | 23.325                       | 23-Feb-16       |
| 119 | Guinea-Bissau                     | 14.2                     | 28.4         | 14.20             | 3.550                       | 10.650                       | 23-Feb-16       |
| 120 | Honduras                          | 129.5                    | 249.8        | 120.30            | 30.075                      | 90.225                       | 23-Feb-16       |
| 121 | Kuwait                            | 1,381.1                  | 1,933.5      | 552.40            | 138.100                     | 414.300                      | 23-Feb-16       |
| 122 | Rwanda                            | 80.1                     | 160.2        | 80.10             | 20.025                      | 60.075                       | 23-Feb-16       |
| 123 | Timor-Leste                       | 10.8                     | 25.6         | 14.80             | 3.700                       | 11.100                       | 23-Feb-16       |
| 124 | Trinidad and Tobago               | 335.6                    | 469.8        | 134.20            | 33.550                      | 100.650                      | 23-Feb-16       |
| 125 | United Kingdom                    | 10,738.5                 | 20,155.1     | 9,416.60          | 2,354.150                   | 7,062.450                    | 23-Feb-16       |
| 126 | Zambia                            | 489.1                    | 978.2        | 489.10            | 122.275                     | 366.825                      | 23-Feb-16       |
| 127 | Bangladesh                        | 533.3                    | 1,066.6      | 533.30            | 133.325                     | 399.975                      | 24-Feb-16       |
| 128 | Finland                           | 1,263.8                  | 2,410.6      | 1,146.80          | 286.700                     | 860.100                      | 24-Feb-16       |
| 129 | Guatemala                         | 210.2                    | 428.6        | 218.40            | 54.600                      | 163.800                      | 24-Feb-16       |
| 130 | Indonesia                         | 2,079.3                  | 4,648.4      | 2,569.10          | 642.275                     | 1,926.825                    | 24-Feb-16       |
| 131 | Iran, Islamic Republic of         | 1,497.2                  | 3,567.1      | 2,069.90          | 517.475                     | 1,552.425                    | 24-Feb-16       |
| 132 | Libya                             | 1,123.7                  | 1,573.2      | 449.50            | 112.375                     | 337.125                      | 24-Feb-16       |
| 133 | Luxembourg                        | 418.7                    | 1,321.8      | 903.10            | 225.775                     | 677.325                      | 24-Feb-16       |
| 134 | Mongolia                          | 51.1                     | 72.3         | 21.20             | 5.300                       | 15.900                       | 24-Feb-16       |
| 135 | Namibia                           | 136.5                    | 191.1        | 54.60             | 13.650                      | 40.950                       | 24-Feb-16       |
| 136 | Nepal                             | 71.3                     | 156.9        | 85.60             | 21.400                      | 64.200                       | 24-Feb-16       |
| 137 | Qatar                             | 302.6                    | 735.1        | 432.50            | 108.125                     | 324.375                      | 24-Feb-16       |
| 138 | Singapore                         | 1,408.0                  | 3,891.9      | 2,483.90          | 620.975                     | 1,862.925                    | 24-Feb-16       |
| 139 | St. Lucia                         | 15.3                     | 21.4         | 6.10              | 1.525                       | 4.575                        | 24-Feb-16       |
| 140 | Tonga                             | 6.9                      | 13.8         | 6.90              | 1.725                       | 5.175                        | 24-Feb-16       |
| 141 | Armenia                           | 92.0                     | 128.8        | 36.80             | 9.200                       | 27.600                       | 25-Feb-16       |
| 142 | Azerbaijan                        | 160.9                    | 391.7        | 230.80            | 57.700                      | 173.100                      | 25-Feb-16       |
| 143 | Congo, Democratic Republic of the | 533.0                    | 1,066.0      | 533.00            | 133.250                     | 399.750                      | 25-Feb-16       |
| 144 | El Salvador                       | 171.3                    | 287.2        | 115.90            | 28.975                      | 86.925                       | 25-Feb-16       |
| 145 | Germany                           | 14,565.5                 | 26,634.4     | 12,068.90         | 3,017.225                   | 9,051.675                    | 25-Feb-16       |
| 146 | Lao People's Democratic Republic  | 52.9                     | 105.8        | 52.90             | 13.225                      | 39.675                       | 25-Feb-16       |
| 147 | Lesotho                           | 34.9                     | 69.8         | 34.90             | 8.725                       | 26.175                       | 25-Feb-16       |
| 148 | Mozambique                        | 113.6                    | 227.2        | 113.60            | 28.400                      | 85.200                       | 25-Feb-16       |
| 149 | Zimbabwe                          | 353.4                    | 706.8        | 353.40            | 88.350                      | 265.050                      | 25-Feb-16       |
| 150 | Sierra Leone                      | 103.7                    | 207.4        | 103.70            | 25.925                      | 77.775                       | 26-Feb-16       |
| 151 | Vanuatu                           | 17.0                     | 23.8         | 6.80              | 1.700                       | 5.100                        | 29-Feb-16       |
| 152 | Kenya                             | 271.4                    | 542.8        | 271.40            | 67.850                      | 203.550                      | 1-Mar-16        |
| 153 | Solomon Islands                   | 10.4                     | 20.8         | 10.40             | 2.600                       | 7.800                        | 2-Mar-16        |
| 154 | Panama                            | 206.6                    | 376.8        | 170.20            | 42.550                      | 127.650                      | 10-Mar-16       |
| 155 | Equatorial Guinea                 | 52.3                     | 157.5        | 105.20            | 26.300                      | 78.900                       | 17-Mar-16       |
| 156 | Grenada                           | 11.7                     | 16.4         | 4.70              | 1.175                       | 3.525                        | 23-Mar-16       |
| 157 | Tuvalu                            | 1.8                      | 2.5          | 0.70              | 0.175                       | 0.525                        | 23-Mar-16       |
| 158 | Yemen, Republic of                | 243.5                    | 487.0        | 243.50            | 60.875                      | 182.625                      | 28-Mar-16       |

| #   | Member                              | Quota as of<br>26-Jan-16 | New<br>Quota     | Quota<br>Increase | Reserve<br>Asset<br>Payment | Local<br>Currency<br>Portion | Payment<br>Date |
|---|-------------------------------------|--------------------------|------------------|-------------------|-----------------------------|------------------------------|-----------------|
| 159   | Angola                              | 286.3                    | 740.1            | 453.80            | 113.450                     | 340.350                      | 28-Mar-16       |
| 160   | Afghanistan                         | 161.9                    | 323.8            | 161.90            | 40.475                      | 121.425                      | 29-Mar-16       |
| 161   | Cameroon                            | 185.7                    | 276.0            | 90.30             | 22.575                      | 67.725                       | 30-Mar-16       |
| 162   | Tajikistan                          | 87.0                     | 174.0            | 87.00             | 21.750                      | 65.250                       | 31-Mar-16       |
| 163   | Vietnam                             | 460.7                    | 1,153.1          | 692.40            | 173.100                     | 519.300                      | 1-Apr-16        |
| <b>Sub-total (163):</b>   |                                     |                          |                  | <b>231,310.2</b>  | <b>57,827.6</b>             | <b>173,482.7</b>             |                 |
| <b>II. Countries with scheduled quota payments</b>                        |                                     |                          |                  |                   |                             |                              |                 |
| 1   | Argentina                           | 2,117.1                  | 3,187.3          | 1,070.20          | 267.550                     | 802.650                      |                 |
| 2   | Iraq                                | 1,188.4                  | 1,663.8          | 475.40            | 118.850                     | 356.550                      |                 |
| 3   | Lebanon                             | 266.4                    | 633.5            | 367.10            | 91.775                      | 275.325                      |                 |
| 4   | Uzbekistan                          | 275.6                    | 551.2            | 275.60            | 68.900                      | 206.700                      |                 |
| 5   | Venezuela, República Bolivariana de | 2,659.1                  | 3,722.7          | 1,063.60          | 265.900                     | 797.700                      |                 |
| <b>Sub-total (5):</b>   |                                     |                          |                  | <b>3,251.9</b>    | <b>813.0</b>                | <b>2,438.9</b>               |                 |
| <b>III. Countries that consented but did not schedule the payment yet</b> |                                     |                          |                  |                   |                             |                              |                 |
| 1   | Bahrain                             | 135.0                    | 395.0            | 260.00            | 65.000                      | 195.000                      |                 |
| 2   | Congo, Republic of                  | 84.6                     | 162.0            | 77.40             | 19.350                      | 58.050                       |                 |
| 3   | Haiti                               | 81.9                     | 163.8            | 81.90             | 20.475                      | 61.425                       |                 |
| 4   | Kiribati                            | 5.6                      | 11.2             | 5.60              | 1.400                       | 4.200                        |                 |
| 5   | Madagascar                          | 122.2                    | 244.4            | 122.20            | 30.550                      | 91.650                       |                 |
| 6   | Marshall Islands                    | 3.5                      | 4.9              | 1.40              | 0.350                       | 1.050                        |                 |
| 7   | Palau                               | 3.1                      | 4.9              | 1.80              | 0.450                       | 1.350                        |                 |
| 8   | Papua New Guinea                    | 131.6                    | 263.2            | 131.60            | 32.900                      | 98.700                       |                 |
| <b>Sub-total (8):</b>   |                                     |                          |                  | <b>681.9</b>      | <b>170.5</b>                | <b>511.4</b>                 |                 |
| <b>IV. Countries that have not yet consented to their quota increase</b>  |                                     |                          |                  |                   |                             |                              |                 |
| 1   | Bolivia                             | 171.5                    | 240.1            | 68.60             | 17.150                      | 51.450                       |                 |
| 2   | Bosnia and Herzegovina              | 169.1                    | 265.2            | 96.10             | 24.025                      | 72.075                       |                 |
| 3   | Cabo Verde                          | 11.2                     | 23.7             | 12.50             | 3.125                       | 9.375                        |                 |
| 4   | Ecuador                             | 347.8                    | 697.7            | 349.90            | 87.475                      | 262.425                      |                 |
| 5   | Eritrea                             | 15.9                     | 36.6             | 20.70             | 5.175                       | 15.525                       |                 |
| 6   | Kyrgyz Republic                     | 88.8                     | 177.6            | 88.80             | 22.200                      | 66.600                       |                 |
| 7   | Micronesia, Federated States of     | 5.1                      | 7.2              | 2.10              | 0.525                       | 1.575                        |                 |
| 8   | Somalia                             | 44.2                     | 163.4            | 119.20            | 29.800                      | 89.400                       | 1/              |
| 9   | St. Kitts and Nevis                 | 8.9                      | 12.5             | 3.60              | 0.900                       | 2.700                        |                 |
| 10  | Sudan                               | 169.7                    | 630.2            | 460.50            | 115.125                     | 345.375                      | 1/              |
| 11  | Syrian Arab Republic                | 293.6                    | 1,109.8          | 816.20            | 204.050                     | 612.150                      |                 |
| 12  | United Arab Emirates                | 752.5                    | 2,311.2          | 1,558.70          | 389.675                     | 1,169.025                    |                 |
| <b>Sub-total (12):</b>  |                                     |                          |                  | <b>3,596.9</b>    | <b>899.2</b>                | <b>2,697.7</b>               |                 |
| <b>Total</b>  |                                     | <b>238,182.7</b>         | <b>477,023.6</b> | <b>238,840.9</b>  | <b>59,710.2</b>             | <b>179,130.7</b>             |                 |

1/ Including protracted arrears cases (Somalia and Sudan). A member may not consent or pay quota increases unless it is current on its obligations to the GRA.

| Term                               | Definition  |
|------------------------------------|---|
| <b>Available Resources</b>         |   |
| <b>GRA</b>                         |   |
| Usable resources                   | Usable resources consist of: (i) the IMF's holdings of the currencies of members considered by the Executive Board to have a sufficiently strong balance of payments and reserve position for their currencies to be used in the financing of IMF transactions (see Financial Transactions: <a href="http://www.imf.org/cgi-shl/create_x.pl?ftp">http://www.imf.org/cgi-shl/create_x.pl?ftp</a> ), (ii) holdings of SDRs, and (iii) unused amounts, if any, under credit lines, such as under the New Arrangements to Borrow for financing drawings under Fund commitments approved during prior NAB activation periods. Effective c.o.b. February 25, 2016, the Board approved the deactivation of the NAB for financing new Fund commitments, and changed the ratio (from 3:1 to 1:1 of NAB to quota resources) for financing drawings under Fund commitments approved during prior NAB activation periods. |
| Uncommitted usable resources       | Usable resources less the full amount of undrawn balances under GRA lending commitments.  |
| Forward commitment capacity        | A measure of the resources available for new financial commitments, equal to uncommitted usable resources plus repurchases one-year forward less repayments of borrowing due one-year forward and less the prudential balance.  |
| <b>PRG Trust</b>                   |   |
|                                    | Trust administered by the IMF to conduct concessional lending operations through the Loan, Reserve and Subsidy Accounts.  |
| Total loan resources               | Loan Account resources committed by lenders to the PRG Trust.   |
| Cumulative commitments, net        | Cumulative commitments to borrowers, net of unused amounts under arrangements which have expired or have been canceled.   |
| Of which: Cumulative disbursements | Disbursements to borrowers under PRGT arrangements.   |
| Uncommitted loan resources         | Available PRGT loan resources less commitments made to eligible member countries.   |
| <b>Financial Assistance</b>        |   |
| <b>GRA</b>                         |   |
|                                    | The General Resources Account (GRA) contains IMF holdings of members' currencies, SDRs, gold, and other assets. These holdings are principally derived from quota subscription payments plus any activated borrowings.  |
| Purchases                          | GRA resources disbursed to members during the period (outflows).  |
| Repurchases                        | GRA resources repaid by members during the period (inflows).  |
| Credit outstanding                 | Total GRA resources disbursed less repurchases.   |
| Outstanding Fund borrowings        | Total GRA borrowings less repayments.   |
| <b>PRG Trust</b>                   |   |
|                                    | The PRG Trust (PRGT) provides financial support to low-income member countries via concessional loan facilities.  |
| Disbursements                      | PRG Trust resources disbursed to members during the period.   |
| Repayments                         | PRG Trust resources (including outstanding Trust Fund and Structural Adjustment Facility (SAF) loans) repaid by members during the period.  |
| Credit outstanding                 | Total PRG Trust resources disbursed less repayments (including outstanding Trust Fund and Structural Adjustment Facility (SAF) loans).  |
| <b>HIPC</b>                        | Assistance provided to eligible countries under the Heavily Indebted Poor Countries (HIPC) Initiative.  |

| <b>Term</b>                      | <b>Definition</b>  |
|----------------------------------|--|
| Number of countries              | Number of countries for which HIPC assistance has been committed.  |
| Commitments                      | Cumulative commitments made to HIPC-eligible members that have reached the decision point under the HIPC Initiative; includes amounts that the IMF has indicated will be committed subject to satisfactory assurances regarding exceptional assistance to be provided by other creditors under the HIPC Initiative.  |
| Disbursements                    | Cumulative grants to members eligible for financial assistance under the HIPC Initiative to be used to help meet debt service payments to the IMF.   |
| Of which:                        |  |
| Interim assistance               | Cumulative grants to members between their decision and completion points.   |
| Completion point assistance      | Final grants to members at their completion points.  |
| <b>MDRI</b>                      | The Multilateral Debt Relief Initiative (MDRI) provides 100% debt relief to eligible member countries that are qualified for the assistance. The debt relief covers the full stock of debt owed to the Fund as of end-2004, and still outstanding at the time the country qualifies for such debt relief. Such MDRI debt relief operations have ceased, as the Executive Board approved the liquidation of the MDRI-I and MDRI-II Trusts effective February 4, 2015 and August 1, 2015, respectively.  |
| Number of countries              | Number of countries which have received MDRI debt relief.  |
| Total Debt Relief financed from: |  |
| MDRI Trusts                      | MDRI resources (excluding HIPC debt relief) disbursed to members during the period.  |
| HIPC Umbrella Account            | HIPC resources used as debt relief under the MDRI during the period.   |
| <b>CCR</b>                       | The Catastrophe Containment and Relief (CCR) Trust provides debt relief to eligible member countries facing exceptional balance of payments needs arising from (i) a qualifying catastrophic natural disaster under the Post-Catastrophe Relief (PCR) Window (as previously provided under the former Post-Catastrophe Debt Relief (PCDR) Trust) or (ii) a qualifying public health disaster under the Catastrophe Containment (CC) Window. The CCR Trust replaced the PCDR Trust on February 4, 2015. |
| Number of countries              | Number of countries which have received CCR Trust debt relief.   |
| Total Debt Relief                | CCR Trust resources (excluding HIPC debt relief) disbursed to members during the period.   |
| <b>Arrears</b>                   |  |
| GRA                              | Total overdue GRA financial obligations.   |
| PRG Trust                        | Total overdue PRGT financial obligations.  |
| Trust Fund and other             | Total overdue financial obligations to the Trust Fund and Structural Adjustment Facility (SAF). Although the Trust Fund and SAF are no longer operational, arrears to the Trust Fund and SAF consist of overdue repayments, interest, or charges on loans provided under these facilities.   |
| <b>Rates</b>                     |  |
| US\$ per SDR                     | Exchange rate for the SDR in terms of U.S. dollars. The method for valuing the SDR was revised effective January 1, 2011.<br>(See: <a href="http://www.imf.org/external/np/tr/sdr/basket.htm">http://www.imf.org/external/np/tr/sdr/basket.htm</a> )   |
| SDR interest rate                | Interest rate calculated as the (combined market) weighted average of the three month market interest rates on U.S. dollar, euro, Japanese yen and pound sterling assets. On   |

|                                |   |
|--------------------------------|---|
|                                | October 24, 2014, the Executive Board of the IMF amended the rule for setting the SDR interest rate to be the higher of (i) the above combined market interest rate or (ii) 0.050 percent, the result of which is rounded to three (instead of two) decimal places. (See: <a href="http://www.imf.org/external/np/tre/tad/sdr_ir.cfm">http://www.imf.org/external/np/tre/tad/sdr_ir.cfm</a> )   |
| Rate of Charge, adjusted       | The basic rate of charge on GRA loans is equal to the SDR interest rate plus 100 basis points to cover the IMF's cost of financing, additions to reserves, and administrative expenses; and further adjusted by a small margin to compensate for income forgone because of charges in arrears.  |
| Rate of remuneration, adjusted | Interest rate paid to members that provide resources to the IMF. Adjusted by a small margin to allow for special additions to reserves and to compensate for income forgone because of charges in arrears.  |
| <b>Investments</b>             |   |
| Amount                         | PRG, PRG-HIPC and MDRI Trust resources invested in short--term deposits and medium-term instruments with the Bank for International Settlements (BIS) and bond portfolios managed by the World Bank and private investment managers. Data from the first quarter of 2000 onward also include sight deposits. The SDA contains the profits (sales proceeds minus the value of the gold at the acquisition cost) from sales of the IMF's gold holdings. |
| Average yield (percent)        | Weighted average yield on time deposits, two days' notice accounts, demand deposit accounts, and fixed income securities.   |
| Average maturity (months)      | Weighted average of remaining maturity of resources placed in time deposits and the modified duration of fixed income securities.   |

### **Forward Commitment Capacity**

| <b>Term</b>                               | <b>Definition</b>   |
|---|---|
| <b>Usable Resources</b>                   |   |
| Fund quota resources                      | The IMF holdings of SDRs and IMF's holdings of the currencies of members considered by the Executive Board to have a sufficiently strong balance of payments and reserve position for their currencies to be used in the financing of IMF transactions (see Financial Transactions: <a href="http://www.imf.org/cgi-shl/create_x.pl?ftp">http://www.imf.org/cgi-shl/create_x.pl?ftp</a> )   |
| Fund borrowed resources                   | Unused amounts, if any, under credit lines, such as under the New Arrangements to Borrow for financing drawings under Fund commitments approved during prior NAB activation periods.  |
| Repurchases one-year forward              | Repayments by member countries during the coming one-year period. These repurchases add to the supply of the IMF's usable resources.  |
| Repayments of borrowings one-year forward | Repayment obligations on Fund borrowing and note placements in the coming one-year period, including drawings and notes reaching final maturity in the next 12 months plus any encashment requests for early repayment to be met over that same period.   |
| Prudential balance                        | Amount set aside to safeguard the liquidity of members' claims and take account of the potential erosion of the IMF's resource base. The prudential balance is set at 20 percent of the quotas of members participating in the financing of IMF transactions (Financial Transactions Plan) and any amounts made available under active bilateral borrowing and note purchase agreements with non-NAB participants, which were terminated on April 1, 2013. The prudential balance currently does not cover the encashment needs of NAB participants' outstanding claims under bilateral borrowing agreements that are folded into the NAB. Nor does it extend to the claims of participants in the expanded NAB; as such resources are to be provided by setting aside a portion of the total credit arrangements under the NAB. The prudential ratio of 20 percent as decided by the IMF's Executive Board reflects historical experience and judgments on the indicative level of uncommitted usable resources that the IMF would normally not use to make financial commitments. |

The prudential balance does not represent a rigid minimum and IMF resources could, on a strictly temporary basis, fall below this level.

### Current Financial Arrangements (GRA, PRGT)

| Term                             | Definition  |
|----------------------------------|---|
| <b>Arrangements</b>              | IMF credit is made available under a variety of borrowing arrangements with different disbursement schedules and maturities depending on the balance of payment needs of the member.  |
| <b>GRA</b>                       |   |
| Stand-By Arrangements            | The most common type of credit arrangement designed to provide short-term financial assistance. Purchases under Stand-By Arrangements are repayable in 8 quarterly installments 3¼ - 5 years after disbursement.  |
| Extended Arrangements            | Extended Arrangements provide credit for a longer period since these arrangements usually require fundamental reforms which may need more time to put in place and take effect. Drawings under extended arrangements are repayable in 12 semiannual installments 4½ - 10 years after disbursement.  |
| Flexible Credit Line             | The Flexible Credit Line (FCL) has been established to allow members with very strong track records to access IMF resources based on pre-set qualification criteria to deal with all types of balance of payments problems. The FCL could be used both on a precautionary (crisis prevention) and nonprecautionary (crisis resolution) basis. Purchases under FCL arrangements are repayable in 8 quarterly installments 3¼ - 5 years after disbursement. |
| Precautionary and Liquidity Line | The Precautionary and Liquidity Line (PLL), which replaces the Precautionary Credit Line (PCL), has been established to meet actual or potential balance of payments needs of members with sound economic fundamentals and institutional policy frameworks but with some remaining vulnerabilities that preclude them from using the FCL. Purchases under PLL arrangements are repayable in 8 quarterly installments 3¼ - 5 years after disbursement.     |
| <b>PRG Trust</b>                 |   |
| ECF Arrangements                 | Concessional arrangements providing credit in support of a three-year macroeconomic and structural adjustment program to eligible low-income members facing protracted balance of payment issues (formerly known as PRGF). The loans are repayable in 10 equal semiannual installments 5½ - 10 years after disbursement.  |
| SCF Arrangements                 | Concessional arrangements ranging from one to two years to provide financial assistance to low-income countries that are experiencing short-term but not protracted balance of payments needs. The loans are repayable in 9 equal semiannual installments 4 - 8 years after disbursement.<br>Interest on all PRGT loans (including outright drawings under the RCF) has been waived through end-December 2016.  |
| <b>Arrangement Details</b>       | IMF financial arrangements are reviewed regularly to assess progress in policy reforms. The disbursement of funds under an arrangement is linked to the achievement of certain financial targets.   |
| Next Scheduled Review            | Expected date the arrangement will be reviewed by the Executive Board.  |
| Date of Approval                 | Date the arrangement was approved by the Executive Board.   |
| Date of Expiration               | Arrangements have a specified duration. Commitments are no longer available after the expiration of the arrangement.  |
| Amount Agreed                    | Amount of credit available under an arrangement.  |
| Undrawn Balance                  | Amount of credit available under an arrangement but not yet drawn.  |
| Total Credit Outstanding         | Total unpaid and outstanding principal due to the IMF under existing and expired arrangements.  |

|   |  |
|---|--|
| Total Credit Outstanding as percent of quota          | Total credit outstanding in terms of member's quota.   |
| Drawings available one-year forward                   | Credit available to a member under an arrangement (including expected augmentation of PRGT arrangements) one-year forward. |
| Scheduled Repurchases and Repayments one-year forward | The amount of funds scheduled to be repaid by the member one-year forward.   |

### **Status of Commitments of HIPC Assistance**

| <b>Term</b>      | <b>Definition</b>   |
|------------------|---|
| Decision Point   | Point at which the IMF decides whether a member qualifies for assistance under the HIPC Initiative (normally at the end of the initial three-year performance period) and decides on the amount of assistance to be committed.  |
| Completion Point | Point at which the country receives the bulk of its assistance under the HIPC Initiative, without any further policy conditions. Under the enhanced HIPC Initiative, the timing of the completion point is linked to the implementation of pre-agreed key structural reforms (i.e., floating completion point). |
| Amount Committed | Amount of HIPC assistance determined, in consultation with the World Bank, at the decision point to be made available by the IMF.   |
| Amount Disbursed | Resources disbursed to the member to help meet debt service payments to the IMF. Disbursements are normally dependent on receipt of sufficient financing assurances from other creditors.   |

### **Status of Multilateral Debt Relief Initiative Assistance**

| <b>Term</b>               | <b>Definition</b>   |
|---------------------------|---|
| Debt Relief Delivery Date | The effective date of delivery of MDRI assistance to qualified members. |
| Eligible Debt             |   |
| GRA                       | Assistance that covers credit outstanding under the GRA.                |
| PRGT                      | Assistance that covers credit outstanding under the PRG Trust.          |