



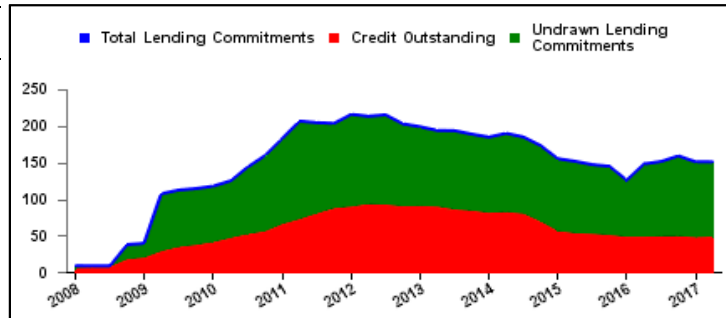
# Weekly Report on Key Financial Statistics

## Table 1. Key Indicators 1/

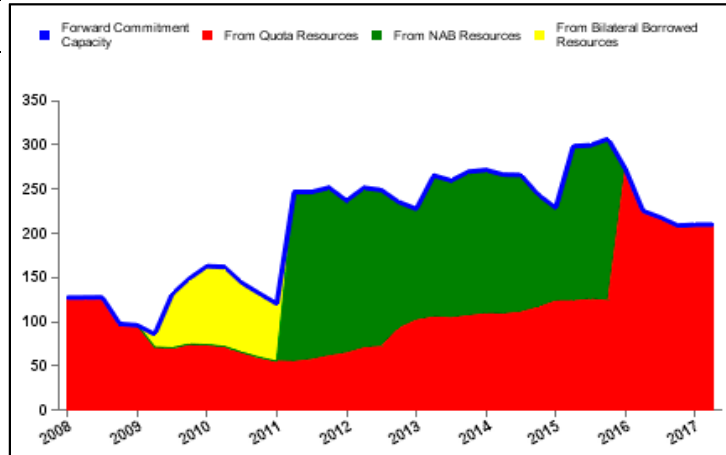
as of June 15, 2017

(In billions of SDRs, unless indicated otherwise)

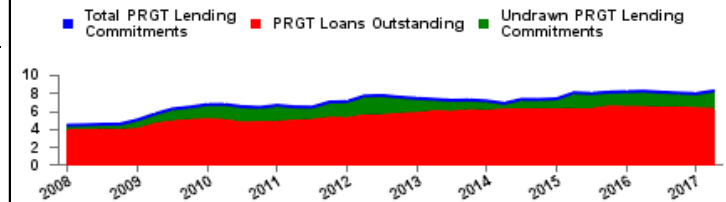
GRA Lending and Resources	SDR	USD
I. Total Lending Commitments, of which:	150.8	208.5
Undrawn Lending Commitments	102.3	141.4
Credit Outstanding	48.5	67.0
II. Forward Commitment Capacity (FCC)	209.9	290.1
III. Unactivated Borrowed Resources, of which: 2/	340.7	471.0
NAB	110.5	152.8
Bilateral Borrowing Agreements	230.2	318.2
IV. Total GRA Resources (I. + II. + III.)	701.4	969.5



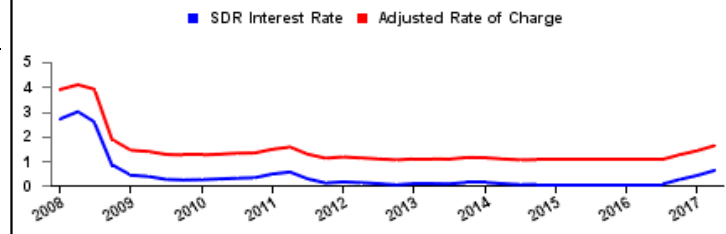
Forward Commitment Capacity (FCC)	SDR	USD
I. Usable resources (a) + (b)	391.1	540.6
(a) Fund quota resources	387.5	535.6
(b) Fund borrowed resources	3.6	5.0
II. Undrawn balances under GRA lending commitments	102.3	141.4
III. Uncommitted usable resources ( I - II )	288.8	399.2
IV. Repurchases one-year forward	3.5	4.9
V. Repayments of borrowed resources one-year forward	2.5	3.5
VI. Prudential balance	79.9	110.5
VII. Forward commitment capacity ( III + IV - V - VI ) 3/	209.9	290.1
(a) From Quota resources	209.9	290.1
(b) From NAB resources	--	--
(c) From Bilateral Borrowed resources	--	--



PRGT Lending and Resources	SDR	USD
I. Total Lending Commitments, of which:	8.2	11.3
Ia. Undrawn lending commitments	1.9	2.6
Ib. Loans Outstanding	6.3	8.7
II. Undrawn Loan Resources	13.5	18.7
III. Uncommitted Loan Resources (II. - Ia.)	11.6	16.1



Rates	Percent
1 SDR = USD	1.3822
SDR Interest Rate	0.614
Adjusted Rate of Charge	1.617
Adjusted Rate of Remuneration	0.609



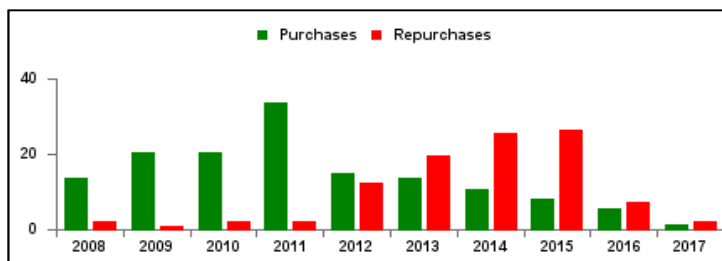
1/ -- Indicates zero value, zero indicates amounts less than SDR 0.05 billion. Totals may not add due to rounding.

2/ Excludes 20% prudential balance and borrowing lines of participants/members that are currently not in the FTP; for the NAB, also excludes borrowing lines of participants that have not yet adhered to the NAB as well as any outstanding NAB claims and undrawn committed resources under current NAB-eligible arrangements.

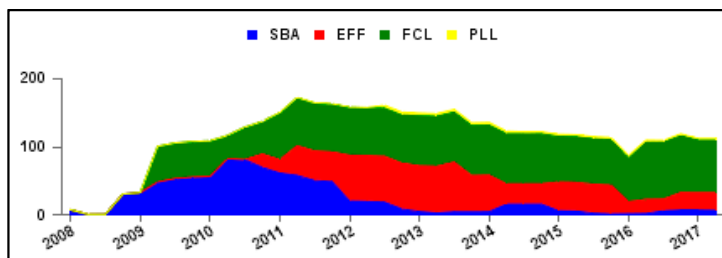
3/ Does not include the Bilateral Borrowing Agreements (activated only if the modified FCC is at or below SDR 100 billion).

**Table 2a. Use of GRA Resources 1/**  
as of June 15, 2017  
(In billions of SDRs, unless indicated otherwise)

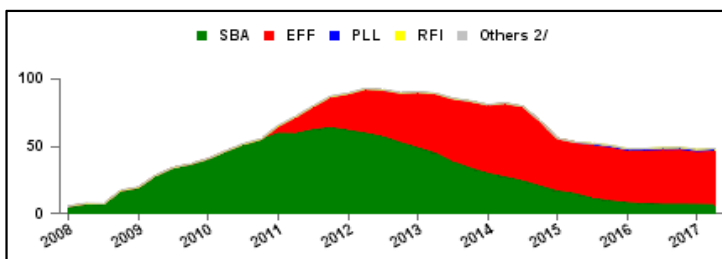
<b>GRA Lending (Calendar year to date)</b>	SDR	USD
Purchases	1.2	1.6
Financed by Quota Resources	0.7	1.0
Financed by Borrowings	0.4	0.6
Repurchases	1.9	2.7
Commitments Approved	7.0	9.7



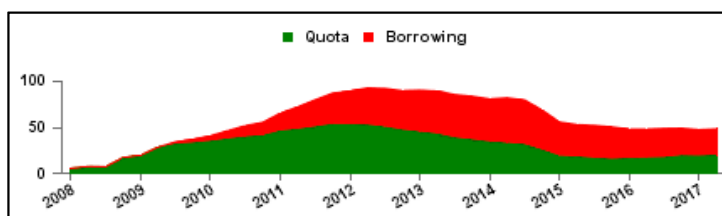
<b>Commitments Under Current GRA Arrangements</b>	Number of	SDR	USD
Standby Arrangement (SBA)	6	6.9	9.5
Extended Fund Facility (EFF)	11	26.0	36.0
Flexible Credit Line (FCL)	3	77.1	106.5
Precautionary and Liquidity Line (PLL)	1	2.5	3.5
<b>Total Current Arrangements</b>	<b>21</b>	<b>112.5</b>	<b>155.5</b>



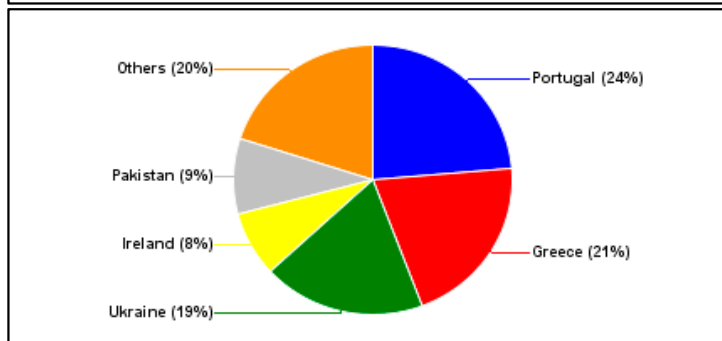
<b>Credit Outstanding by Facility</b>	SDR	USD
Standby Arrangement (SBA)	6.6	9.1
Extended Fund Facility (EFF)	40.7	56.3
Flexible Credit Line (FCL)	--	--
Precautionary and Liquidity Line (PLL)	--	--
Rapid Financing Instrument (RFI)	1.2	1.6
Others 2/	0.0	0.0
<b>Total Credit Outstanding</b>	<b>48.5</b>	<b>67.0</b>



<b>Credit Outstanding by Financing Sources</b>	SDR	USD
Financed by Quota Resources	19.7	27.2
Financed by Borrowings	28.8	39.8
<b>Total Credit Outstanding</b>	<b>48.5</b>	<b>67.0</b>



Credit Outstanding		
<b>Largest 5 Exposures 3/</b>	SDR	As a % of quota
Portugal	11.5	557
Greece	10.0	411
<b>Ukraine</b>	<b>9.2</b>	<b>455</b>
Pakistan	4.4	216
Ireland	3.8	109



1/ -- Indicates zero value, zero indicates amounts less than SDR 0.05 billion. Totals may not add due to rounding.

2/ Includes outstanding credit under the former Compensatory Financing Facility; for the chart also includes outstanding credit under the former Emergency Post Conflict and Natural Disaster Assistance policy.

3/ Members with current arrangements are bolded.

**Table 2b. Current Financial Arrangements (GRA)**  
as of June 15, 2017  
(In millions of SDRs, unless indicated otherwise) 1/

Member	Amount Committed	Amount Undrawn	Amount Drawn	Credit Outstanding		Period of Arrangement	
				Amount 2/	As a % of Quota	Effective Date	Expiration Date
<b>Standby Arrangement (6)</b>	<b>6,896</b>	<b>5,851</b>	<b>1,045</b>	<b>2,513</b>			
Honduras 3/	78	78	--	--	--	03-Dec-14	02-Dec-17
Iraq	3,831	2,921	910	1,801	108	07-Jul-16	06-Jul-19
Jamaica 3/	1,195	1,195	--	559	146	11-Nov-16	10-Nov-19
Kenya 3/	709	709	--	--	--	14-Mar-16	13-Mar-18
Kosovo	148	12	135	153	186	29-Jul-15	04-Aug-17
Serbia 3/	935	935	--	--	--	23-Feb-15	22-Feb-18
<b>Extended Fund Facility (11)</b>	<b>26,037</b>	<b>16,881</b>	<b>9,156</b>	<b>14,650</b>			
Armenia	82	16	67	172	134	07-Mar-14	31-Aug-17
Bosnia-Herzegovina	443	380	63	371	140	07-Sep-16	06-Sep-19
Cote d'Ivoire	325	279	46	46	7	12-Dec-16	11-Dec-19
Egypt	8,597	6,627	1,970	1,970	97	11-Nov-16	10-Nov-19
Georgia	210	180	30	110	52	12-Apr-17	11-Apr-20
Jordan	515	463	51	1,021	298	24-Aug-16	23-Aug-19
Moldova	86	59	28	139	81	07-Nov-16	06-Nov-19
Mongolia	315	287	28	28	39	24-May-17	23-May-20
Sri Lanka	1,071	831	240	274	47	03-Jun-16	02-Jun-19
Tunisia	2,046	1,591	455	1,367	251	20-May-16	19-May-20
Ukraine	12,348	6,170	6,178	9,151	455	11-Mar-15	10-Mar-19
<b>Flexible Credit Line (3)</b>	<b>77,069</b>	<b>77,069</b>	--	--			
Colombia 3/	8,180	8,180	--	--	--	13-Jun-16	12-Jun-18
Mexico 3/	62,389	62,389	--	--	--	27-May-16	26-May-18
Poland 3/	6,500	6,500	--	--	--	13-Jan-17	12-Jan-19
<b>Precautionary and Liquidity Line (1)</b>	<b>2,504</b>	<b>2,504</b>	--	--			
Morocco 3/	2,504	2,504	--	--	--	22-Jul-16	21-Jul-18
<b>Total Current GRA Arrangements (21)</b>	<b>112,506</b>	<b>102,305</b>	<b>10,202</b>	<b>17,163</b>			
Memorandum Items:							
Credit outstanding from members without current arrangement and outright disbursements.				31,343			
Total Credit Outstanding.				48,507			

1/ -- Indicates zero value, zero indicates amounts less than SDR 0.5 million. Totals may not add due to rounding.

2/ Includes credit outstanding under expired arrangements and outright disbursements.

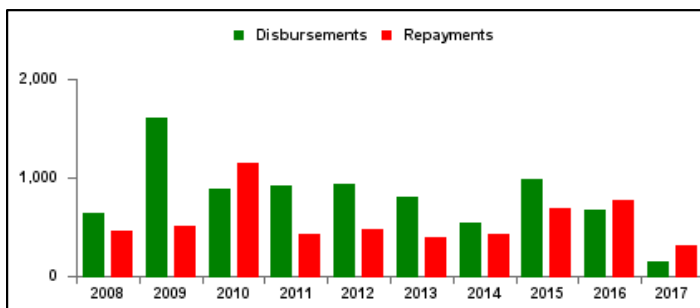
3/ Treated as precautionary by the authorities upon approval of the program.

**Table 3a. Use of Concessional PRGT Resources 1/**

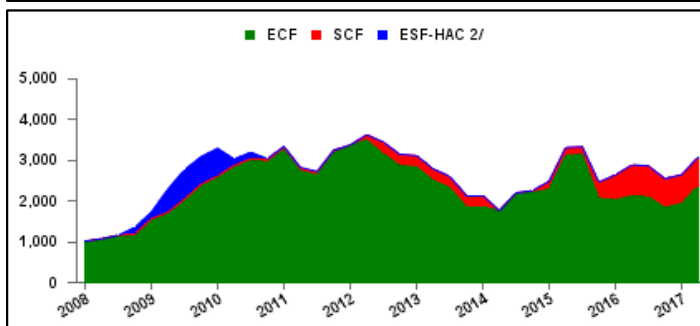
as of June 15, 2017

(In millions of SDRs, unless indicated otherwise)

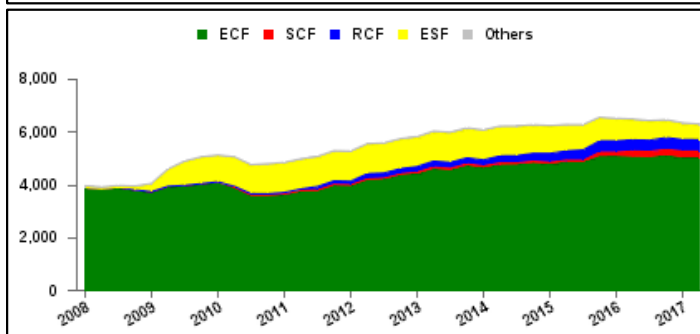
PRGT Lending (Calendar year to date)	SDR	USD
Disbursements	142.1	196.4
Repayments	308.6	426.5
Commitments Approved	548.1	757.5



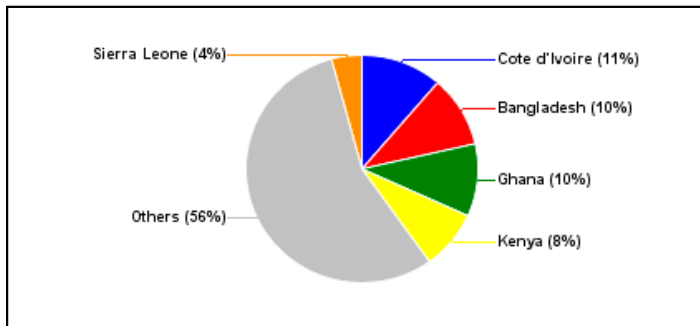
Commitments Under Current PRGT Arrangements	Number of	SDR	USD
Extended Credit Facility (ECF)	18	2,386.3	3,298.3
Standby Credit Facility (SCF)	3	703.3	972.1
Total Current Arrangements	21	3,089.6	4,270.4



Loans Outstanding by Facility	SDR	USD
Extended Credit Facility (ECF)	5,017.8	6,935.7
Standby Credit Facility (SCF)	265.2	366.5
Rapid Credit Facility (RCF)	439.3	607.1
(former) Exogenous Shocks Facility (ESF)	519.4	717.9
Others 3/	74.5	103.0
Total Loans Outstanding	6,316.2	8,730.2



Largest 5 Exposures 4/	Loans Outstanding	
	SDR	As a % of quota
<b>Cote d'Ivoire</b>	715.3	110
<b>Ghana</b>	649.4	88
Bangladesh	640.0	60
<b>Kenya</b>	529.2	97
<b>Sierra Leone</b>	268.2	129



1/ - Indicates zero value, zero indicates amounts less than SDR 0.05 million. Totals may not add due to rounding.

2/ The last commitment under the old ESF-HAC Facility expired on December 3, 2011.

3/ Includes outstanding and overdue loans under the (former) Structural Adjustment Facility and Trust Fund.

4/ Members with current arrangements are bolded.

**Table 3b. Current Financial Arrangements (PRGT)**  
as of June 15, 2017  
(In millions of SDRs, unless indicated otherwise) 1/

Member	Amount Committed	Amount Undrawn	Amount Drawn	Loans Outstanding		Period of Arrangement	
				Amount 2/	As a % of Quota	Effective Date	Expiration Date
<b>Extended Credit Facility (18)</b>	<b>2,386</b>	<b>1,384</b>	<b>1,003</b>	<b>3,125</b>			
Afghanistan	32	23	9	46	14	20-Jul-16	19-Jul-19
Benin	111	96	16	93	75	07-Apr-17	06-Apr-20
Burkina Faso	56	4	51	153	127	27-Dec-13	26-Sep-17
Central African Rep.	84	59	25	78	70	20-Jul-16	19-Jul-19
Chad	140	42	98	90	64	01-Aug-14	30-Nov-17
Cote d'Ivoire	163	139	23	715	110	12-Dec-16	11-Dec-19
Ghana	664	332	332	649	88	03-Apr-15	02-Apr-18
Guinea-Bissau	17	9	8	18	62	10-Jul-15	09-Jul-18
Kyrgyz Republic	67	29	38	135	76	08-Apr-15	07-Apr-18
Liberia	112	15	97	143	55	19-Nov-12	18-Nov-17
Madagascar	220	189	31	102	42	27-Jul-16	26-Nov-19
Malawi	139	20	119	150	108	23-Jul-12	30-Jun-17
Mali	98	38	60	124	67	18-Dec-13	17-Dec-17
Moldova	43	29	14	155	90	07-Nov-16	06-Nov-19
Niger	99	85	14	128	97	23-Jan-17	22-Jan-20
Sao Tome-Principe	4	3	2	4	25	13-Jul-15	12-Jul-18
Sierra Leone	162	123	39	268	129	05-Jun-17	04-Jun-20
Togo	176	151	25	74	51	05-May-17	04-May-20
<b>Standby Credit Facility (3)</b>	<b>703</b>	<b>510</b>	<b>193</b>	<b>785</b>			
Kenya 3/	355	355	--	529	97	14-Mar-16	13-Mar-18
Mozambique	204	119	85	146	64	18-Dec-15	17-Jun-17
Rwanda	144	36	108	110	69	08-Jun-16	07-Dec-17
<b>Total Current PRGT Arrangements (21)</b>	<b>3,090</b>	<b>1,894</b>	<b>1,196</b>	<b>3,911</b>			
Memorandum Items:							
Credit outstanding from members without current arrangement and outright loans.				2,405			
Total Credit Outstanding.				6,316			

1/ -- Indicates zero value, zero indicates amounts less than SDR 0.5 million. Totals may not add due to rounding.

2/ Includes loans outstanding under expired arrangements and outright loans.

3/ Treated as precautionary by the authorities upon approval of the program.