



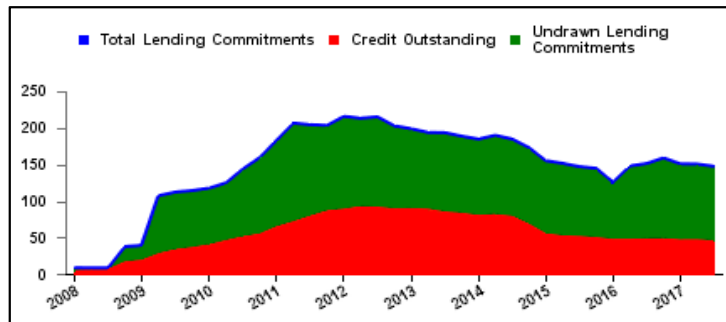
Weekly Report on Key Financial Statistics

Table 1. Key Indicators 1/

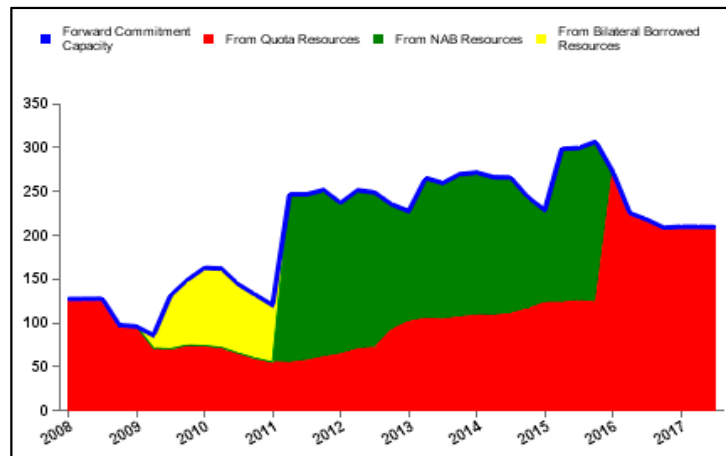
as of September 14, 2017

(In billions of SDRs, unless indicated otherwise)

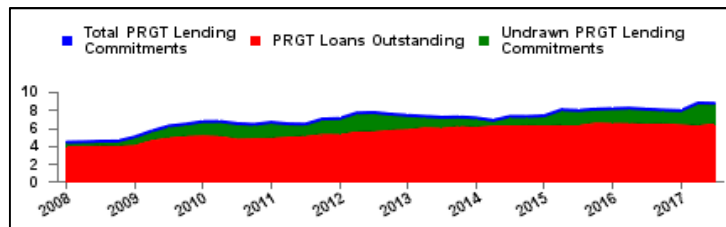
GRA Lending and Resources	SDR	USD
I. Total Lending Commitments, of which:	147.5	209.3
Undrawn Lending Commitments	101.1	143.4
Credit Outstanding	46.4	65.9
II. Forward Commitment Capacity (FCC)	209.4	297.3
III. Unactivated Borrowed Resources, of which: 2/	332.7	472.3
NAB	113.1	160.5
Bilateral Borrowing Agreements	219.6	311.8
IV. Total GRA Resources (I. + II. + III.)	689.6	978.8



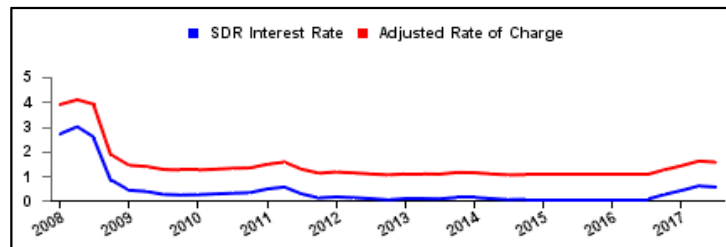
Forward Commitment Capacity (FCC)	SDR	USD
I. Usable resources (a) + (b)	389.4	552.7
(a) Fund quota resources	385.8	547.6
(b) Fund borrowed resources	3.6	5.1
II. Undrawn balances under GRA lending commitments	101.1	143.4
III. Uncommitted usable resources (I - II)	288.3	409.2
IV. Repurchases one-year forward	3.8	5.3
V. Repayments of borrowed resources one-year forward	2.7	3.9
VI. Prudential balance	79.9	113.4
VII. Forward commitment capacity (III + IV - V - VI) 3/	209.4	297.3
(a) From Quota resources	209.4	297.3
(b) From NAB resources	--	--
(c) From Bilateral Borrowed resources	--	--



PRGT Lending and Resources	SDR	USD
I. Total Lending Commitments, of which:	8.7	12.4
Ia. Undrawn lending commitments	2.2	3.1
Ib. Loans Outstanding	6.5	9.2
II. Undrawn Loan Resources	14.4	20.4
III. Uncommitted Loan Resources (II. - Ia.)	12.1	17.2



Rates	Percent
1 SDR = USD	1.41941
SDR Interest Rate	0.550
Adjusted Rate of Charge	1.555
Adjusted Rate of Remuneration	0.546



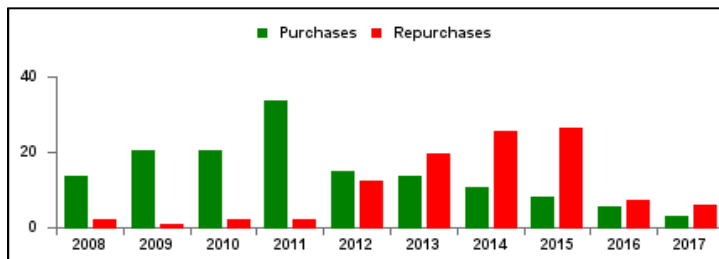
1/ -- Indicates zero value, zero indicates amounts less than SDR 0.05 billion. Totals may not add due to rounding.

2/ Excludes 20% prudential balance and borrowing lines of participants/members that are currently not in the FTP; for the NAB, also excludes borrowing lines of participants that have not yet adhered to the NAB as well as any outstanding NAB claims and undrawn committed resources under current NAB-eligible arrangements.

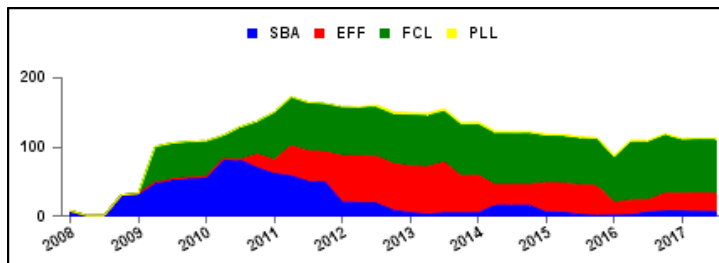
3/ Does not include the Bilateral Borrowing Agreements (activated only if the modified FCC is at or below SDR 100 billion).

Table 2a. Use of GRA Resources 1/
as of September 14, 2017
(In billions of SDRs, unless indicated otherwise)

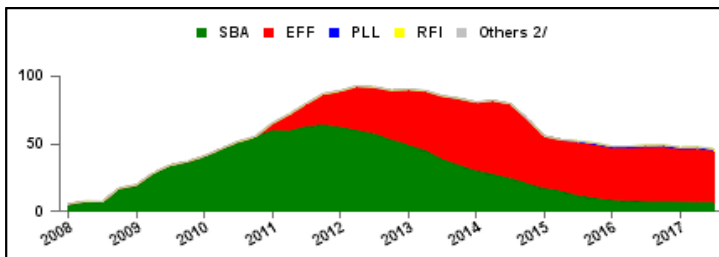
GRA Lending (Calendar year to date)	SDR	USD
Purchases	3.0	4.2
Financed by Quota Resources	2.5	3.6
Financed by Borrowings	0.4	0.6
Repurchases	5.8	8.3
Commitments Approved	7.6	10.8



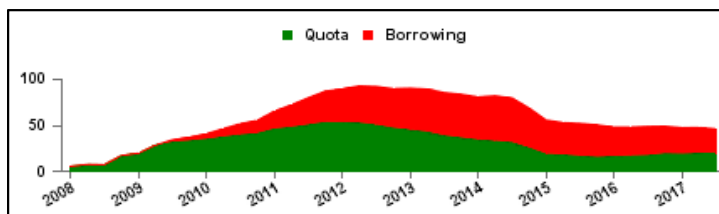
Commitments Under Current GRA Arrangements	Number of	SDR	USD
Standby Arrangement (SBA)	5	6.7	9.6
Extended Fund Facility (EFF)	11	26.5	37.7
Flexible Credit Line (FCL)	3	77.1	109.4
Precautionary and Liquidity Line (PLL)	1	2.5	3.6
Total Current Arrangements	20	112.8	160.2



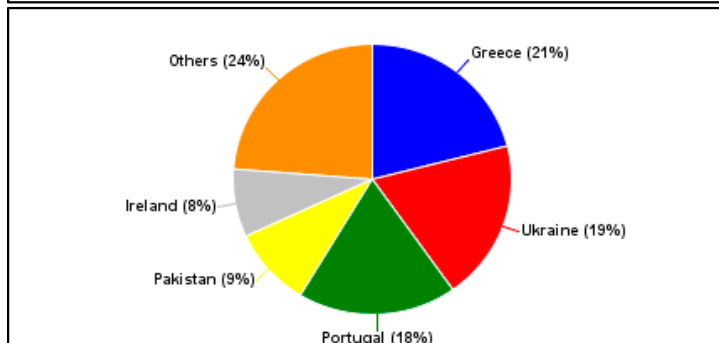
Credit Outstanding by Facility	SDR	USD
Standby Arrangement (SBA)	6.7	9.4
Extended Fund Facility (EFF)	38.6	54.7
Flexible Credit Line (FCL)	--	--
Precautionary and Liquidity Line (PLL)	--	--
Rapid Financing Instrument (RFI)	1.2	1.7
Others 2/	0.0	0.0
Total Credit Outstanding	46.4	65.9



Credit Outstanding by Financing Sources	SDR	USD
Financed by Quota Resources	20.1	28.5
Financed by Borrowings	26.3	37.3
Total Credit Outstanding	46.4	65.9



Largest 5 Exposures 3/	Credit Outstanding	
	SDR	As a % of quota
Greece	9.8	402
Ukraine	8.9	442
Portugal	8.5	415
Pakistan	4.4	216
Ireland	3.8	109



1/ -- Indicates zero value, zero indicates amounts less than SDR 0.05 billion. Totals may not add due to rounding.

2/ Includes outstanding credit under the former Compensatory Financing Facility; for the chart also includes outstanding credit under the former Emergency Post Conflict and Natural Disaster Assistance policy.

3/ Members with current arrangements are bolded.

Table 2b. Current Financial Arrangements (GRA)
as of September 14, 2017
(In millions of SDRs, unless indicated otherwise) 1/

Member	Amount Committed	Amount Undrawn	Amount Drawn	Credit Outstanding		Period of Arrangement	
				Amount 2/	As a % of Quota	Effective Date	Expiration Date
Standby Arrangement (5)	6,749	5,254	1,494	2,944			
Honduras 3/	78	78	--	--	--	03-Dec-14	02-Dec-17
Iraq	3,831	2,337	1,494	2,386	143	07-Jul-16	06-Jul-19
Jamaica 3/	1,195	1,195	--	559	146	11-Nov-16	10-Nov-19
Kenya 3/	709	709	--	--	--	14-Mar-16	13-Mar-18
Serbia 3/	935	935	--	--	--	23-Feb-15	22-Feb-18
Extended Fund Facility (11)	26,528	16,235	10,293	15,170			
Bosnia-Herzegovina	443	380	63	339	128	07-Sep-16	06-Sep-19
Cote d'Ivoire	434	323	111	111	17	12-Dec-16	11-Dec-19
Egypt	8,597	5,731	2,866	2,866	141	11-Nov-16	10-Nov-19
Gabon	464	393	71	71	33	19-Jun-17	18-Jun-20
Georgia	210	180	30	110	52	12-Apr-17	11-Apr-20
Jordan	515	412	103	966	282	24-Aug-16	23-Aug-19
Moldova	86	59	28	131	76	07-Nov-16	06-Nov-19
Mongolia	315	287	28	28	39	24-May-17	23-May-20
Sri Lanka	1,071	711	360	360	62	03-Jun-16	02-Jun-19
Tunisia	2,046	1,591	455	1,295	238	20-May-16	19-May-20
Ukraine	12,348	6,170	6,178	8,894	442	11-Mar-15	10-Mar-19
Flexible Credit Line (3)	77,069	77,069	--	--			
Colombia 3/	8,180	8,180	--	--	--	13-Jun-16	12-Jun-18
Mexico 3/	62,389	62,389	--	--	--	27-May-16	26-May-18
Poland 3/	6,500	6,500	--	--	--	13-Jan-17	12-Jan-19
Precautionary and Liquidity Line (1)	2,504	2,504	--	--			
Morocco 3/	2,504	2,504	--	--	--	22-Jul-16	21-Jul-18
Total Current GRA Arrangements (20)	112,849	101,063	11,787	18,115			
Memorandum Items:							
Credit outstanding from members without current arrangement and outright disbursements.				28,287			
Total Credit Outstanding.				46,401			

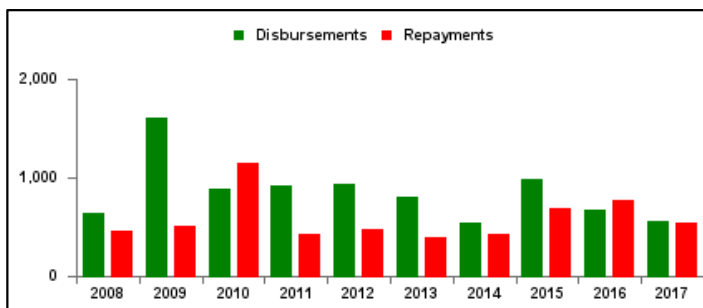
1/ -- Indicates zero value, zero indicates amounts less than SDR 0.5 million. Totals may not add due to rounding.

2/ Includes credit outstanding under expired arrangements and outright disbursements.

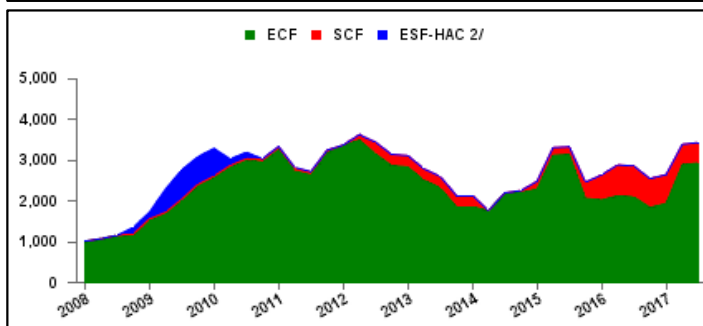
3/ Treated as precautionary by the authorities upon approval of the program.

Table 3a. Use of Concessional PRGT Resources 1/
as of September 14, 2017
(In millions of SDRs, unless indicated otherwise)

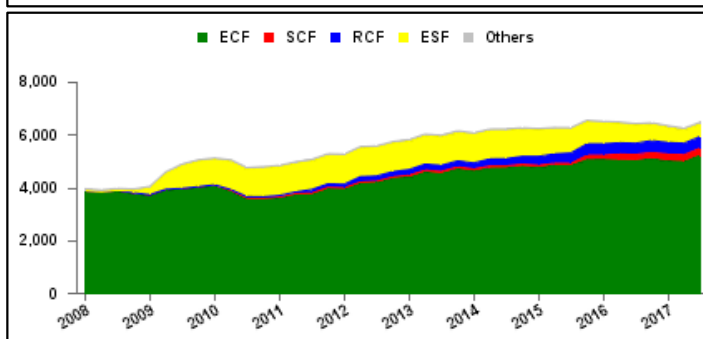
PRGT Lending (Calendar year to date)	SDR	USD
Disbursements	562.0	797.8
Repayments	541.2	768.2
Commitments Approved	1,451.5	2,060.3



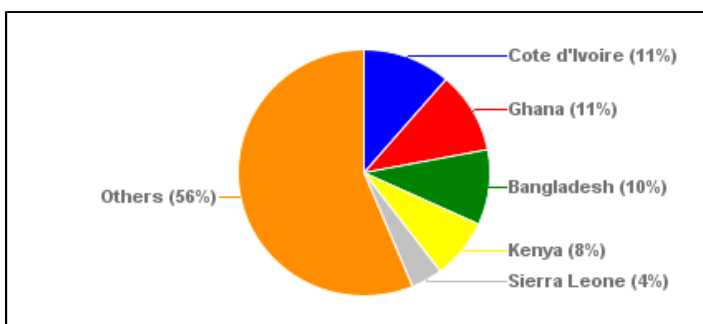
Commitments Under Current PRGT Arrangements	Number of	SDR	USD
Extended Credit Facility (ECF)	17	2,943.4	4,177.9
Standby Credit Facility (SCF)	2	498.8	708.0
Total Current Arrangements	19	3,442.2	4,886.0



Loans Outstanding by Facility	SDR	USD
Extended Credit Facility (ECF)	5,243.9	7,443.2
Standby Credit Facility (SCF)	274.2	389.2
Rapid Credit Facility (RCF)	441.9	627.2
(former) Exogenous Shocks Facility (ESF)	469.0	665.6
Others 3/	74.5	105.8
Total Loans Outstanding	6,503.5	9,231.1



Largest 5 Exposures 4/	Loans Outstanding	
	SDR	As a % of quota
Cote d'Ivoire	735.8	113
Ghana	694.9	94
Bangladesh	640.0	60
Kenya	509.1	94
Sierra Leone	262.2	126



1/ - Indicates zero value, zero indicates amounts less than SDR 0.05 million. Totals may not add due to rounding.

2/ The last commitment under the old ESF-HAC Facility expired on December 3, 2011.

3/ Includes outstanding and overdue loans under the (former) Structural Adjustment Facility and Trust Fund.

4/ Members with current arrangements are bolded.

Table 3b. Current Financial Arrangements (PRGT)
as of September 14, 2017
(In millions of SDRs, unless indicated otherwise) 1/

Member	Amount Committed	Amount Undrawn	Amount Drawn	Loans Outstanding		Period of Arrangement	
				Amount 2/	As a % of Quota	Effective Date	Expiration Date
Extended Credit Facility (17)	2,943	1,843	1,100	3,143			
Afghanistan	32	23	9	43	13	20-Jul-16	19-Jul-19
Benin	111	96	16	88	71	07-Apr-17	06-Apr-20
Cameroon	483	359	124	163	59	26-Jun-17	25-Jun-20
Central African Rep.	95	58	37	86	78	20-Jul-16	19-Jul-19
Chad	224	189	35	125	89	30-Jun-17	29-Jun-20
Cote d'Ivoire	217	161	55	736	113	12-Dec-16	11-Dec-19
Ghana	664	266	399	695	94	03-Apr-15	02-Apr-19
Guinea-Bissau	17	6	11	20	72	10-Jul-15	09-Jul-18
Kyrgyz Republic	67	29	38	131	74	08-Apr-15	07-Apr-18
Liberia	112	15	97	143	55	19-Nov-12	18-Nov-17
Madagascar	251	157	93	160	66	27-Jul-16	26-Nov-19
Mali	187	95	92	150	80	18-Dec-13	17-Dec-18
Moldova	43	29	14	140	81	07-Nov-16	06-Nov-19
Niger	99	85	14	127	96	23-Jan-17	22-Jan-20
Sao Tome-Principe	4	3	2	3	23	13-Jul-15	12-Jul-18
Sierra Leone	162	123	39	262	126	05-Jun-17	04-Jun-20
Togo	176	151	25	70	48	05-May-17	04-May-20
Standby Credit Facility (2)	499	373	126	636			
Kenya 3/	355	355	--	509	94	14-Mar-16	13-Mar-18
Rwanda	144	18	126	127	79	08-Jun-16	07-Dec-17
Total Current PRGT Arrangements (19)	3,442	2,216	1,226	3,780			
Memorandum Items:							
Loans outstanding from members without current arrangement and outright loans.				2,724			
Total Loans Outstanding.				6,503			

1/ -- Indicates zero value, zero indicates amounts less than SDR 0.5 million. Totals may not add due to rounding.

2/ Includes loans outstanding under expired arrangements and outright loans.

3/ Treated as precautionary by the authorities upon approval of the program.