



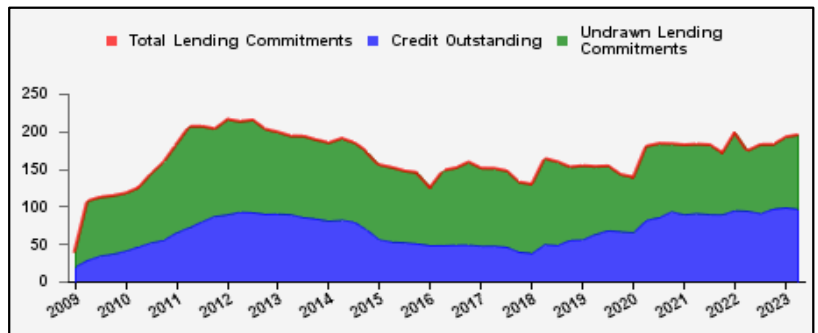
Weekly Report on Key Financial Statistics

Table 1. Key Indicators 1/

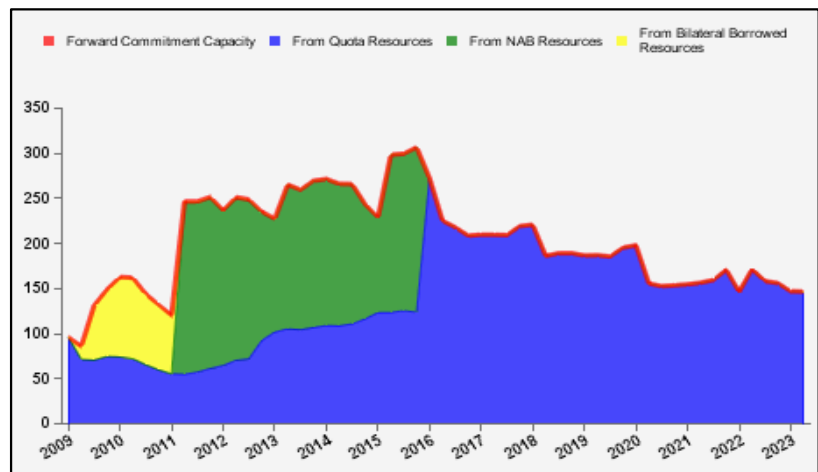
as of June 16, 2023

(In billions of SDRs, unless indicated otherwise)

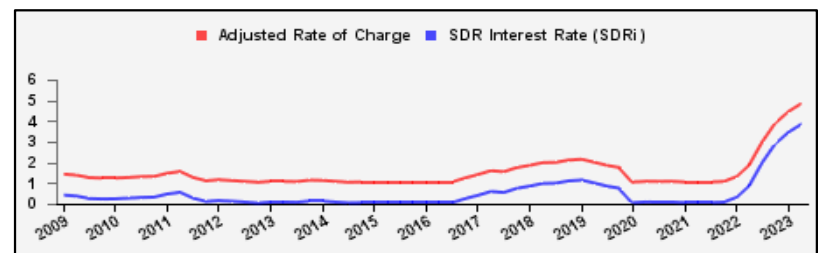
GRA Lending and Resources	SDR	USD
I. Total Lending Commitments, of which:	195.5	262.1
Undrawn Lending Commitments	98.8	132.5
Credit Outstanding	96.6	129.6
II. Forward Commitment Capacity (FCC)	146.6	196.6
III. Unactivated Borrowed Resources, of which: 2/	385.5	516.9
NAB	277.0	371.4
Bilateral Borrowing Agreements	108.6	145.6
IV. Total GRA Resources (I. + II. + III.)	727.6	975.6



Forward Commitment Capacity (FCC)	SDR	USD
I. Usable resources (a) + (b)	299.0	400.9
(a) Fund quota resources	299.0	400.9
(b) Fund borrowed resources	--	--
II. Undrawn balances under GRA lending commitments	98.8	132.5
Precautionary 3/	65.6	88.0
Non-precautionary	33.2	44.5
III. Uncommitted usable resources (I - II)	200.2	268.4
IV. Repurchases one-year forward	24.7	33.1
V. Repayments of borrowed resources one-year forward	1.1	1.4
VI. Prudential balance	77.2	103.5
VII. Forward commitment capacity (III + IV - V - VI) 4/	146.6	196.6
(a) From Quota resources	146.6	196.6
(b) From NAB resources	--	--
(c) From Bilateral Borrowed resources	--	--



Rates	Percent
1 SDR = USD	1.34085
SDR Interest Rate (SDRi)	3.852
Average SDRi over the previous 12-month period	2.658
Adjusted Rate of Charge	4.852
Adjusted Rate of Remuneration	3.852



1/ Figures highlighted in blue changed from previous issued report; -- Indicates zero value, zero indicates amounts less than SDR 0.05 billion. Totals may not add due to rounding.

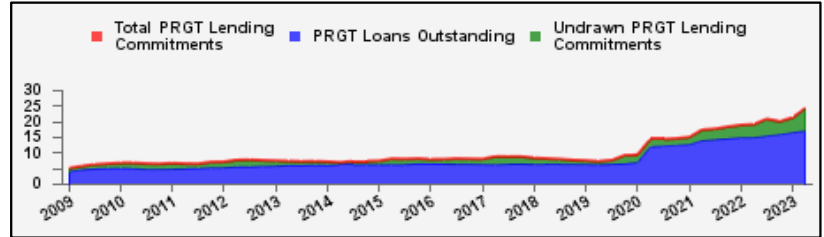
2/ Excludes 20% prudential balance and borrowing lines of participants/members that are currently not in the FTP. For the NAB, also excludes any outstanding NAB claims; and undrawn committed resources under current NAB-eligible arrangements, if any.

3/ Undrawn balances under arrangements treated as precautionary by the authorities.

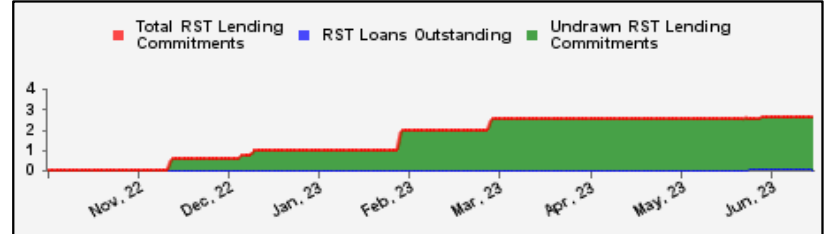
4/ In the event of activation of the NAB and/or bilateral borrowed resources, the FCC is modified to take account of additional usable resources under these arrangements (which exclude a prudential balance and non-FTP members).

Table 1. Key Indicators (continued) 1/
as of June 16, 2023
(In billions of SDRs, unless indicated otherwise)

PRGT Lending and Resources	SDR	USD
I. Total Lending Commitments, of which:	24.2	32.5
Ia. Undrawn lending commitments	7.1	9.5
Ib. Loans Outstanding	17.1	22.9
II. Undrawn Loan Resources	28.3	38.0
III. Uncommitted Loan Resources (II. - Ia.)	21.2	28.4



RST Lending and Resources	SDR	USD
I. Total Lending Commitments, of which:	2.6	3.5
Ia. Undrawn lending commitments	2.5	3.4
Ib. Loans Outstanding	0.1	0.1
II. Undrawn Loan Resources	18.4	24.6
III. Uncommitted Loan Resources (II. - Ia.)	15.8	21.2



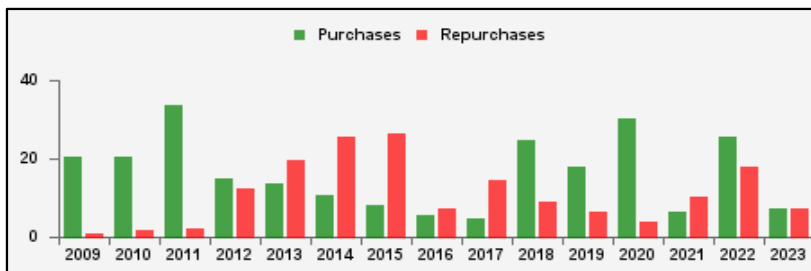
1/ Figures highlighted in blue changed from previous issued report; -- Indicates zero value, zero indicates amounts less than SDR 0.05 billion. Totals may not add due to rounding.

Table 2a. Use of GRA Resources 1/

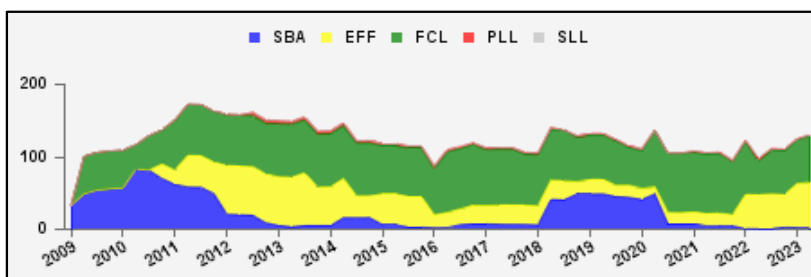
as of June 16, 2023

(In billions of SDRs, unless indicated otherwise)

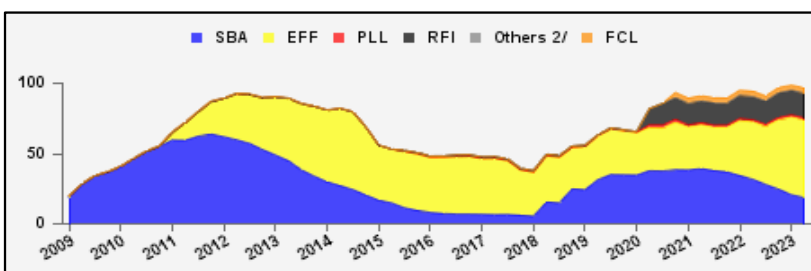
GRA Lending (Calendar year to date)	SDR	USD
Purchases	7.1	9.5
Financed by Quota Resources	7.1	9.5
Financed by Borrowings	--	--
Repurchases	7.4	9.9
Commitments Approved	22.3	30.0



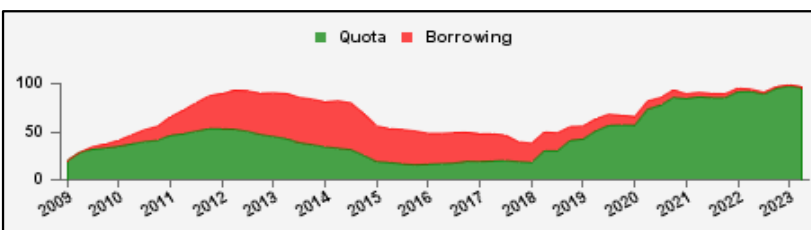
Commitments Under Current GRA Arrangements	Number of	SDR	USD
Standby Arrangement (SBA)	4	2.3	3.1
Extended Fund Facility (EFF)	19	62.6	83.9
Flexible Credit Line (FCL)	5	64.5	86.5
Precautionary and Liquidity Line (PLL)	2	1.1	1.5
Short-Term Liquidity Line (SLL)	--	--	--
Total Current Arrangements	30	130.5	175.0



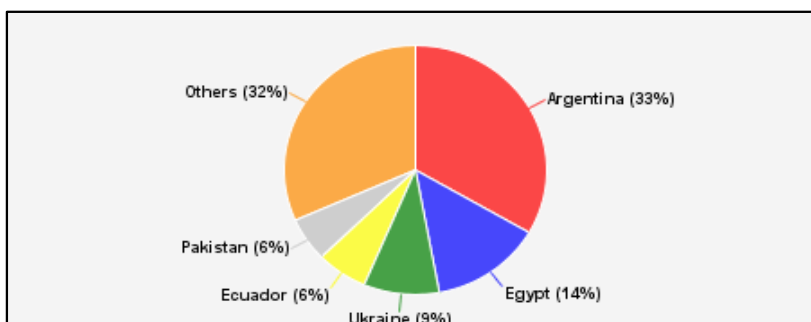
Credit Outstanding by Facility	SDR	USD
Standby Arrangement (SBA)	18.7	25.0
Extended Fund Facility (EFF)	55.1	73.9
Flexible Credit Line (FCL)	3.8	5.0
Precautionary and Liquidity Line (PLL)	1.6	2.1
Short-Term Liquidity Line (SLL)	--	--
Rapid Financing Instrument (RFI)	17.5	23.5
Others 2/	--	--
Total Credit Outstanding	96.6	129.6



Credit Outstanding by Financing Sources	SDR	USD
Financed by Quota Resources	95.6	128.1
Financed by Borrowings	1.1	1.4
Total Credit Outstanding	96.6	129.6



Largest 5 Exposures 3/	Credit Outstanding	
	SDR	As a % of quota
Argentina	32.3	1,012
Egypt	13.3	651
Ukraine	9.0	446
Ecuador	6.1	874
Pakistan	5.5	271



1/ Figures highlighted in blue changed from previous issued report; -- Indicates zero value, zero indicates amounts less than SDR 0.05 billion. Totals may not add due to rounding.

2/ Includes outstanding credit under the former Compensatory Financing Facility; for the chart also includes outstanding credit under the former Emergency Post Conflict and Natural Disaster Assistance policy.

3/ Members with current arrangements are bolded.

Table 2b. Current Financial Arrangements (GRA)

as of June 16, 2023

(In millions of SDRs, unless indicated otherwise) 1/

Member	Amount Committed	Amount Undrawn	Amount Drawn	Credit Outstanding		Period of Arrangement	
				Amount 2/	As a % of Quota	Effective Date	Expiration Date
Standby Arrangement (4)	2,318	1,532	786	1,642			
Armenia 3/	129	129	--	351	272	12-Dec-22	11-Dec-25
Georgia 3/	210	210	--	464	221	15-Jun-22	14-Jun-25
Kosovo 3/	80	80	--	41	50	25-May-23	24-May-25
Serbia	1,899	1,113	786	786	120	19-Dec-22	18-Dec-24
Extended Fund Facility (19)	62,598	31,760	30,839	68,133			
Argentina	31,914	10,414	21,500	32,252	1,012	25-Mar-22	24-Sep-24
Bangladesh	1,646	1,411	235	590	55	30-Jan-23	29-Jul-26
Barbados	85	71	14	333	353	07-Dec-22	06-Dec-25
Benin	323	144	178	261	211	08-Jul-22	07-Jan-26
Cameroon	322	110	212	212	77	29-Jul-21	28-Jul-24
Costa Rica	1,237	619	619	988	268	01-Mar-21	31-Jul-24
Cote d'Ivoire	1,734	1,487	248	1,182	182	24-May-23	23-Sep-26
Egypt	2,350	2,089	261	13,256	651	16-Dec-22	15-Oct-26
Gabon	389	192	197	752	348	28-Jul-21	27-Jul-24
Jordan	1,146	161	985	1,465	427	25-Mar-20	24-Mar-24
Kenya	1,248	497	752	752	139	02-Apr-21	01-Jun-24
Mauritania	43	32	11	11	8	25-Jan-23	24-Jul-26
Moldova	396	241	156	343	199	20-Dec-21	19-Apr-25
Pakistan	4,988	1,950	3,038	5,506	271	03-Jul-19	30-Jun-23
Papua New Guinea	456	412	44	44	17	22-Mar-23	21-May-26
Seychelles	42	36	6	96	419	31-May-23	30-May-26
Sri Lanka	2,286	2,032	254	992	171	20-Mar-23	19-Mar-27
Suriname	384	266	118	118	92	22-Dec-21	21-Dec-24
Ukraine	11,608	9,596	2,012	8,980	446	31-Mar-23	30-Mar-27
Flexible Credit Line (5)	64,490	64,490	--	5,250			
Chile 3/	13,954	13,954	--	--	--	29-Aug-22	28-Aug-24
Colombia 3/	7,156	7,156	--	3,750	183	29-Apr-22	28-Apr-24
Mexico 3/	35,651	35,651	--	--	--	19-Nov-21	18-Nov-23
Morocco 3/	3,726	3,726	--	1,500	168	03-Apr-23	02-Apr-25
Peru 3/	4,004	4,004	--	--	--	27-May-22	26-May-24
Precautionary and Liquidity Line (2)	1,134	1,050	84	750			
Jamaica 3/	728	728	--	526	137	01-Mar-23	28-Feb-25
North Macedonia	407	323	84	224	160	21-Nov-22	20-Nov-24
Total Current GRA Arrangements (30)	130,541	98,833	31,709	75,775			
Memorandum Items:							
Credit outstanding from members without current arrangement and outright disbursements.					20,867		
Total Credit Outstanding.					96,641		

1/ -- Indicates zero value, zero indicates amounts less than SDR 0.5 million. Totals may not add due to rounding.

2/ Includes Credit Outstanding under expired arrangements and outright disbursements.

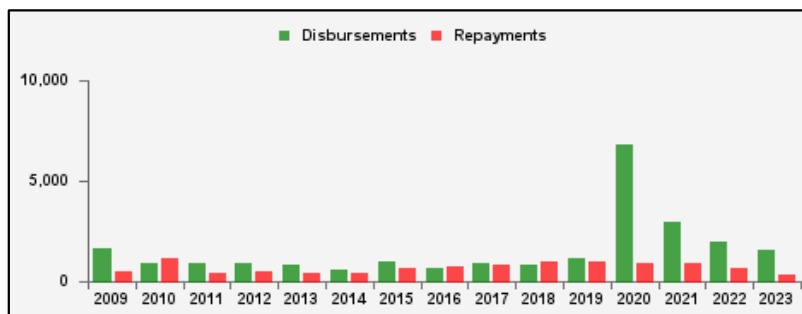
3/ The undrawn commitment of the arrangement is treated as precautionary by the authorities.

Table 3a. Use of Concessional PRGT Resources 1/

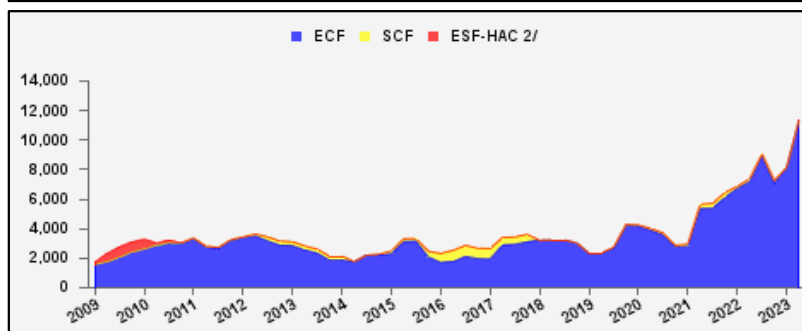
as of June 16, 2023

(In millions of SDRs, unless indicated otherwise)

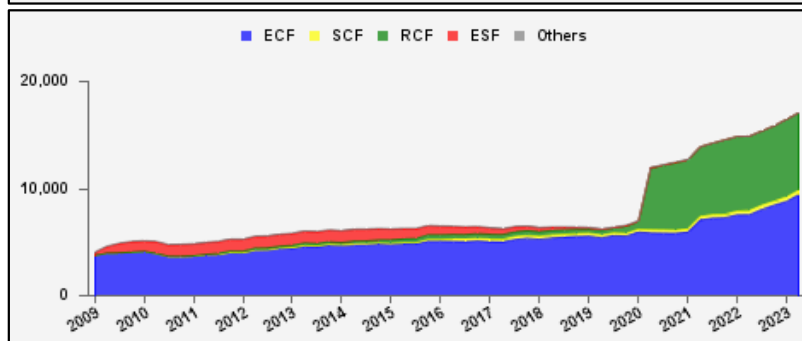
PRGT Lending (Calendar year to date)	SDR	USD
Disbursements	1,546.9	2,074.1
Repayments	320.0	429.1
Commitments Approved	4,611.8	6,183.8



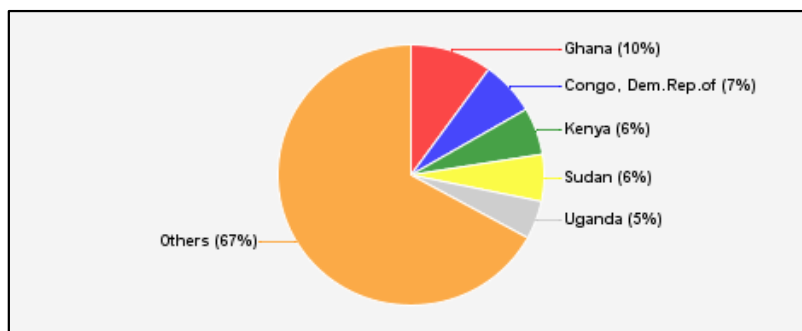
Commitments Under Current PRGT Arrangements	Number of	SDR	USD
Extended Credit Facility (ECF)	26	11,370.2	15,245.8
Standby Credit Facility (SCF)	--	--	--
Total Current Arrangements	26	11,370.2	15,245.8



Loans Outstanding by Facility	SDR	USD
Extended Credit Facility (ECF)	9,441.2	12,659.3
Standby Credit Facility (SCF)	410.4	550.2
Rapid Credit Facility (RCF)	7,246.5	9,716.5
(former) Exogenous Shocks Facility (ESF)	--	--
Others 3/	--	--
Total Loans Outstanding	17,098.1	22,926.0



Largest 5 Exposures 4/	Loans Outstanding	
	SDR	As a % of quota
Ghana	1,697.5	230
Congo, Dem.Rep.of	1,142.2	107
Kenya	1,000.5	184
Sudan	991.6	157
Uganda	812.3	225



1/ Figures highlighted in blue changed from previous issued report; -- Indicates zero value, zero indicates amounts less than SDR 0.05 million. Totals may not add due to rounding.

2/ The last commitment under the old ESF-HAC Facility expired on December 3, 2011.

3/ Includes outstanding and overdue loans under the (former) Structural Adjustment Facility and Trust Fund.

4/ Members with current arrangements are bolded.

Table 3b. Current Financial Arrangements (PRGT)

as of June 16, 2023

(In millions of SDRs, unless indicated otherwise) 1/

Member	Amount Committed	Amount Undrawn	Amount Drawn	Loans Outstanding		Period of Arrangement	
				Amount 2/	As a % of Quota	Effective Date	Expiration Date
Extended Credit Facility (26)	11,370	7,113	4,257	11,990			
Bangladesh	823	705	117	414	39	30-Jan-23	29-Jul-26
Benin	161	72	89	316	255	08-Jul-22	07-Jan-26
Cabo Verde	45	23	23	46	195	15-Jun-22	14-Jun-25
Cameroon	161	55	106	797	289	29-Jul-21	28-Jul-24
Central African Rep.	142	130	11	209	188	27-Apr-23	26-Jun-26
Chad	393	224	168	550	392	10-Dec-21	09-Dec-24
Comoros	32	28	4	10	55	01-Jun-23	31-May-27
Congo, Dem.Rep.of	1,066	457	609	1,142	107	15-Jul-21	14-Jul-24
Congo, Rep. of	324	130	194	227	140	21-Jan-22	20-Jan-25
Cote d'Ivoire	867	743	124	689	106	24-May-23	23-Sep-26
Ghana	2,242	1,791	451	1,698	230	17-May-23	16-May-26
Guinea-Bissau	28	24	5	33	118	30-Jan-23	29-Jan-26
Kenya	570	119	451	1,001	184	02-Apr-21	01-Jun-24
Liberia	155	70	85	187	73	11-Dec-19	10-Dec-23
Madagascar	220	73	147	647	265	29-Mar-21	28-Jul-24
Mauritania	21	16	5	237	184	25-Jan-23	24-Jul-26
Moldova	198	76	122	219	127	20-Dec-21	19-Apr-25
Mozambique	341	227	114	445	196	09-May-22	08-May-25
Nepal	282	165	118	292	186	12-Jan-22	11-Jan-26
Niger	197	79	118	355	270	08-Dec-21	07-Dec-24
Papua New Guinea	228	206	22	285	108	22-Mar-23	21-May-26
Sierra Leone	124	16	109	366	176	30-Nov-18	29-Nov-23
Somalia	253	7	246	246	150	25-Mar-20	24-Dec-23
Tanzania	796	567	229	627	158	18-Jul-22	17-Nov-25
Uganda	722	271	451	812	225	28-Jun-21	27-Jun-24
Zambia	978	838	140	140	14	31-Aug-22	30-Oct-25
Total Current PRGT Arrangements (26)	11,370	7,113	4,257	11,990			
Memorandum Items:							
Credit outstanding from members without current arrangement and outright loans.					5,108		
Total Credit Outstanding.					17,098		

1/ -- Indicates zero value, zero indicates amounts less than SDR 0.5 million. Totals may not add due to rounding.

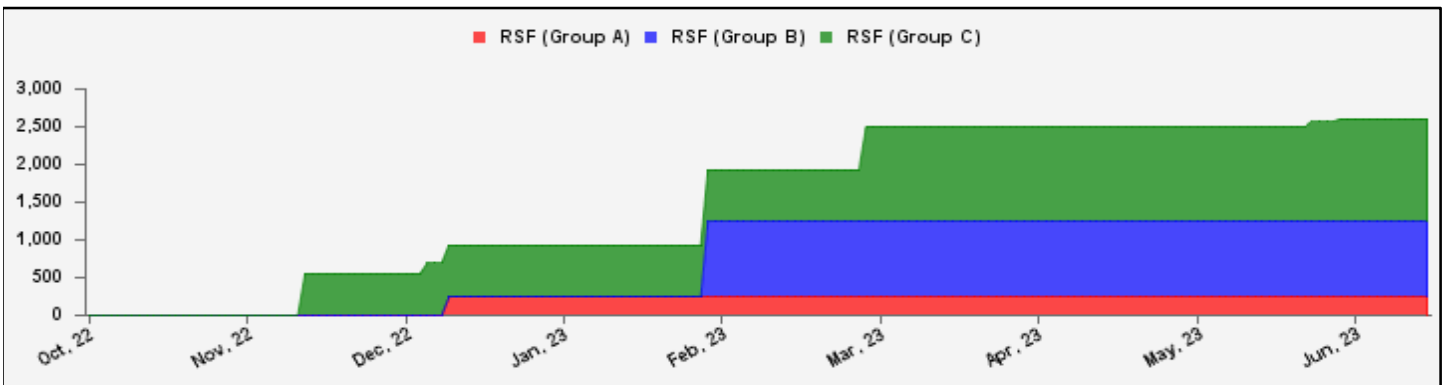
2/ Includes Loans Outstanding under expired arrangements and outright loans.

Table 4a. Use of RST Resources 1/
as of June 16, 2023
(In millions of SDRs, unless indicated otherwise)

RST Lending (Calendar year to date)	SDR	USD
Disbursements	73.9	99.2
Repayments	--	--
Commitments Approved	1,670.7	2,240.1

Commitments Under Current RST Arrangements by Interest Rate Group 2/	Number of	SDR	USD
Resilience and Sustainability Facility (Group A)	1	240.3	322.2
Resilience and Sustainability Facility (Group B)	1	1,000.0	1,340.9
Resilience and Sustainability Facility (Group C)	5	1,366.5	1,832.3
Total Current Arrangements	7	2,606.8	3,495.3

RST Commitments 3/



Loans Outstanding by Interest Rate Group	SDR	USD
Resilience and Sustainability Facility (Group A)	73.9	99.2
Resilience and Sustainability Facility (Group B)	--	--
Resilience and Sustainability Facility (Group C)	--	--
Total Loans Outstanding	73.9	99.2

1/ Figures highlighted in blue changed from previous issued report; -- Indicates zero value, zero indicates amounts less than SDR 0.05 million. Totals may not add due to rounding.

2/ The RSF has a tiered interest rate structure that differentiates financing terms across groups of countries (Group A, B, and C) with lower income members benefiting from more concessional terms. For details of the RST's tiered interest rate structure refer to the RST instrument (Attachment A, IMF Executive Board Decision No. 17231-(22/37) April 13, 2022, as amended).

3/ On October 12, 2022, the IMF's Managing Director announced that the RST has become operational, and the first RSF arrangement was approved on November 14, 2022.

Table 4b. Current Financial Arrangements (RST)

as of June 16, 2023

(In millions of SDRs, unless indicated otherwise) 1/

Member 2/	Amount Committed	Amount Undrawn	Amount Drawn	Loans Outstanding		Period of Arrangement	
				Amount 3/	As a % of Quota	Effective Date	Expiration Date
Resilience and Sustainability Facility (Group A) (1) 4/	240	166	74	74			
Rwanda	240	166	74	74	46	12-Dec-22	11-Dec-25
Resilience and Sustainability Facility (Group B) (1) 4/	1,000	1,000	--	--			
Bangladesh	1,000	1,000	--	--	--	30-Jan-23	29-Jul-26
Resilience and Sustainability Facility (Group C) (5) 4/	1,367	1,367	--	--			
Barbados	142	142	--	--	--	07-Dec-22	06-Dec-25
Costa Rica	554	554	--	--	--	14-Nov-22	31-Jul-24
Jamaica	574	574	--	--	--	01-Mar-23	28-Feb-25
Kosovo	62	62	--	--	--	25-May-23	24-May-25
Seychelles	34	34	--	--	--	31-May-23	30-May-26
Total Current RST Arrangements (7)	2,607	2,533	74	74			
Memorandum Items:							
Credit outstanding from members without current arrangement.				--			
Total Credit Outstanding.				74			

1/ -- Indicates zero value, zero indicates amounts less than SDR 0.5 million. Totals may not add due to rounding.

2/ Details of members' concurrent GRA and/or PRGT arrangements are on Table 2b and Table 3b respectively, except for those members with a RSF that was approved concurrently with a Policy Coordination Instrument (PCI) or Policy Support Instrument (PSI) which are non-financing instruments.

3/ Includes Loans Outstanding under expired arrangements, if applicable.

4/ Under the Resilience and Sustainability Facility's (RSF) tiered interest rate structure that differentiates financing terms across groups of countries, interest is charged on credit outstanding for Group A, B, and C countries at the SDR interest rate +55 basis points (capped at 2.25%), +75 basis points, and +95 basis points respectively. For details of the RST's tiered interest rate structure refer to the RST instrument (Attachment A, IMF Executive Board Decision No. 17231-(22/37) April 13, 2022, as amended).