



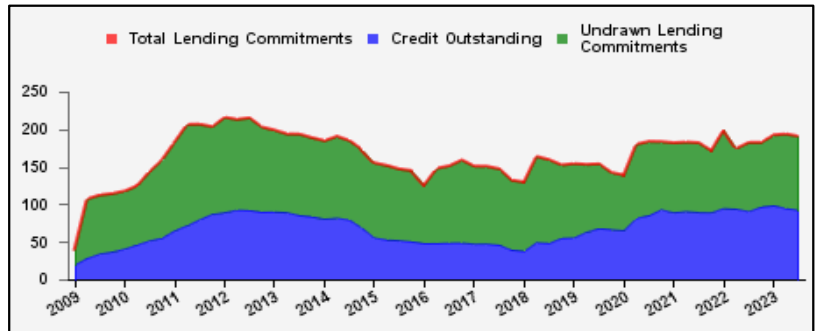
Weekly Report on Key Financial Statistics

Table 1. Key Indicators 1/

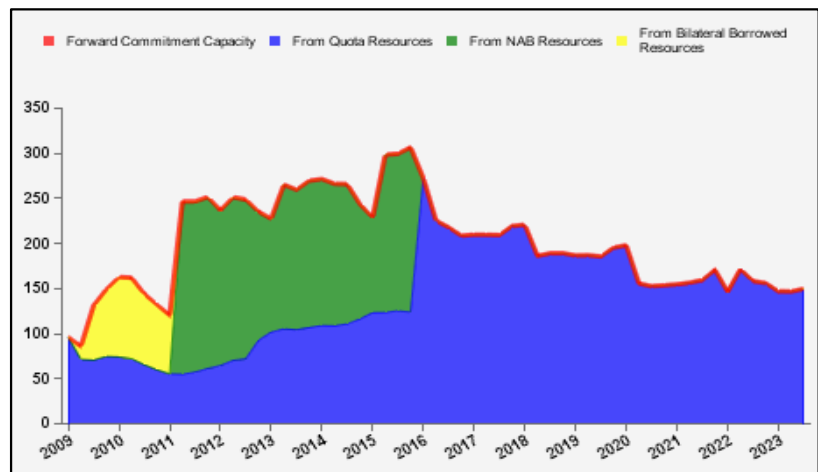
as of August 18, 2023

(In billions of SDRs, unless indicated otherwise)

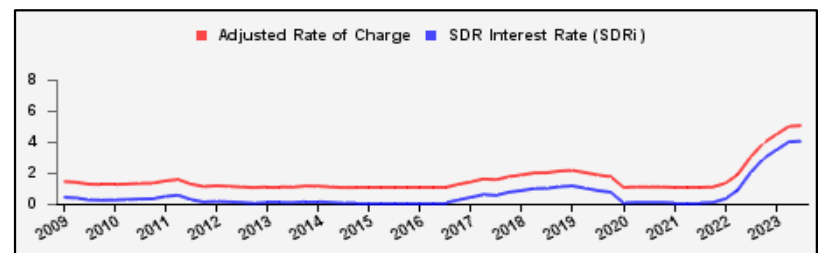
GRA Lending and Resources	SDR	USD
I. Total Lending Commitments, of which:	190.6	253.4
Undrawn Lending Commitments	97.8	130.0
Credit Outstanding	92.8	123.4
II. Forward Commitment Capacity (FCC)	149.7	199.0
III. Unactivated Borrowed Resources, of which: 2/	386.1	513.5
NAB	277.1	368.6
Bilateral Borrowing Agreements	109.0	144.9
IV. Total GRA Resources (I. + II. + III.)	726.4	966.0



Forward Commitment Capacity (FCC)	SDR	USD
I. Usable resources (a) + (b)	303.2	403.2
(a) Fund quota resources	303.2	403.2
(b) Fund borrowed resources	--	--
II. Undrawn balances under GRA lending commitments	97.8	130.0
Precautionary 3/	65.6	87.3
Non-precautionary	32.1	42.8
III. Uncommitted usable resources (I - II)	205.4	273.1
IV. Repurchases one-year forward	22.4	29.7
V. Repayments of borrowed resources one-year forward	0.9	1.2
VI. Prudential balance	77.2	102.6
VII. Forward commitment capacity (III + IV - V - VI) 4/	149.7	199.0
(a) From Quota resources	149.7	199.0
(b) From NAB resources	--	--
(c) From Bilateral Borrowed resources	--	--



Rates	Percent
1 SDR = USD	1.32988
SDR Interest Rate (SDRi)	4.037
Average SDRi over the previous 12-month period	3.145
Adjusted Rate of Charge	5.037
Adjusted Rate of Remuneration	4.037



1/ Figures highlighted in blue changed from previous issued report; -- Indicates zero value, zero indicates amounts less than SDR 0.05 billion. Totals may not add due to rounding.

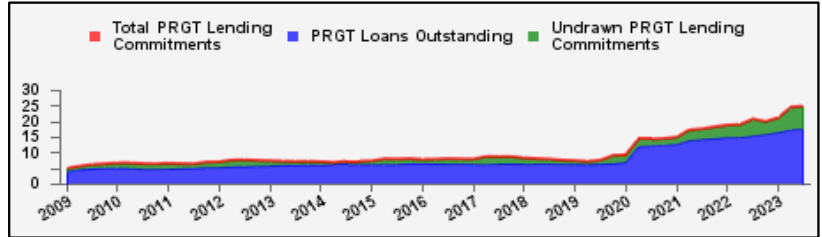
2/ Excludes 20% prudential balance and borrowing lines of participants/members that are currently not in the FTP. For the NAB, also excludes any outstanding NAB claims; and undrawn committed resources under current NAB-eligible arrangements, if any.

3/ Undrawn balances under arrangements treated as precautionary by the authorities.

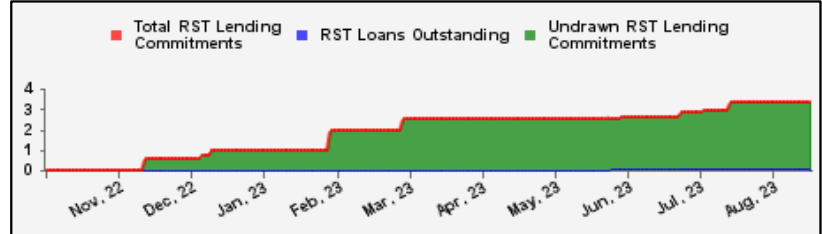
4/ In the event of activation of the NAB and/or bilateral borrowed resources, the FCC is modified to take account of additional usable resources under these arrangements (which exclude a prudential balance and non-FTP members).

Table 1. Key Indicators (continued) 1/
as of August 18, 2023
(In billions of SDRs, unless indicated otherwise)

PRGT Lending and Resources	SDR	USD
I. Total Lending Commitments, of which:	24.8	33.0
Ia. Undrawn lending commitments	7.2	9.5
Ib. Loans Outstanding	17.7	23.5
II. Undrawn Loan Resources	27.6	36.7
III. Uncommitted Loan Resources (II. - Ia.)	20.5	27.2



RST Lending and Resources	SDR	USD
I. Total Lending Commitments, of which:	3.4	4.5
Ia. Undrawn lending commitments	3.3	4.3
Ib. Loans Outstanding	0.1	0.1
II. Undrawn Loan Resources	18.3	24.4
III. Uncommitted Loan Resources (II. - Ia.)	15.1	20.1



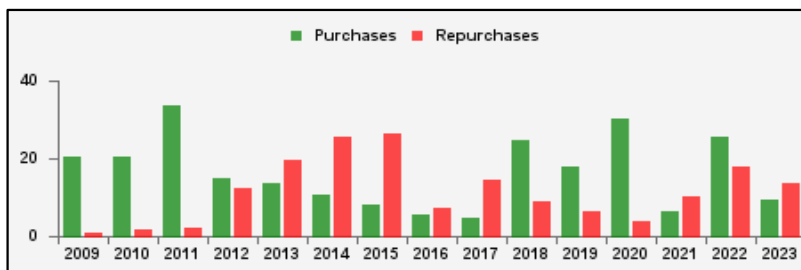
1/ Figures highlighted in blue changed from previous issued report; -- Indicates zero value, zero indicates amounts less than SDR 0.05 billion. Totals may not add due to rounding.

Table 2a. Use of GRA Resources 1/

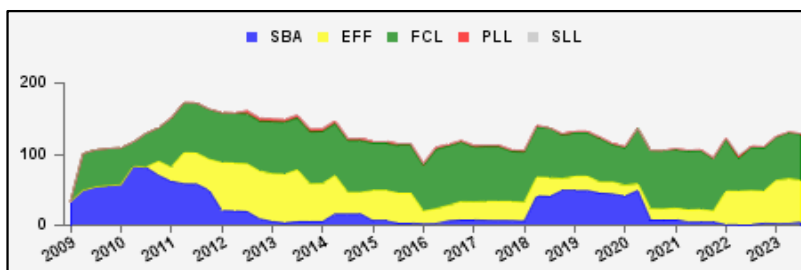
as of August 18, 2023

(In billions of SDRs, unless indicated otherwise)

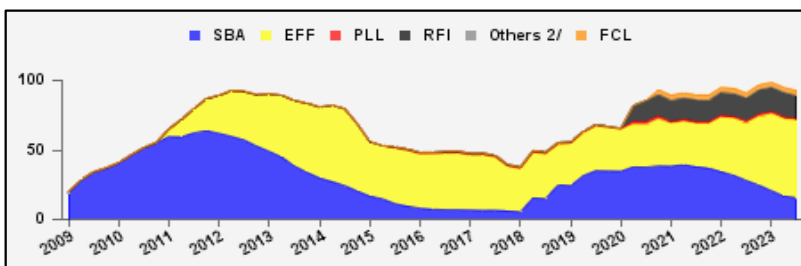
GRA Lending (Calendar year to date)	SDR	USD
Purchases	9.4	12.5
Financed by Quota Resources	9.4	12.5
Financed by Borrowings	--	--
Repurchases	13.6	18.1
Commitments Approved	25.6	34.0



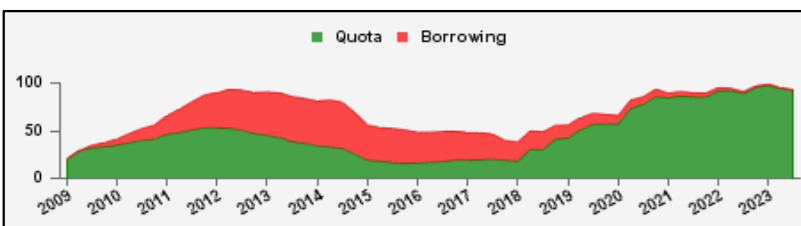
Commitments Under Current GRA Arrangements	Number of	SDR	USD
Standby Arrangement (SBA)	5	4.6	6.1
Extended Fund Facility (EFF)	19	58.6	77.9
Flexible Credit Line (FCL)	5	64.5	85.8
Precautionary and Liquidity Line (PLL)	2	1.1	1.5
Short-Term Liquidity Line (SLL)	--	--	--
Total Current Arrangements	31	128.8	171.3



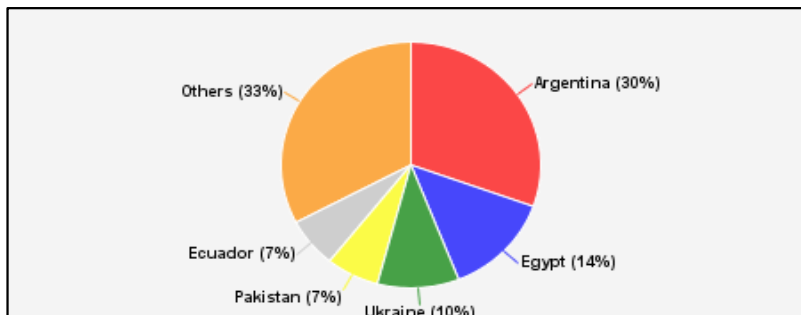
Credit Outstanding by Facility	SDR	USD
Standby Arrangement (SBA)	15.6	20.7
Extended Fund Facility (EFF)	55.6	74.0
Flexible Credit Line (FCL)	3.8	5.0
Precautionary and Liquidity Line (PLL)	1.6	2.1
Short-Term Liquidity Line (SLL)	--	--
Rapid Financing Instrument (RFI)	16.2	21.6
Others 2/	--	--
Total Credit Outstanding	92.8	123.4



Credit Outstanding by Financing Sources	SDR	USD
Financed by Quota Resources	91.9	122.2
Financed by Borrowings	0.9	1.2
Total Credit Outstanding	92.8	123.4



Credit Outstanding		
Largest 5 Exposures 3/	SDR	As a % of quota
Argentina	28.3	887
Egypt	12.6	617
Ukraine	9.4	468
Pakistan	6.1	301
Ecuador	6.0	865



1/ Figures highlighted in blue changed from previous issued report; -- Indicates zero value, zero indicates amounts less than SDR 0.05 billion. Totals may not add due to rounding.

2/ Includes outstanding credit under the former Compensatory Financing Facility; for the chart also includes outstanding credit under the former Emergency Post Conflict and Natural Disaster Assistance policy.

3/ Members with current arrangements are bolded.

Table 2b. Current Financial Arrangements (GRA)

as of August 18, 2023
(In millions of SDRs, unless indicated otherwise) 1/

Member	Amount Committed	Amount Undrawn	Amount Drawn	Credit Outstanding		Period of Arrangement	
				Amount 2/	As a % of Quota	Effective Date	Expiration Date
Standby Arrangement (5)	4,568	2,725	1,843	7,888			
Armenia 3/	129	129	--	320	249	12-Dec-22	11-Dec-25
Georgia 3/	210	210	--	459	218	15-Jun-22	14-Jun-25
Kosovo 3/	80	80	--	36	44	25-May-23	24-May-25
Pakistan	2,250	1,356	894	6,123	301	12-Jul-23	11-Apr-24
Serbia	1,899	949	949	949	145	19-Dec-22	18-Dec-24
Extended Fund Facility (19)	58,602	29,519	29,083	59,449			
Argentina	31,914	10,414	21,500	28,263	887	25-Mar-22	24-Sep-24
Bangladesh	1,646	1,411	235	590	55	30-Jan-23	29-Jul-26
Barbados	85	57	28	347	368	07-Dec-22	06-Dec-25
Benin	323	144	178	261	211	08-Jul-22	07-Jan-26
Cameroon	322	74	248	248	90	29-Jul-21	28-Jul-24
Costa Rica	1,237	412	825	1,194	323	01-Mar-21	31-Jul-24
Cote d'Ivoire	1,734	1,487	248	1,117	172	24-May-23	23-Sep-26
Egypt	2,350	2,089	261	12,568	617	16-Dec-22	15-Oct-26
Gabon	389	192	197	715	331	28-Jul-21	27-Jul-24
Jordan	1,146	137	1,009	1,485	433	25-Mar-20	24-Mar-24
Kenya	1,485	504	981	981	181	02-Apr-21	01-Apr-25
Mauritania	43	32	11	11	8	25-Jan-23	24-Jul-26
Moldova	396	241	156	327	189	20-Dec-21	19-Apr-25
Papua New Guinea	456	412	44	44	17	22-Mar-23	21-May-26
Senegal	755	647	108	685	212	26-Jun-23	25-Jun-26
Seychelles	42	36	6	92	403	31-May-23	30-May-26
Sri Lanka	2,286	2,032	254	982	170	20-Mar-23	19-Mar-27
Suriname	384	266	118	118	92	22-Dec-21	21-Dec-24
Ukraine	11,608	8,933	2,676	9,421	468	31-Mar-23	30-Mar-27
Flexible Credit Line (5)	64,490	64,490	--	5,250			
Chile 3/	13,954	13,954	--	--	--	29-Aug-22	28-Aug-24
Colombia 3/	7,156	7,156	--	3,750	183	29-Apr-22	28-Apr-24
Mexico 3/	35,651	35,651	--	--	--	19-Nov-21	18-Nov-23
Morocco 3/	3,726	3,726	--	1,500	168	03-Apr-23	02-Apr-25
Peru 3/	4,004	4,004	--	--	--	27-May-22	26-May-24
Precautionary and Liquidity Line (2)	1,134	1,050	84	671			
Jamaica 3/	728	728	--	464	121	01-Mar-23	28-Feb-25
North Macedonia	407	323	84	207	148	21-Nov-22	20-Nov-24
Total Current GRA Arrangements (31)	128,794	97,784	31,010	73,258			
Memorandum Items:							
Credit outstanding from members without current arrangement and outright disbursements.				19,516			
Total Credit Outstanding.				92,774			

1/ -- Indicates zero value, zero indicates amounts less than SDR 0.5 million. Totals may not add due to rounding.

2/ Includes Credit Outstanding under expired arrangements and outright disbursements.

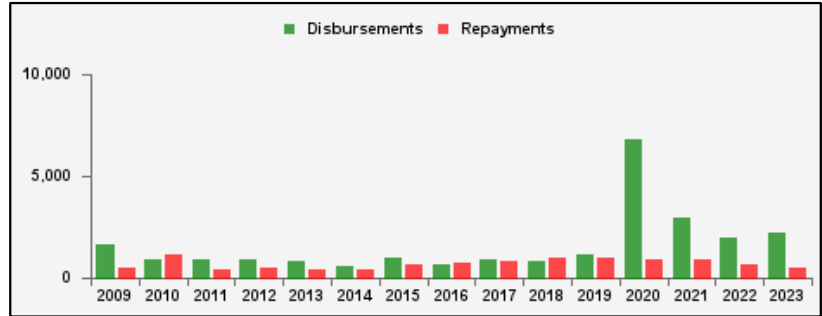
3/ The undrawn commitment of the arrangement is treated as precautionary by the authorities.

Table 3a. Use of Concessional PRGT Resources 1/

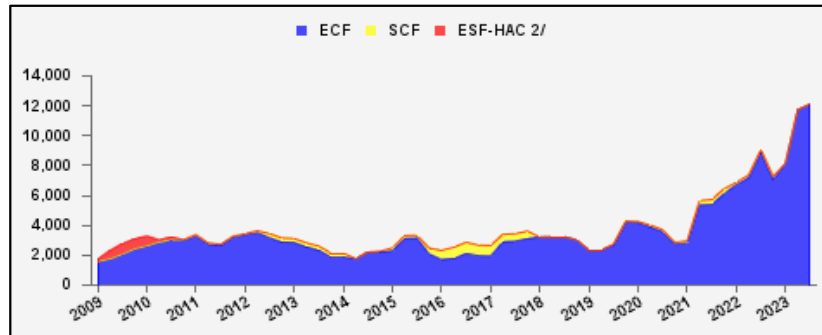
as of August 18, 2023

(In millions of SDRs, unless indicated otherwise)

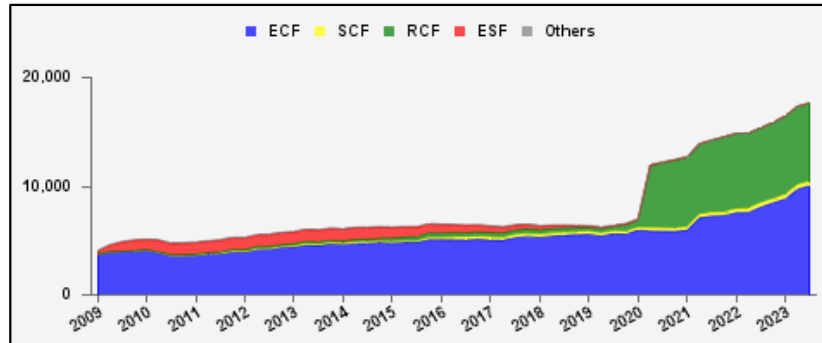
PRGT Lending (Calendar year to date)	SDR	USD
Disbursements	2,252.0	2,994.8
Repayments	454.1	603.9
Commitments Approved	5,360.5	7,128.8



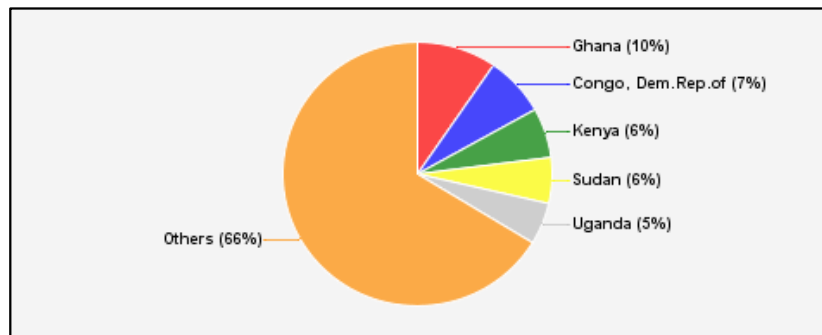
Commitments Under Current PRGT Arrangements	Number of	SDR	USD
Extended Credit Facility (ECF)	28	12,118.9	16,116.7
Standby Credit Facility (SCF)	--	--	--
Total Current Arrangements	28	12,118.9	16,116.7



Loans Outstanding by Facility	SDR	USD
Extended Credit Facility (ECF)	10,037.7	13,348.9
Standby Credit Facility (SCF)	392.9	522.5
Rapid Credit Facility (RCF)	7,238.5	9,626.4
(former) Exogenous Shocks Facility (ESF)	--	--
Others 3/	--	--
Total Loans Outstanding	17,669.1	23,497.8



Largest 5 Exposures 4/	Loans Outstanding	
	SDR	As a % of quota
Ghana	1,689.2	229
Congo, Dem.Rep.of	1,294.5	121
Kenya	1,078.1	199
Sudan	991.6	157
Uganda	902.5	250



1/ Figures highlighted in blue changed from previous issued report; -- Indicates zero value, zero indicates amounts less than SDR 0.05 million. Totals may not add due to rounding.

2/ The last commitment under the old ESF-HAC Facility expired on December 3, 2011.

3/ Includes outstanding and overdue loans under the (former) Structural Adjustment Facility and Trust Fund.

4/ Members with current arrangements are bolded.

Table 3b. Current Financial Arrangements (PRGT)

as of August 18, 2023

(In millions of SDRs, unless indicated otherwise) 1/

Member	Amount Committed	Amount Undrawn	Amount Drawn	Loans Outstanding		Period of Arrangement	
				Amount 2/	As a % of Quota	Effective Date	Expiration Date
Extended Credit Facility (28)	12,119	7,156	4,962	12,966			
Bangladesh	823	705	117	414	39	30-Jan-23	29-Jul-26
Benin	161	72	89	316	255	08-Jul-22	07-Jan-26
Burundi	200	154	46	105	68	17-Jul-23	16-Sep-26
Cabo Verde	45	18	27	51	214	15-Jun-22	14-Jun-25
Cameroon	161	37	124	795	288	29-Jul-21	28-Jul-24
Central African Rep.	142	130	11	203	182	27-Apr-23	26-Jun-26
Chad	393	224	168	543	387	10-Dec-21	09-Dec-24
Comoros	32	28	4	10	54	01-Jun-23	31-May-27
Congo, Dem.Rep.of	1,066	305	762	1,295	121	15-Jul-21	14-Jul-24
Congo, Rep. of	324	97	227	259	160	21-Jan-22	20-Jan-25
Cote d'Ivoire	867	743	124	683	105	24-May-23	23-Sep-26
Ghana	2,242	1,791	451	1,689	229	17-May-23	16-May-26
Guinea-Bissau	28	24	5	33	116	30-Jan-23	29-Jan-26
Kenya	741	213	528	1,078	199	02-Apr-21	01-Apr-25
Liberia	155	70	85	182	71	11-Dec-19	10-Dec-23
Madagascar	220	49	171	659	270	29-Mar-21	28-Jul-24
Mauritania	21	16	5	236	183	25-Jan-23	24-Jul-26
Moldova	198	76	122	218	127	20-Dec-21	19-Apr-25
Mozambique	341	182	159	481	212	09-May-22	08-May-25
Nepal	282	165	118	289	184	12-Jan-22	11-Jan-26
Niger	197	59	138	369	281	08-Dec-21	07-Jun-25
Papua New Guinea	228	206	22	285	108	22-Mar-23	21-May-26
Senegal	378	324	54	356	110	26-Jun-23	25-Jun-26
Sierra Leone	124	16	109	362	175	30-Nov-18	29-Nov-23
Somalia	253	7	246	246	150	25-Mar-20	24-Dec-23
Tanzania	796	567	229	627	158	18-Jul-22	17-Nov-25
Uganda	722	181	542	903	250	28-Jun-21	27-Jun-24
Zambia	978	698	280	280	29	31-Aug-22	30-Oct-25
Total Current PRGT Arrangements (28)	12,119	7,156	4,962	12,966			
Memorandum Items:							
Credit outstanding from members without current arrangement and outright loans.					4,703		
Total Credit Outstanding.					17,669		

1/ -- Indicates zero value, zero indicates amounts less than SDR 0.5 million. Totals may not add due to rounding.

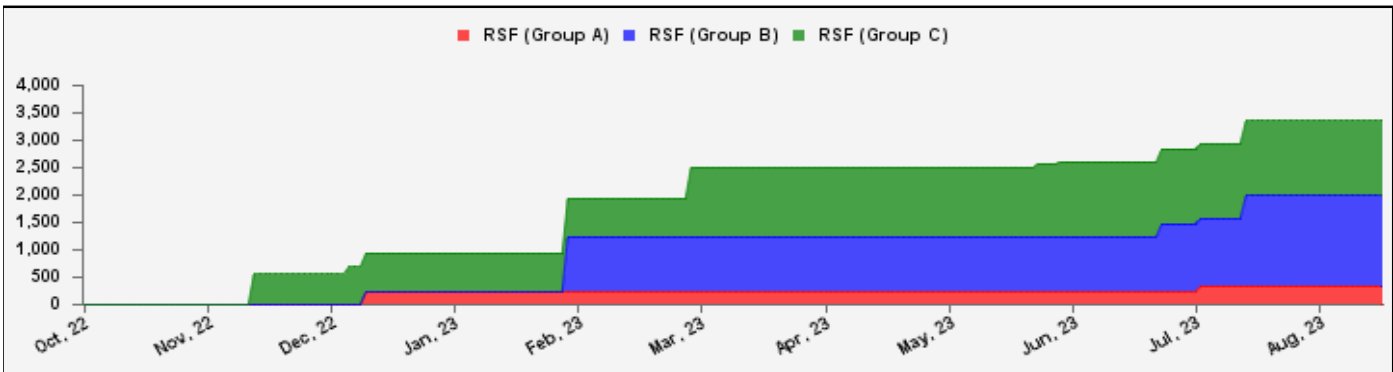
2/ Includes Loans Outstanding under expired arrangements and outright loans.

Table 4a. Use of RST Resources 1/
as of August 18, 2023
(In millions of SDRs, unless indicated otherwise)

RST Lending (Calendar year to date)	SDR	USD
Disbursements	88.1	117.2
Repayments	--	--
Commitments Approved	2,419.2	3,217.2

Commitments Under Current RST Arrangements by Interest Rate Group 2/	Number of	SDR	USD
Resilience and Sustainability Facility (Group A)	2	339.0	450.8
Resilience and Sustainability Facility (Group B)	3	1,649.8	2,194.0
Resilience and Sustainability Facility (Group C)	5	1,366.5	1,817.3
Total Current Arrangements	10	3,355.3	4,462.1

RST Commitments 3/



Loans Outstanding by Interest Rate Group	SDR	USD
Resilience and Sustainability Facility (Group A)	73.9	98.3
Resilience and Sustainability Facility (Group B)	--	--
Resilience and Sustainability Facility (Group C)	14.2	18.9
Total Loans Outstanding	88.1	117.2

1/ Figures highlighted in blue changed from previous issued report; -- Indicates zero value, zero indicates amounts less than SDR 0.05 million. Totals may not add due to rounding.

2/ The RSF has a tiered interest rate structure that differentiates financing terms across groups of countries (Group A, B, and C) with lower income members benefiting from more concessional terms. For details of the RST's tiered interest rate structure refer to the RST instrument (Attachment A, IMF Executive Board Decision No. 17231-(22/37) April 13, 2022, as amended).

3/ On October 12, 2022, the IMF's Managing Director announced that the RST has become operational, and the first RSF arrangement was approved on November 14, 2022.

Table 4b. Current Financial Arrangements (RST)

as of August 18, 2023

(In millions of SDRs, unless indicated otherwise) 1/

Member 2/	Amount Committed	Amount Undrawn	Amount Drawn	Loans Outstanding		Period of Arrangement	
				Amount 3/	As a % of Quota	Effective Date	Expiration Date
Resilience and Sustainability Facility (Group A) (2) 4/	339	265	74	74			
Niger	99	99	--	--	--	05-Jul-23	07-Jun-25
Rwanda	240	166	74	74	46	12-Dec-22	11-Dec-25
Resilience and Sustainability Facility (Group B) (3) 4/	1,650	1,650	--	--			
Bangladesh	1,000	1,000	--	--	--	30-Jan-23	29-Jul-26
Kenya	407	407	--	--	--	17-Jul-23	31-Mar-25
Senegal	243	243	--	--	--	26-Jun-23	25-Jun-26
Resilience and Sustainability Facility (Group C) (5) 4/	1,367	1,352	14	14			
Barbados	142	128	14	14	15	07-Dec-22	06-Dec-25
Costa Rica	554	554	--	--	--	14-Nov-22	31-Jul-24
Jamaica	574	574	--	--	--	01-Mar-23	28-Feb-25
Kosovo	62	62	--	--	--	25-May-23	24-May-25
Seychelles	34	34	--	--	--	31-May-23	30-May-26
Total Current RST Arrangements (10)	3,355	3,267	88	88			
Memorandum Items:							
					--		
					88		

1/ -- Indicates zero value, zero indicates amounts less than SDR 0.5 million. Totals may not add due to rounding.

2/ Details of members' concurrent GRA and/or PRGT arrangements are on Table 2b and Table 3b respectively, except for those members with a RSF that was approved concurrently with a Policy Coordination Instrument (PCI) or Policy Support Instrument (PSI) which are non-financing instruments.

3/ Includes Loans Outstanding under expired arrangements, if applicable.

4/ Under the Resilience and Sustainability Facility's (RSF) tiered interest rate structure that differentiates financing terms across groups of countries, interest is charged on credit outstanding for Group A, B, and C countries at the SDR interest rate +55 basis points (capped at 2.25%), +75 basis points, and +95 basis points respectively. For details of the RST's tiered interest rate structure refer to the RST instrument (Attachment A, IMF Executive Board Decision No. 17231-(22/37) April 13, 2022, as amended).