



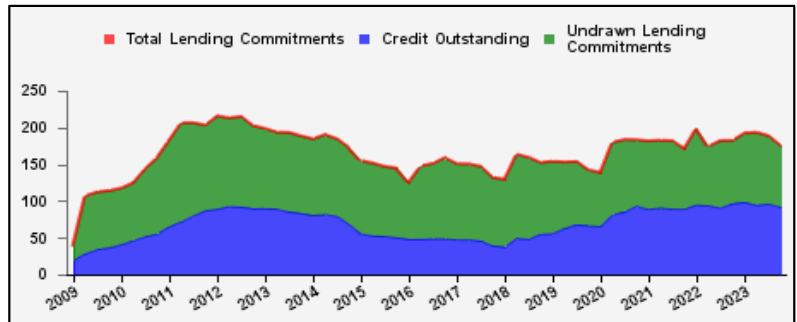
Weekly Report on Key Financial Statistics

Table 1. Key Indicators 1/

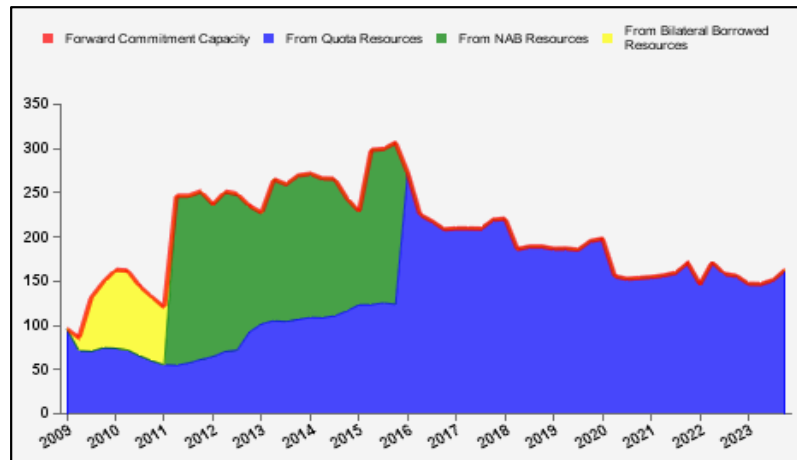
as of November 17, 2023

(In billions of SDRs, unless indicated otherwise)

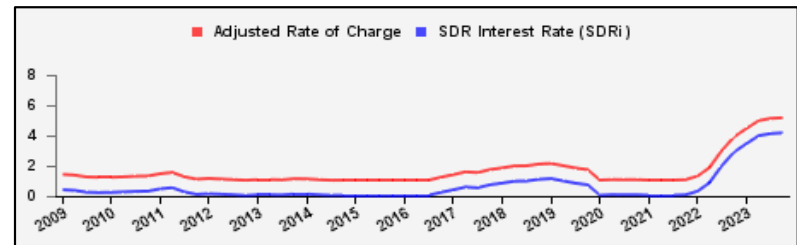
GRA Lending and Resources	SDR	USD
I. Total Lending Commitments, of which:	176.2	233.8
Undrawn Lending Commitments	83.7	111.1
Credit Outstanding	92.5	122.8
II. Forward Commitment Capacity (FCC)	162.9	216.1
III. Unactivated Borrowed Resources, of which: 2/	386.7	513.2
NAB	277.5	368.3
Bilateral Borrowing Agreements	109.2	144.9
IV. Total GRA Resources (I. + II. + III.)	725.8	963.1



Forward Commitment Capacity (FCC)	SDR	USD
I. Usable resources (a) + (b)	303.5	402.7
(a) Fund quota resources	303.5	402.7
(b) Fund borrowed resources	--	--
II. Undrawn balances under GRA lending commitments	83.7	111.1
Precautionary 3/	56.7	75.3
Non-precautionary	27.0	35.8
III. Uncommitted usable resources (I - II)	219.8	291.7
IV. Repurchases one-year forward	20.8	27.5
V. Repayments of borrowed resources one-year forward	0.5	0.7
VI. Prudential balance	77.2	102.4
VII. Forward commitment capacity (III + IV - V - VI) 4/	162.9	216.1
(a) From Quota resources	162.9	216.1
(b) From NAB resources	--	--
(c) From Bilateral Borrowed resources	--	--



Rates	Percent
1 SDR = USD	1.32695
SDR Interest Rate (SDRi)	4.175
Average SDRi over the previous 12-month period	3.660
Adjusted Rate of Charge	5.175
Adjusted Rate of Remuneration	4.175



1/ Figures highlighted in blue changed from previous issued report; -- Indicates zero value, zero indicates amounts less than SDR 0.05 billion. Totals may not add due to rounding.

2/ Excludes 20% prudential balance and borrowing lines of participants/members that are currently not in the FTP. For the NAB, also excludes any outstanding NAB claims; and undrawn committed resources under current NAB-eligible arrangements, if any.

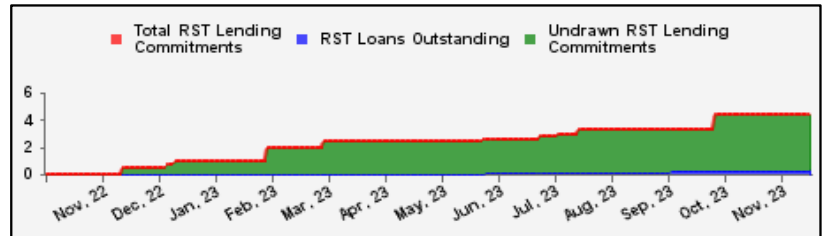
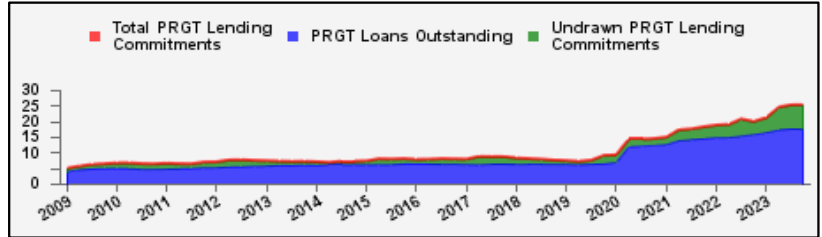
3/ Undrawn balances under arrangements treated as precautionary by the authorities.

4/ In the event of activation of the NAB and/or bilateral borrowed resources, the FCC is modified to take account of additional usable resources under these arrangements (which exclude a prudential balance and non-FTP members).

Table 1. Key Indicators (continued) 1/
as of November 17, 2023
(In billions of SDRs, unless indicated otherwise)

PRGT Lending and Resources		SDR	USD
I. Total Lending Commitments, of which:		25.3	33.5
Ia. Undrawn lending commitments		7.6	10.1
Ib. Loans Outstanding		17.6	23.4
II. Undrawn Loan Resources		28.9	38.4
III. Uncommitted Loan Resources (II. - Ia.)		21.3	28.3

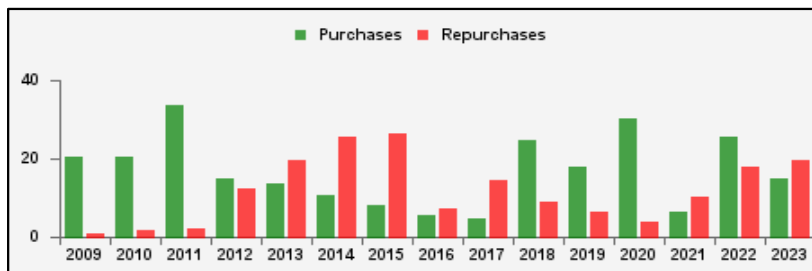
RST Lending and Resources		SDR	USD
I. Total Lending Commitments, of which:		4.4	5.8
Ia. Undrawn lending commitments		4.0	5.4
Ib. Loans Outstanding		0.3	0.4
II. Undrawn Loan Resources		19.9	26.5
III. Uncommitted Loan Resources (II. - Ia.)		15.9	21.1



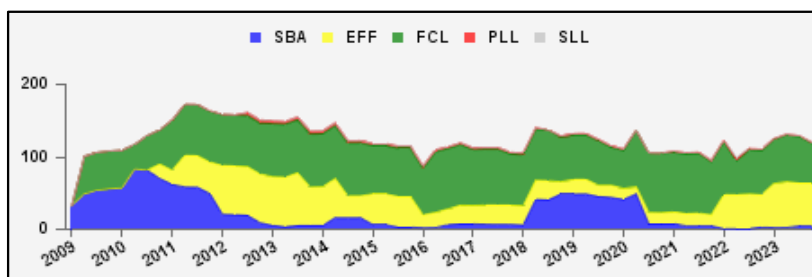
1/ Figures highlighted in blue changed from previous issued report; -- Indicates zero value, zero indicates amounts less than SDR 0.05 billion. Totals may not add due to rounding.

Table 2a. Use of GRA Resources 1/
as of November 17, 2023
(In billions of SDRs, unless indicated otherwise)

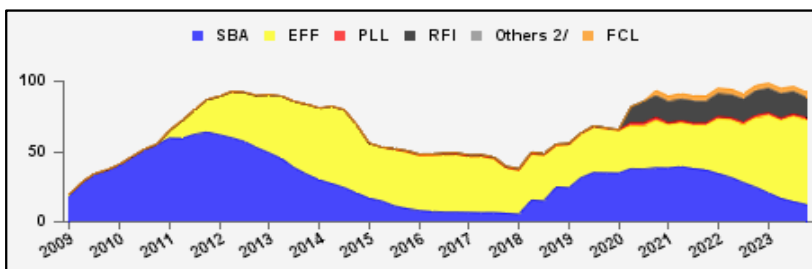
GRA Lending (Calendar year to date)	SDR	USD
Purchases	15.0	19.9
Financed by Quota Resources	15.0	19.9
Financed by Borrowings	--	--
Repurchases	19.4	25.8
Commitments Approved	52.7	70.0



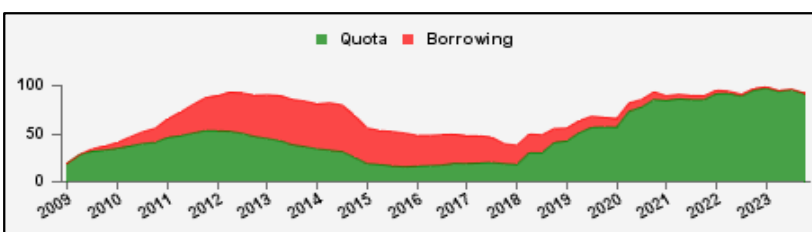
Commitments Under Current GRA Arrangements	Number of	SDR	USD
Standby Arrangement (SBA)	5	4.6	6.1
Extended Fund Facility (EFF)	20	59.0	78.3
Flexible Credit Line (FCL)	5	55.6	73.7
Precautionary and Liquidity Line (PLL)	2	1.1	1.5
Short-Term Liquidity Line (SLL)	--	--	--
Total Current Arrangements	32	120.3	159.6



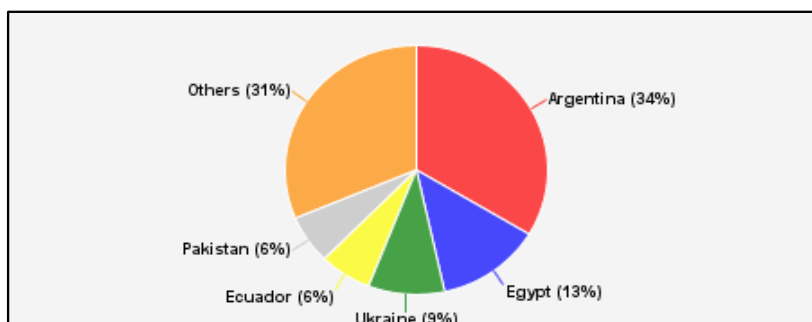
Credit Outstanding by Facility	SDR	USD
Standby Arrangement (SBA)	12.4	16.4
Extended Fund Facility (EFF)	60.4	80.1
Flexible Credit Line (FCL)	3.8	5.0
Precautionary and Liquidity Line (PLL)	1.6	2.1
Short-Term Liquidity Line (SLL)	--	--
Rapid Financing Instrument (RFI)	14.5	19.2
Others 2/	--	--
Total Credit Outstanding	92.5	122.8



Credit Outstanding by Financing Sources	SDR	USD
Financed by Quota Resources	92.0	122.1
Financed by Borrowings	0.5	0.7
Total Credit Outstanding	92.5	122.8



Largest 5 Exposures 3/	Credit Outstanding	
	SDR	As a % of quota
Argentina	31.1	976
Egypt	12.0	588
Ukraine	8.7	432
Ecuador	5.9	851
Pakistan	5.8	288



1/ Figures highlighted in blue changed from previous issued report; -- Indicates zero value, zero indicates amounts less than SDR 0.05 billion. Totals may not add due to rounding.

2/ Includes outstanding credit under the former Compensatory Financing Facility; for the chart also includes outstanding credit under the former Emergency Post Conflict and Natural Disaster Assistance policy.

3/ Members with current arrangements are bolded.

Table 2b. Current Financial Arrangements (GRA)

as of November 17, 2023

(In millions of SDRs, unless indicated otherwise) 1/

Member	Amount Committed	Amount Undrawn	Amount Drawn	Credit Outstanding		Period of Arrangement	
				Amount 2/	As a % of Quota	Effective Date	Expiration Date
Standby Arrangement (5)	4,568	2,725	1,843	7,595			
Armenia 3/	129	129	--	318	247	12-Dec-22	11-Dec-25
Georgia 3/	210	210	--	457	217	15-Jun-22	14-Jun-25
Kosovo 3/	80	80	--	31	38	25-May-23	24-May-25
Pakistan	2,250	1,356	894	5,840	288	12-Jul-23	11-Apr-24
Serbia	1,899	949	949	949	145	19-Dec-22	18-Dec-24
Extended Fund Facility (20)	59,018	24,336	34,682	61,070			
Argentina	31,914	4,914	27,000	31,100	976	25-Mar-22	24-Sep-24
Bangladesh	1,646	1,411	235	546	51	30-Jan-23	29-Jul-26
Barbados	85	57	28	345	365	07-Dec-22	06-Dec-25
Benin	323	144	178	261	211	08-Jul-22	07-Jan-26
Cameroon	322	74	248	248	90	29-Jul-21	28-Jul-24
Costa Rica	1,237	412	825	1,194	323	01-Mar-21	31-Jul-24
Cote d'Ivoire	1,734	1,487	248	1,062	163	24-May-23	23-Sep-26
Egypt	2,350	2,089	261	11,968	588	16-Dec-22	15-Oct-26
Gabon	389	192	197	688	319	28-Jul-21	27-Jul-24
Honduras	416	357	59	308	123	21-Sep-23	20-Sep-26
Jordan	1,146	137	1,009	1,434	418	25-Mar-20	24-Mar-24
Kenya	1,485	504	981	981	181	02-Apr-21	01-Apr-25
Mauritania	43	32	11	11	8	25-Jan-23	24-Jul-26
Moldova	396	241	156	310	180	20-Dec-21	19-Apr-25
Papua New Guinea	456	412	44	44	17	22-Mar-23	21-May-26
Senegal	755	647	108	658	203	26-Jun-23	25-Jun-26
Seychelles	42	36	6	89	391	31-May-23	30-May-26
Sri Lanka	2,286	2,032	254	972	168	20-Mar-23	19-Mar-27
Suriname	384	226	158	158	122	22-Dec-21	21-Dec-24
Ukraine	11,608	8,933	2,676	8,692	432	31-Mar-23	30-Mar-27
Flexible Credit Line (5)	55,578	55,578	--	5,250			
Chile 3/	13,954	13,954	--	--	--	29-Aug-22	28-Aug-24
Colombia 3/	7,156	7,156	--	3,750	183	29-Apr-22	28-Apr-24
Mexico 3/	26,738	26,738	--	--	--	15-Nov-23	14-Nov-25
Morocco 3/	3,726	3,726	--	1,500	168	03-Apr-23	02-Apr-25
Peru 3/	4,004	4,004	--	--	--	27-May-22	26-May-24
Precautionary and Liquidity Line (2)	1,134	1,050	84	589			
Jamaica 3/	728	728	--	400	104	01-Mar-23	28-Feb-25
North Macedonia	407	323	84	189	135	21-Nov-22	20-Nov-24
Total Current GRA Arrangements (32)	120,298	83,689	36,609	74,504			
Memorandum Items:							
Credit outstanding from members without current arrangement and outright disbursements.				18,027			
Total Credit Outstanding.				92,532			

1/ -- Indicates zero value, zero indicates amounts less than SDR 0.5 million. Totals may not add due to rounding.

2/ Includes Credit Outstanding under expired arrangements and outright disbursements.

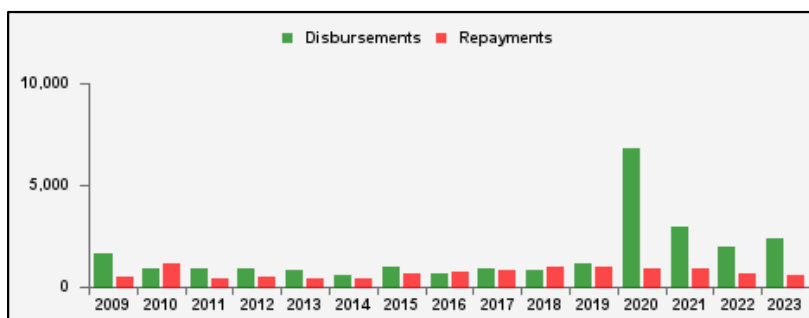
3/ The undrawn commitment of the arrangement is treated as precautionary by the authorities.

Table 3a. Use of Concessional PRGT Resources 1/

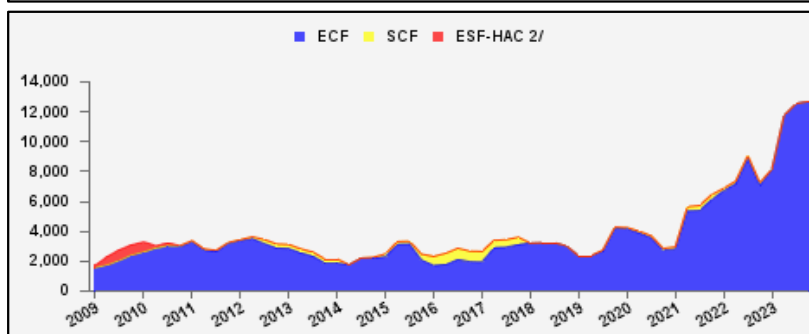
as of November 17, 2023

(In millions of SDRs, unless indicated otherwise)

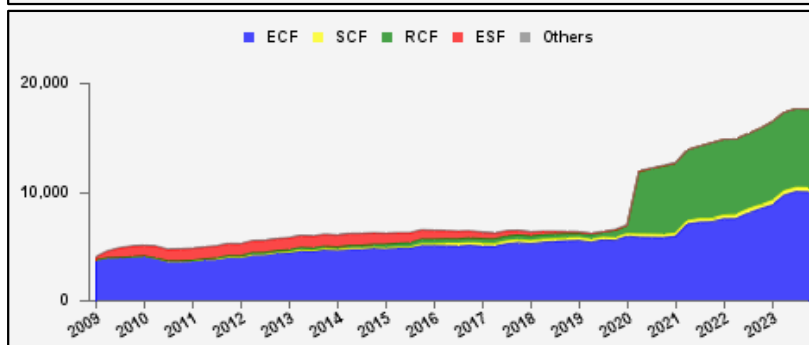
PRGT Lending (Calendar year to date)	SDR	USD
Disbursements	2,353.7	3,123.2
Repayments	577.6	766.5
Commitments Approved	5,929.3	7,867.9



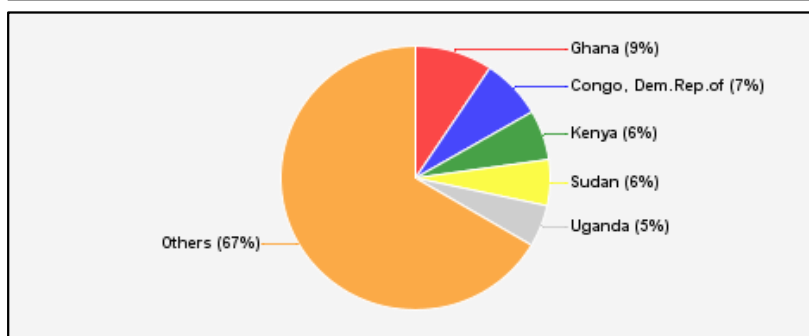
Commitments Under Current PRGT Arrangements	Number of	SDR	USD
Extended Credit Facility (ECF)	31	12,687.7	16,836.0
Standby Credit Facility (SCF)	--	--	--
Total Current Arrangements	31	12,687.7	16,836.0



Loans Outstanding by Facility	SDR	USD
Extended Credit Facility (ECF)	10,024.9	13,302.6
Standby Credit Facility (SCF)	392.9	521.3
Rapid Credit Facility (RCF)	7,229.5	9,593.2
(former) Exogenous Shocks Facility (ESF)	--	--
Others 3/	--	--
Total Loans Outstanding	17,647.3	23,417.1



Loans Outstanding		
Largest 5 Exposures 4/	SDR	As a % of quota
Ghana	1,644.4	223
Congo, Dem.Rep.of	1,294.5	121
Kenya	1,078.1	199
Sudan	991.6	157
Uganda	902.5	250



1/ Figures highlighted in blue changed from previous issued report; -- Indicates zero value, zero indicates amounts less than SDR 0.05 million. Totals may not add due to rounding.

2/ The last commitment under the old ESF-HAC Facility expired on December 3, 2011.

3/ Includes outstanding and overdue loans under the (former) Structural Adjustment Facility and Trust Fund.

4/ Members with current arrangements are bolded.

Table 3b. Current Financial Arrangements (PRGT)

as of November 17, 2023

(In millions of SDRs, unless indicated otherwise) 1/

Member	Amount Committed	Amount Undrawn	Amount Drawn	Loans Outstanding		Period of Arrangement	
				Amount 2/	As a % of Quota	Effective Date	Expiration Date
Extended Credit Facility (31)	12,688	7,624	5,064	13,704			
Bangladesh	823	705	117	396	37	30-Jan-23	29-Jul-26
Benin	161	72	89	314	253	08-Jul-22	07-Jan-26
Burkina Faso	229	205	24	303	252	21-Sep-23	20-Sep-27
Burundi	200	154	46	103	67	17-Jul-23	16-Sep-26
Cabo Verde	45	18	27	51	214	15-Jun-22	14-Jun-25
Cameroon	161	37	124	795	288	29-Jul-21	28-Jul-24
Central African Rep.	142	111	30	221	198	27-Apr-23	26-Jun-26
Chad	393	224	168	533	380	10-Dec-21	09-Dec-24
Comoros	32	28	4	10	54	01-Jun-23	31-May-27
Congo, Dem.Rep.of	1,066	305	762	1,295	121	15-Jul-21	14-Jul-24
Congo, Rep. of	324	97	227	259	160	21-Jan-22	20-Jan-25
Cote d'Ivoire	867	743	124	683	105	24-May-23	23-Sep-26
Ghana	2,242	1,791	451	1,644	223	17-May-23	16-May-26
Guinea-Bissau	28	21	7	35	123	30-Jan-23	29-Jan-26
Honduras	208	178	30	173	69	21-Sep-23	20-Sep-26
Kenya	741	213	528	1,078	199	02-Apr-21	01-Apr-25
Liberia	155	70	85	174	68	11-Dec-19	10-Dec-23
Madagascar	220	49	171	659	270	29-Mar-21	28-Jul-24
Malawi	132	105	26	341	245	15-Nov-23	14-Nov-27
Mauritania	21	16	5	236	183	25-Jan-23	24-Jul-26
Moldova	198	76	122	217	126	20-Dec-21	19-Apr-25
Mozambique	341	182	159	481	212	09-May-22	08-May-25
Nepal	282	165	118	289	184	12-Jan-22	11-Jan-26
Niger	197	59	138	367	279	08-Dec-21	07-Jun-25
Papua New Guinea	228	206	22	285	108	22-Mar-23	21-May-26
Senegal	378	324	54	356	110	26-Jun-23	25-Jun-26
Sierra Leone	124	16	109	353	170	30-Nov-18	29-Nov-23
Somalia	253	7	246	246	150	25-Mar-20	24-Dec-23
Tanzania	796	567	229	627	158	18-Jul-22	17-Nov-25
Uganda	722	181	542	903	250	28-Jun-21	27-Jun-24
Zambia	978	698	280	280	29	31-Aug-22	30-Oct-25
Total Current PRGT Arrangements (31)	12,688	7,624	5,064	13,704			
Memorandum Items:							
Credit outstanding from members without current arrangement and outright loans.				3,943			
Total Credit Outstanding.				17,647			

1/ -- Indicates zero value, zero indicates amounts less than SDR 0.5 million. Totals may not add due to rounding.

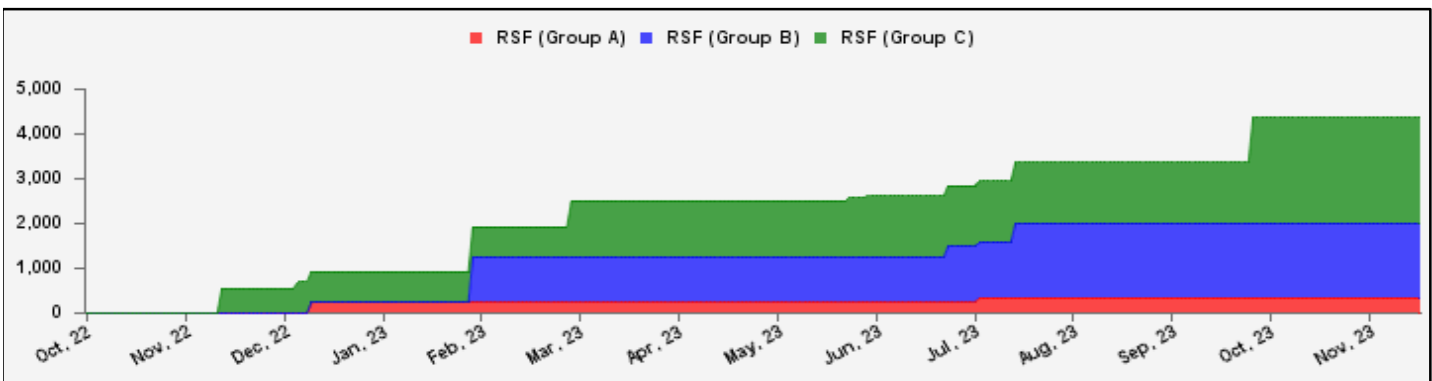
2/ Includes Loans Outstanding under expired arrangements and outright loans.

Table 4a. Use of RST Resources 1/
as of November 17, 2023
(In millions of SDRs, unless indicated otherwise)

RST Lending (Calendar year to date)	SDR	USD
Disbursements	310.5	412.1
Repayments	--	--
Commitments Approved	3,419.2	4,537.0

Commitments Under Current RST Arrangements by Interest Rate Group 2/	Number of	SDR	USD
Resilience and Sustainability Facility (Group A)	2	339.0	449.8
Resilience and Sustainability Facility (Group B)	3	1,649.8	2,189.2
Resilience and Sustainability Facility (Group C)	6	2,366.5	3,140.2
Total Current Arrangements	11	4,355.3	5,779.3

RST Commitments 3/



Loans Outstanding by Interest Rate Group	SDR	USD
Resilience and Sustainability Facility (Group A)	73.9	98.1
Resilience and Sustainability Facility (Group B)	--	--
Resilience and Sustainability Facility (Group C)	236.6	314.0
Total Loans Outstanding	310.5	412.1

1/ Figures highlighted in blue changed from previous issued report; -- Indicates zero value, zero indicates amounts less than SDR 0.05 million. Totals may not add due to rounding.

2/ The RSF has a tiered interest rate structure that differentiates financing terms across groups of countries (Group A, B, and C) with lower income members benefiting from more concessional terms. For details of the RST's tiered interest rate structure refer to the RST instrument (Attachment A, IMF Executive Board Decision No. 17231-(22/37) April 13, 2022, as amended).

3/ On October 12, 2022, the IMF's Managing Director announced that the RST has become operational, and the first RSF arrangement was approved on November 14, 2022.

Table 4b. Current Financial Arrangements (RST)

as of November 17, 2023

(In millions of SDRs, unless indicated otherwise) 1/

Member 2/	Amount Committed	Amount Undrawn	Amount Drawn	Loans Outstanding		Period of Arrangement	
				Amount 3/	As a % of Quota	Effective Date	Expiration Date
Resilience and Sustainability Facility (Group A) (2) 4/	339	265	74	74			
Niger	99	99	--	--	--	05-Jul-23	07-Jun-25
Rwanda	240	166	74	74	46	12-Dec-22	11-Dec-25
Resilience and Sustainability Facility (Group B) (3) 4/	1,650	1,650	--	--			
Bangladesh	1,000	1,000	--	--	--	30-Jan-23	29-Jul-26
Kenya	407	407	--	--	--	17-Jul-23	31-Mar-25
Senegal	243	243	--	--	--	26-Jun-23	25-Jun-26
Resilience and Sustainability Facility (Group C) (6) 4/	2,367	2,130	237	237			
Barbados	142	128	14	14	15	07-Dec-22	06-Dec-25
Costa Rica	554	554	--	--	--	14-Nov-22	31-Jul-24
Jamaica	574	383	191	191	50	01-Mar-23	28-Feb-25
Kosovo	62	31	31	31	38	25-May-23	24-May-25
Morocco	1,000	1,000	--	--	--	28-Sep-23	02-Apr-25
Seychelles	34	34	--	--	--	31-May-23	30-May-26
Total Current RST Arrangements (11)	4,355	4,045	311	311			
Memorandum Items:							
Credit outstanding from members without current arrangement.					--		
Total Credit Outstanding.					311		

1/ -- Indicates zero value, zero indicates amounts less than SDR 0.5 million. Totals may not add due to rounding.

2/ Details of members' concurrent GRA and/or PRGT arrangements are on Table 2b and Table 3b respectively, except for those members with a RSF that was approved concurrently with a Policy Coordination Instrument (PCI) or Policy Support Instrument (PSI) which are non-financing instruments.

3/ Includes Loans Outstanding under expired arrangements, if applicable.

4/ Under the Resilience and Sustainability Facility's (RSF) tiered interest rate structure that differentiates financing terms across groups of countries, interest is charged on credit outstanding for Group A, B, and C countries at the SDR interest rate +55 basis points (capped at 2.25%), +75 basis points, and +95 basis points respectively. For details of the RST's tiered interest rate structure refer to the RST instrument (Attachment A, IMF Executive Board Decision No. 17231-(22/37) April 13, 2022, as amended).