



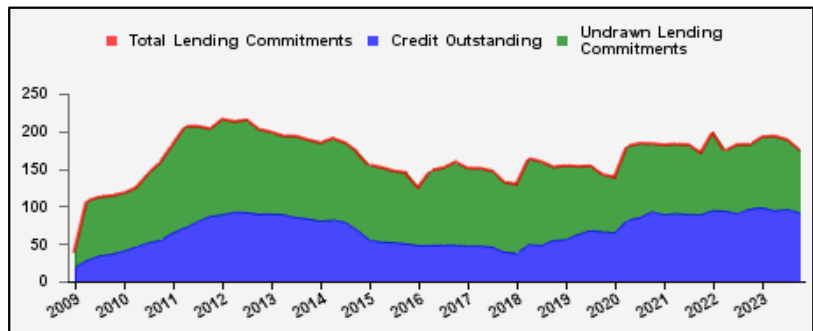
Weekly Report on Key Financial Statistics

Table 1. Key Indicators 1/

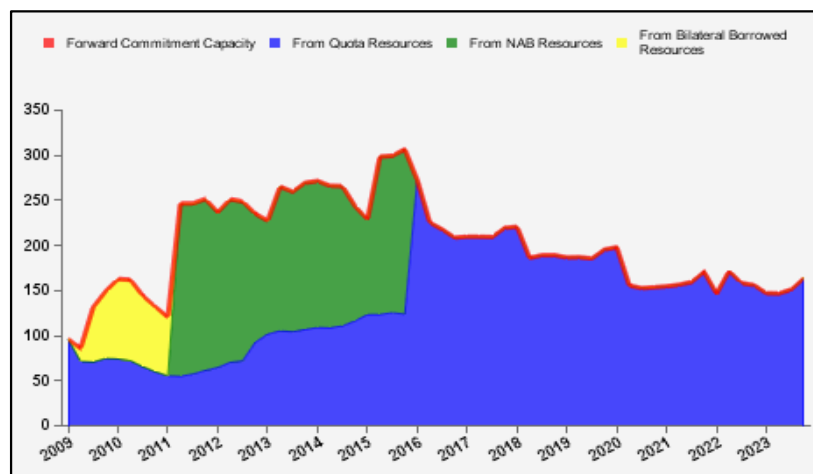
as of December 08, 2023

(In billions of SDRs, unless indicated otherwise)

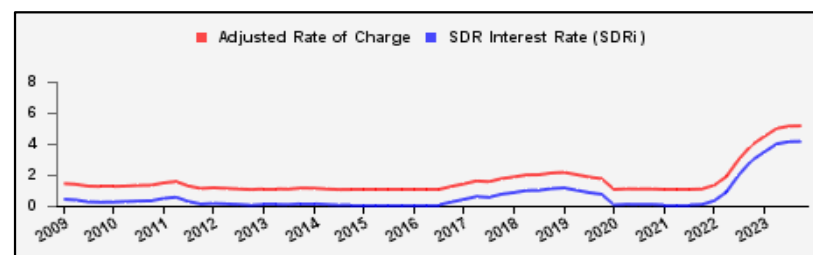
GRA Lending and Resources	SDR	USD
I. Total Lending Commitments, of which:	176.0	233.9
Undrawn Lending Commitments	83.3	110.8
Credit Outstanding	92.6	123.1
II. Forward Commitment Capacity (FCC)	163.6	217.5
III. Unactivated Borrowed Resources, of which: 2/	386.3	513.5
NAB	277.6	369.1
Bilateral Borrowing Agreements	108.6	144.4
IV. Total GRA Resources (I. + II. + III.)	725.9	965.0



Forward Commitment Capacity (FCC)	SDR	USD
I. Usable resources (a) + (b)	303.3	403.1
(a) Fund quota resources	303.3	403.1
(b) Fund borrowed resources	--	--
II. Undrawn balances under GRA lending commitments	83.3	110.8
Precautionary 3/	56.7	75.4
Non-precautionary	26.6	35.4
III. Uncommitted usable resources (I - II)	219.9	292.3
IV. Repurchases one-year forward	21.3	28.3
V. Repayments of borrowed resources one-year forward	0.4	0.5
VI. Prudential balance	77.2	102.6
VII. Forward commitment capacity (III + IV - V - VI) 4/	163.6	217.5
(a) From Quota resources	163.6	217.5
(b) From NAB resources	--	--
(c) From Bilateral Borrowed resources	--	--



Rates	Percent
1 SDR = USD	1.32937
SDR Interest Rate (SDRi)	4.145
Average SDRi over the previous 12-month period	3.742
Adjusted Rate of Charge	5.145
Adjusted Rate of Remuneration	4.145



1/ Figures highlighted in blue changed from previous issued report; -- Indicates zero value, zero indicates amounts less than SDR 0.05 billion. Totals may not add due to rounding.

2/ Excludes 20% prudential balance and borrowing lines of participants/members that are currently not in the FTP. For the NAB, also excludes any outstanding NAB claims; and undrawn committed resources under current NAB-eligible arrangements, if any.

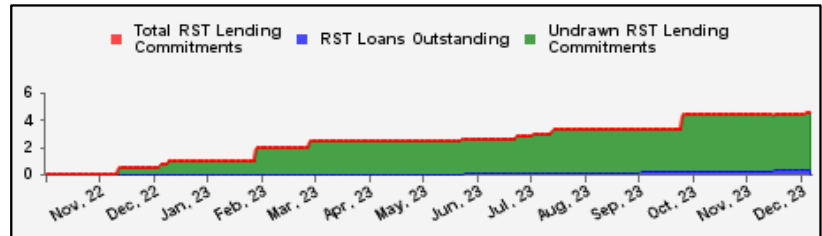
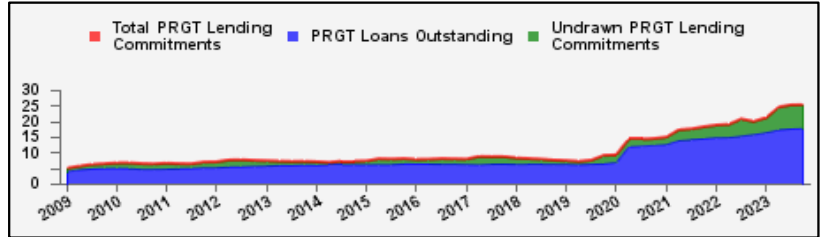
3/ Undrawn balances under arrangements treated as precautionary by the authorities.

4/ In the event of activation of the NAB and/or bilateral borrowed resources, the FCC is modified to take account of additional usable resources under these arrangements (which exclude a prudential balance and non-FTP members).

Table 1. Key Indicators (continued) 1/
as of December 08, 2023
(In billions of SDRs, unless indicated otherwise)

PRGT Lending and Resources	SDR	USD
I. Total Lending Commitments, of which:	25.2	33.5
Ia. Undrawn lending commitments	7.4	9.8
Ib. Loans Outstanding	17.8	23.7
II. Undrawn Loan Resources	28.7	38.1
III. Uncommitted Loan Resources (II. - Ia.)	21.3	28.3

RST Lending and Resources	SDR	USD
I. Total Lending Commitments, of which:	4.5	6.0
Ia. Undrawn lending commitments	4.2	5.5
Ib. Loans Outstanding	0.3	0.4
II. Undrawn Loan Resources	20.2	26.9
III. Uncommitted Loan Resources (II. - Ia.)	16.1	21.4



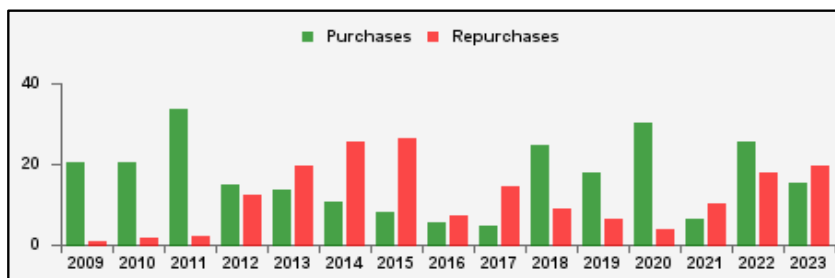
1/ Figures highlighted in blue changed from previous issued report; -- Indicates zero value, zero indicates amounts less than SDR 0.05 billion. Totals may not add due to rounding.

Table 2a. Use of GRA Resources 1/

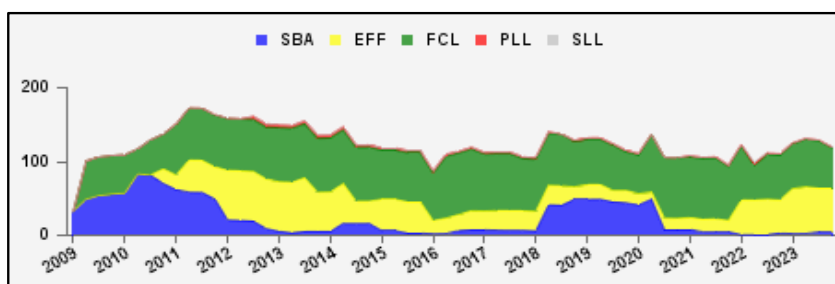
as of December 08, 2023

(In billions of SDRs, unless indicated otherwise)

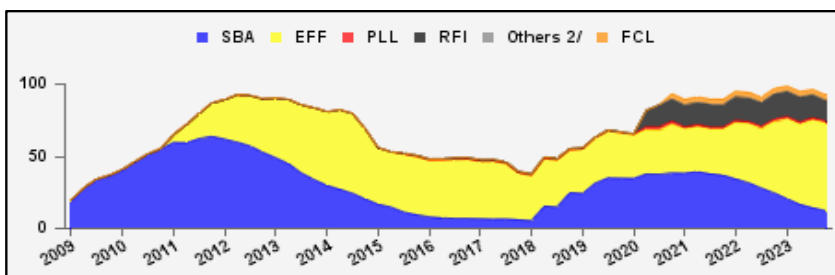
GRA Lending (Calendar year to date)	SDR	USD
Purchases	15.4	20.4
Financed by Quota Resources	15.4	20.4
Financed by Borrowings	--	--
Repurchases	19.7	26.2
Commitments Approved	52.7	70.1



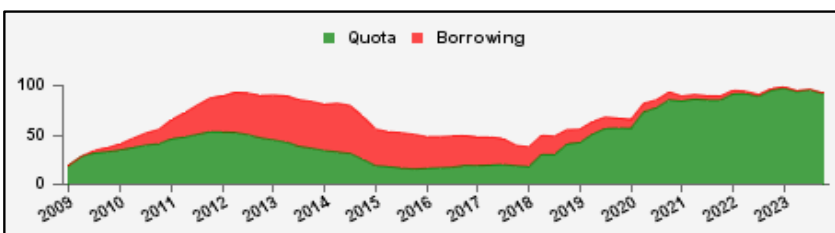
Commitments Under Current GRA Arrangements	Number of	SDR	USD
Standby Arrangement (SBA)	5	4.6	6.1
Extended Fund Facility (EFF)	20	59.0	78.5
Flexible Credit Line (FCL)	5	55.6	73.9
Precautionary and Liquidity Line (PLL)	2	1.1	1.5
Short-Term Liquidity Line (SLL)	--	--	--
Total Current Arrangements	32	120.3	159.9



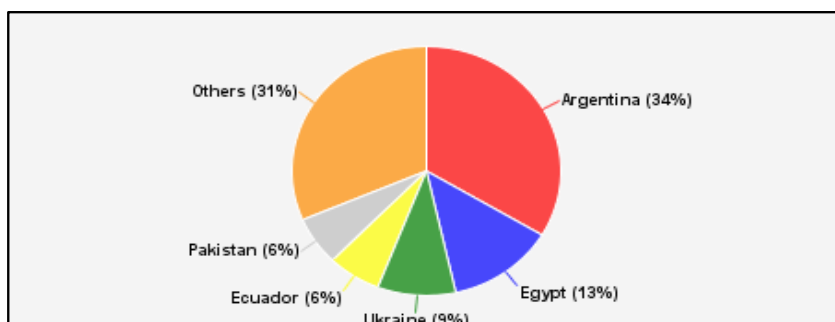
Credit Outstanding by Facility	SDR	USD
Standby Arrangement (SBA)	12.3	16.4
Extended Fund Facility (EFF)	60.6	80.6
Flexible Credit Line (FCL)	3.8	5.0
Precautionary and Liquidity Line (PLL)	1.6	2.1
Short-Term Liquidity Line (SLL)	--	--
Rapid Financing Instrument (RFI)	14.3	19.0
Others 2/	--	--
Total Credit Outstanding	92.6	123.1



Credit Outstanding by Financing Sources	SDR	USD
Financed by Quota Resources	92.2	122.6
Financed by Borrowings	0.4	0.5
Total Credit Outstanding	92.6	123.1



Largest 5 Exposures 3/	Credit Outstanding	
	SDR	As a % of quota
Argentina	31.1	976
Egypt	12.0	588
Ukraine	8.7	432
Ecuador	5.9	851
Pakistan	5.8	288



1/ Figures highlighted in blue changed from previous issued report; -- Indicates zero value, zero indicates amounts less than SDR 0.05 billion. Totals may not add due to rounding.

2/ Includes outstanding credit under the former Compensatory Financing Facility; for the chart also includes outstanding credit under the former Emergency Post Conflict and Natural Disaster Assistance policy.

3/ Members with current arrangements are bolded.

Table 2b. Current Financial Arrangements (GRA)

as of December 08, 2023
(In millions of SDRs, unless indicated otherwise) 1/

Member	Amount Committed	Amount Undrawn	Amount Drawn	Credit Outstanding		Period of Arrangement	
				Amount 2/	As a % of Quota	Effective Date	Expiration Date
Standby Arrangement (5)	4,568	2,725	1,843	7,566			
Armenia 3/	129	129	--	291	226	12-Dec-22	11-Dec-25
Georgia 3/	210	210	--	454	216	15-Jun-22	14-Jun-25
Kosovo 3/	80	80	--	31	38	25-May-23	24-May-25
Pakistan	2,250	1,356	894	5,840	288	12-Jul-23	11-Apr-24
Serbia	1,899	949	949	949	145	19-Dec-22	18-Dec-24
Extended Fund Facility (20)	59,018	23,987	35,031	61,276			
Argentina	31,914	4,914	27,000	31,100	976	25-Mar-22	24-Sep-24
Bangladesh	1,646	1,411	235	502	47	30-Jan-23	29-Jul-26
Barbados	85	57	28	345	365	07-Dec-22	06-Dec-25
Benin	323	144	178	261	211	08-Jul-22	07-Jan-26
Cameroon	322	74	248	248	90	29-Jul-21	28-Jul-24
Costa Rica	1,237	412	825	1,194	323	01-Mar-21	31-Jul-24
Cote d'Ivoire	1,734	1,239	496	1,310	201	24-May-23	23-Sep-26
Egypt	2,350	2,089	261	11,968	588	16-Dec-22	15-Oct-26
Gabon	389	192	197	688	319	28-Jul-21	27-Jul-24
Honduras	416	357	59	296	118	21-Sep-23	20-Sep-26
Jordan	1,146	137	1,009	1,397	407	25-Mar-20	24-Mar-24
Kenya	1,485	504	981	981	181	02-Apr-21	01-Apr-25
Mauritania	43	32	11	11	8	25-Jan-23	24-Jul-26
Moldova	396	189	208	362	210	20-Dec-21	19-Oct-25
Papua New Guinea	456	368	88	88	33	22-Mar-23	21-May-26
Senegal	755	647	108	658	203	26-Jun-23	25-Jun-26
Seychelles	42	30	12	95	416	31-May-23	30-May-26
Sri Lanka	2,286	2,032	254	923	159	20-Mar-23	19-Mar-27
Suriname	384	226	158	158	122	22-Dec-21	21-Dec-24
Ukraine	11,608	8,933	2,676	8,692	432	31-Mar-23	30-Mar-27
Flexible Credit Line (5)	55,578	55,578	--	5,250			
Chile 3/	13,954	13,954	--	--	--	29-Aug-22	28-Aug-24
Colombia 3/	7,156	7,156	--	3,750	183	29-Apr-22	28-Apr-24
Mexico 3/	26,738	26,738	--	--	--	15-Nov-23	14-Nov-25
Morocco 3/	3,726	3,726	--	1,500	168	03-Apr-23	02-Apr-25
Peru 3/	4,004	4,004	--	--	--	27-May-22	26-May-24
Precautionary and Liquidity Line (2)	1,134	1,050	84	589			
Jamaica 3/	728	728	--	400	104	01-Mar-23	28-Feb-25
North Macedonia	407	323	84	189	135	21-Nov-22	20-Nov-24
Total Current GRA Arrangements (32)	120,298	83,339	36,959	74,681			
Memorandum Items:							
Credit outstanding from members without current arrangement and outright disbursements.				17,947			
Total Credit Outstanding.				92,628			

1/ -- Indicates zero value, zero indicates amounts less than SDR 0.5 million. Totals may not add due to rounding.

2/ Includes Credit Outstanding under expired arrangements and outright disbursements.

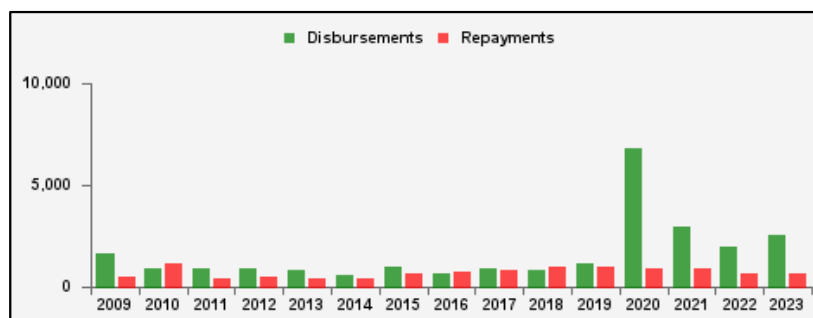
3/ The undrawn commitment of the arrangement is treated as precautionary by the authorities.

Table 3a. Use of Concessional PRGT Resources 1/

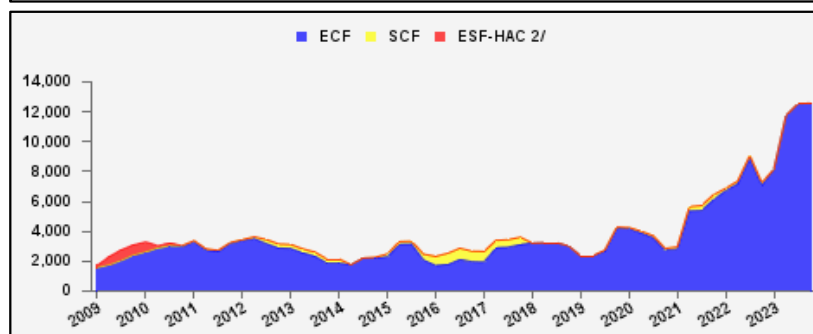
as of December 08, 2023

(In millions of SDRs, unless indicated otherwise)

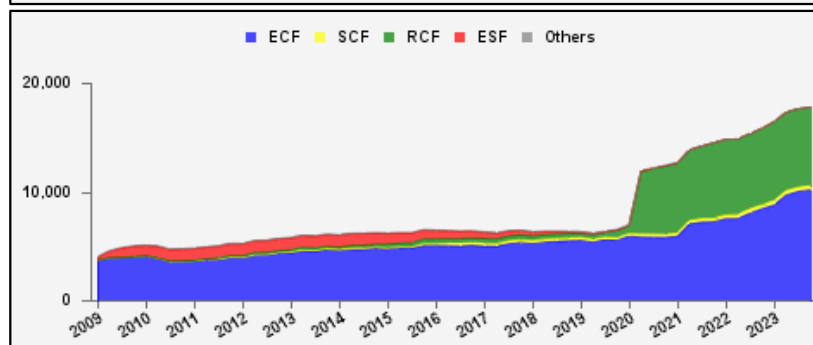
PRGT Lending (Calendar year to date)	SDR	USD
Disbursements	2,579.5	3,429.1
Repayments	622.6	827.6
Commitments Approved	5,940.7	7,897.4



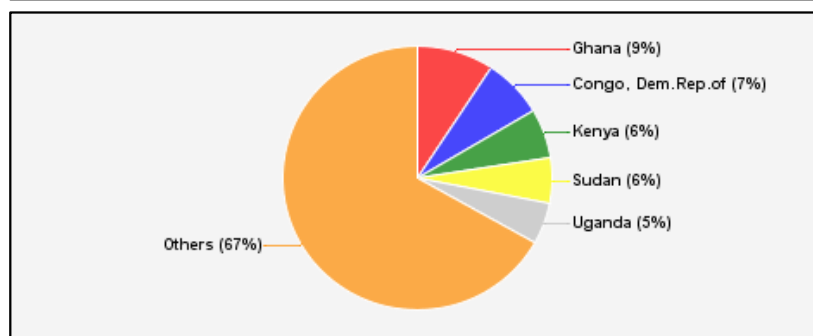
Commitments Under Current PRGT Arrangements	Number of	SDR	USD
Extended Credit Facility (ECF)	30	12,574.7	16,716.4
Standby Credit Facility (SCF)	--	--	--
Total Current Arrangements	30	12,574.7	16,716.4



Loans Outstanding by Facility	SDR	USD
Extended Credit Facility (ECF)	10,212.8	13,576.5
Standby Credit Facility (SCF)	392.9	522.3
Rapid Credit Facility (RCF)	7,222.5	9,601.4
(former) Exogenous Shocks Facility (ESF)	--	--
Others 3/	--	--
Total Loans Outstanding	17,828.2	23,700.2



Largest 5 Exposures 4/	Loans Outstanding	
	SDR	As a % of quota
Ghana	1,644.4	223
Congo, Dem.Rep.of	1,294.5	121
Kenya	1,078.1	199
Sudan	991.6	157
Uganda	902.5	250



1/ Figures highlighted in blue changed from previous issued report; -- Indicates zero value, zero indicates amounts less than SDR 0.05 million. Totals may not add due to rounding.

2/ The last commitment under the old ESF-HAC Facility expired on December 3, 2011.

3/ Includes outstanding and overdue loans under the (former) Structural Adjustment Facility and Trust Fund.

4/ Members with current arrangements are bolded.

Table 3b. Current Financial Arrangements (PRGT)

as of December 08, 2023

(In millions of SDRs, unless indicated otherwise) 1/

Member	Amount Committed	Amount Undrawn	Amount Drawn	Loans Outstanding		Period of Arrangement	
				Amount 2/	As a % of Quota	Effective Date	Expiration Date
Extended Credit Facility (30)	12,575	7,409	5,166	13,533			
Bangladesh	823	705	117	378	35	30-Jan-23	29-Jul-26
Benin	161	72	89	313	252	08-Jul-22	07-Jan-26
Burkina Faso	229	205	24	303	252	21-Sep-23	20-Sep-27
Burundi	200	154	46	103	67	17-Jul-23	16-Sep-26
Cabo Verde	45	18	27	51	214	15-Jun-22	14-Jun-25
Cameroon	161	37	124	795	288	29-Jul-21	28-Jul-24
Central African Rep.	142	111	30	220	197	27-Apr-23	26-Jun-26
Chad	393	224	168	533	380	10-Dec-21	09-Dec-24
Comoros	32	28	4	10	54	01-Jun-23	31-May-27
Congo, Dem. Rep. of	1,066	305	762	1,295	121	15-Jul-21	14-Jul-24
Congo, Rep. of	324	97	227	259	160	21-Jan-22	20-Jan-25
Cote d'Ivoire	867	619	248	807	124	24-May-23	23-Sep-26
Ghana	2,242	1,791	451	1,644	223	17-May-23	16-May-26
Guinea-Bissau	40	26	13	41	145	30-Jan-23	29-Jan-26
Honduras	208	178	30	173	69	21-Sep-23	20-Sep-26
Kenya	741	213	528	1,078	199	02-Apr-21	01-Apr-25
Liberia	155	70	85	174	68	11-Dec-19	10-Dec-23
Madagascar	220	49	171	656	269	29-Mar-21	28-Jul-24
Malawi	132	105	26	341	245	15-Nov-23	14-Nov-27
Mauritania	21	16	5	234	182	25-Jan-23	24-Jul-26
Moldova	198	57	141	236	137	20-Dec-21	19-Apr-25
Mozambique	341	182	159	481	212	09-May-22	08-May-25
Nepal	282	126	157	328	209	12-Jan-22	11-Jan-26
Niger	197	59	138	363	276	08-Dec-21	07-Jun-25
Papua New Guinea	228	184	44	307	117	22-Mar-23	21-May-26
Senegal	378	324	54	356	110	26-Jun-23	25-Jun-26
Somalia	253	7	246	246	150	25-Mar-20	24-Dec-23
Tanzania	796	567	229	627	158	18-Jul-22	17-Nov-25
Uganda	722	181	542	903	250	28-Jun-21	27-Jun-24
Zambia	978	698	280	280	29	31-Aug-22	30-Oct-25
Total Current PRGT Arrangements (30)	12,575	7,409	5,166	13,533			
Memorandum Items:							
Credit outstanding from members without current arrangement and outright loans.				4,295			
Total Credit Outstanding.				17,828			

1/ -- Indicates zero value, zero indicates amounts less than SDR 0.5 million. Totals may not add due to rounding.

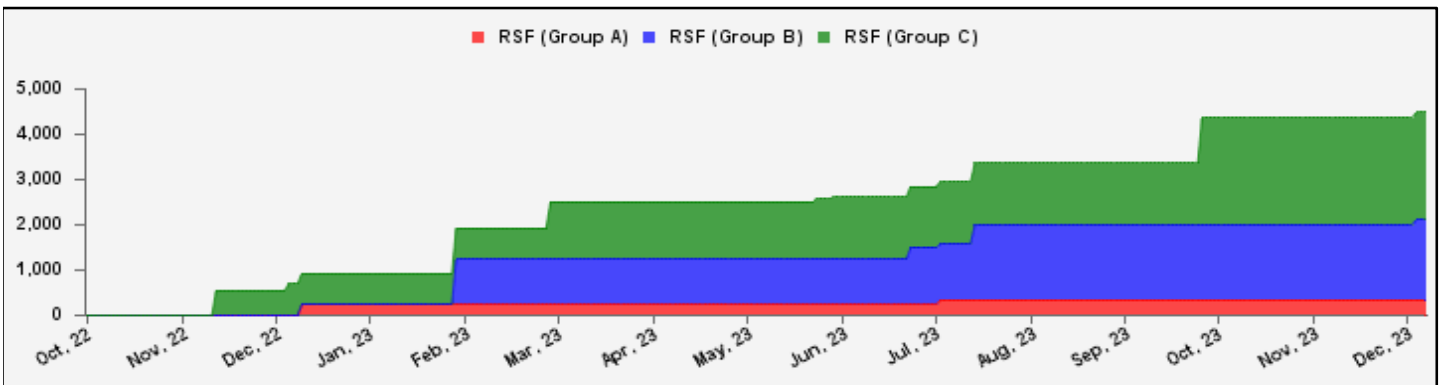
2/ Includes Loans Outstanding under expired arrangements and outright loans.

Table 4a. Use of RST Resources 1/
as of December 08, 2023
(In millions of SDRs, unless indicated otherwise)

RST Lending (Calendar year to date)	SDR	USD
Disbursements	313.7	417.0
Repayments	--	--
Commitments Approved	3,548.5	4,717.3

Commitments Under Current RST Arrangements by Interest Rate Group 2/	Number of	SDR	USD
Resilience and Sustainability Facility (Group A)	2	339.0	450.7
Resilience and Sustainability Facility (Group B)	4	1,779.2	2,365.2
Resilience and Sustainability Facility (Group C)	6	2,366.5	3,146.0
Total Current Arrangements	12	4,484.7	5,961.8

RST Commitments 3/



Loans Outstanding by Interest Rate Group	SDR	USD
Resilience and Sustainability Facility (Group A)	73.9	98.3
Resilience and Sustainability Facility (Group B)	--	--
Resilience and Sustainability Facility (Group C)	239.7	318.7
Total Loans Outstanding	313.7	417.0

1/ Figures highlighted in blue changed from previous issued report; -- Indicates zero value, zero indicates amounts less than SDR 0.05 million. Totals may not add due to rounding.

2/ The RSF has a tiered interest rate structure that differentiates financing terms across groups of countries (Group A, B, and C) with lower income members benefiting from more concessional terms. For details of the RST's tiered interest rate structure refer to the RST instrument (Attachment A, IMF Executive Board Decision No. 17231-(22/37) April 13, 2022, as amended).

3/ On October 12, 2022, the IMF's Managing Director announced that the RST has become operational, and the first RSF arrangement was approved on November 14, 2022.

Table 4b. Current Financial Arrangements (RST)

as of December 08, 2023

(In millions of SDRs, unless indicated otherwise) 1/

Member 2/	Amount Committed	Amount Undrawn	Amount Drawn	Loans Outstanding		Period of Arrangement	
				Amount 3/	As a % of Quota	Effective Date	Expiration Date
Resilience and Sustainability Facility (Group A) (2) 4/	339	265	74	74			
Niger	99	99	--	--	--	05-Jul-23	07-Jun-25
Rwanda	240	166	74	74	46	12-Dec-22	11-Dec-25
Resilience and Sustainability Facility (Group B) (4) 4/	1,779	1,779	--	--			
Bangladesh	1,000	1,000	--	--	--	30-Jan-23	29-Jul-26
Kenya	407	407	--	--	--	17-Jul-23	31-Mar-25
Moldova	129	129	--	--	--	06-Dec-23	19-Oct-25
Senegal	243	243	--	--	--	26-Jun-23	25-Jun-26
Resilience and Sustainability Facility (Group C) (6) 4/	2,367	2,127	240	240			
Barbados	142	128	14	14	15	07-Dec-22	06-Dec-25
Costa Rica	554	554	--	--	--	14-Nov-22	31-Jul-24
Jamaica	574	383	191	191	50	01-Mar-23	28-Feb-25
Kosovo	62	31	31	31	38	25-May-23	24-May-25
Morocco	1,000	1,000	--	--	--	28-Sep-23	02-Apr-25
Seychelles	34	31	3	3	14	31-May-23	30-May-26
Total Current RST Arrangements (12)	4,485	4,171	314	314			
Memorandum Items:							
Credit outstanding from members without current arrangement.					--		
Total Credit Outstanding.					314		

1/ -- Indicates zero value, zero indicates amounts less than SDR 0.5 million. Totals may not add due to rounding.

2/ Details of members' concurrent GRA and/or PRGT arrangements are on Table 2b and Table 3b respectively, except for those members with a RSF that was approved concurrently

3/ Includes Loans Outstanding under expired arrangements, if applicable.

4/ Under the Resilience and Sustainability Facility's (RSF) tiered interest rate structure that differentiates financing terms across groups of countries, interest is charged on credit outstanding for Group A, B, and C countries at the SDR interest rate +55 basis points (capped at 2.25%), +75 basis points, and +95 basis points respectively. For details of the RST's tiered interest rate structure refer to the RST instrument (Attachment A, IMF Executive Board Decision No. 17231-(22/37) April 13, 2022, as amended).