



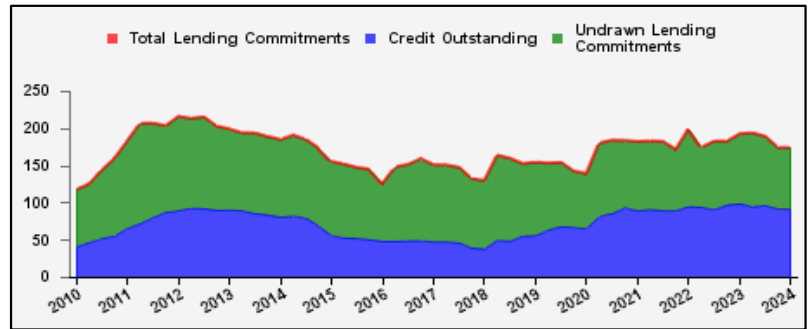
# Weekly Report on Key Financial Statistics

## Table 1. Key Indicators 1/

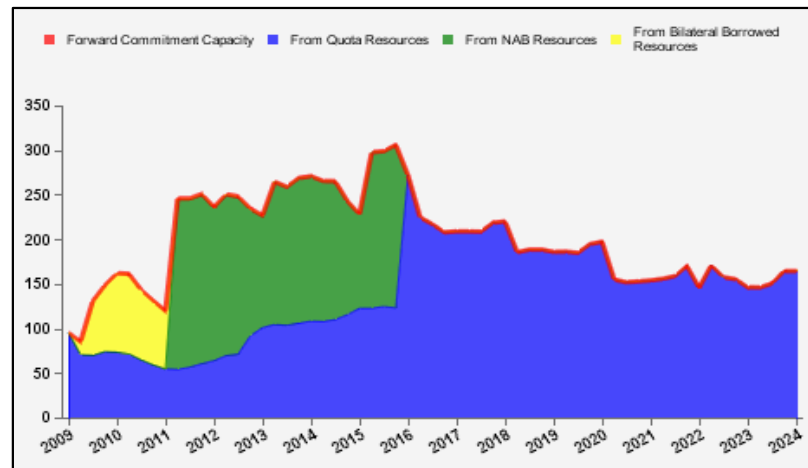
as of January 05, 2024

(In billions of SDRs, unless indicated otherwise)

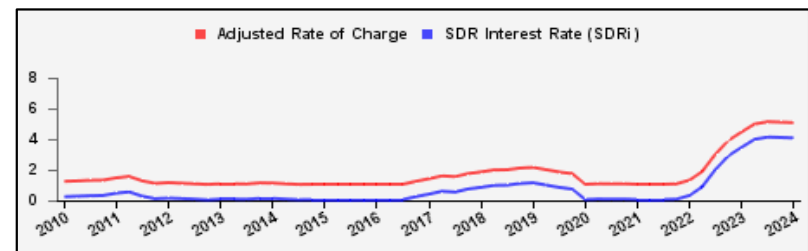
GRA Lending and Resources	SDR	USD
I. Total Lending Commitments, of which:	173.8	231.9
Undrawn Lending Commitments	81.9	109.3
Credit Outstanding	91.9	122.7
II. Forward Commitment Capacity (FCC)	165.1	220.3
III. Unactivated Borrowed Resources, of which: 2/	386.6	515.9
NAB	277.6	370.5
Bilateral Borrowing Agreements	109.0	145.4
IV. Total GRA Resources (I. + II. + III.)	725.5	968.2



Forward Commitment Capacity (FCC)	SDR	USD
I. Usable resources (a) + (b)	303.9	405.5
(a) Fund quota resources	303.9	405.5
(b) Fund borrowed resources	--	--
II. Undrawn balances under GRA lending commitments	81.9	109.3
Precautionary 3/	56.7	75.7
Non-precautionary	25.2	33.6
III. Uncommitted usable resources ( I - II )	222.0	296.3
IV. Repurchases one-year forward	20.7	27.6
V. Repayments of borrowed resources one-year forward	0.4	0.5
VI. Prudential balance	77.2	103.0
VII. Forward commitment capacity ( III + IV - V - VI ) 4/	165.1	220.3
(a) From Quota resources	165.1	220.3
(b) From NAB resources	--	--
(c) From Bilateral Borrowed resources	--	--



Rates	Percent
1 SDR = USD	1.33452
SDR Interest Rate (SDRi)	4.072
Average SDRi over the previous 12-month period	3.836
Adjusted Rate of Charge	5.072
Adjusted Rate of Remuneration	4.072



1/ Figures highlighted in blue changed from previous issued report; -- Indicates zero value, zero indicates amounts less than SDR 0.05 billion. Totals may not add due to rounding.

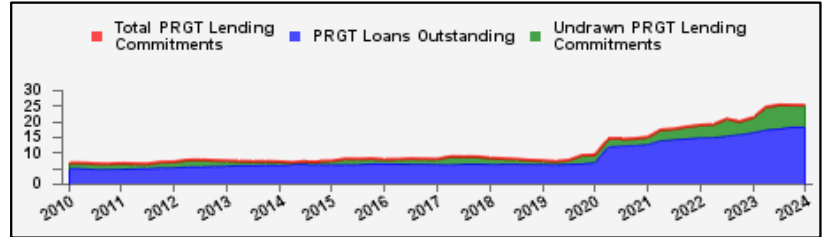
2/ Excludes 20% prudential balance and borrowing lines of participants/members that are currently not in the FTP. For the NAB, also excludes any outstanding NAB claims; and undrawn committed resources under current NAB-eligible arrangements, if any.

3/ Undrawn balances under arrangements treated as precautionary by the authorities.

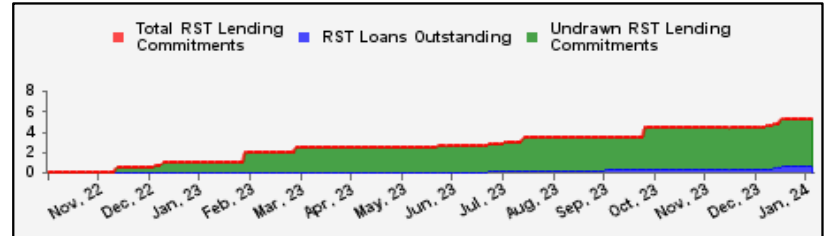
4/ In the event of activation of the NAB and/or bilateral borrowed resources, the FCC is modified to take account of additional usable resources under these arrangements (which exclude a prudential balance and non-FTP members).

**Table 1. Key Indicators (continued) 1/**  
as of January 05, 2024  
(In billions of SDRs, unless indicated otherwise)

<b>PRGT Lending and Resources</b>	SDR	USD
I. Total Lending Commitments, of which:	25.1	33.5
Ia. Undrawn lending commitments	6.9	9.2
Ib. Loans Outstanding	18.2	24.3
II. Undrawn Loan Resources	28.5	38.1
III. Uncommitted Loan Resources (II. - Ia.)	21.7	28.9



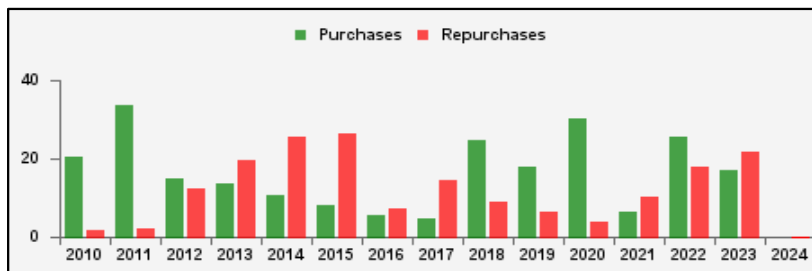
<b>RST Lending and Resources</b>	SDR	USD
I. Total Lending Commitments, of which:	5.2	6.9
Ia. Undrawn lending commitments	4.5	6.1
Ib. Loans Outstanding	0.6	0.8
II. Undrawn Loan Resources	19.9	26.6
III. Uncommitted Loan Resources (II. - Ia.)	15.4	20.6



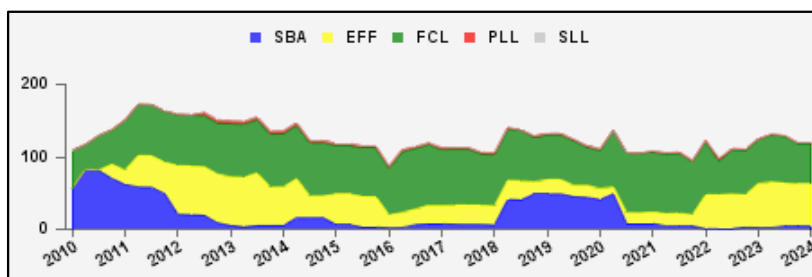
1/ Figures highlighted in blue changed from previous issued report; -- Indicates zero value, zero indicates amounts less than SDR 0.05 billion. Totals may not add due to rounding.

**Table 2a. Use of GRA Resources 1/**  
as of January 05, 2024  
(In billions of SDRs, unless indicated otherwise)

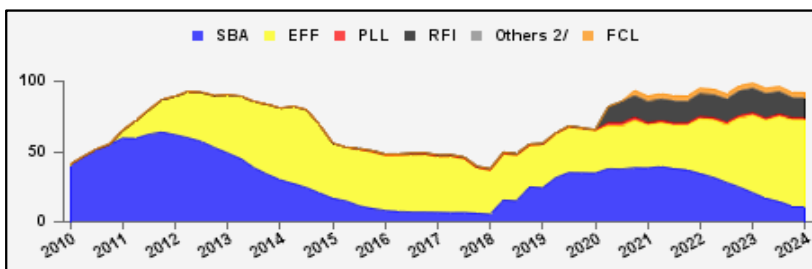
GRA Lending (Calendar year to date)	SDR	USD
Purchases	--	--
Financed by Quota Resources	--	--
Financed by Borrowings	--	--
Repurchases	0.2	0.2
Commitments Approved	--	--



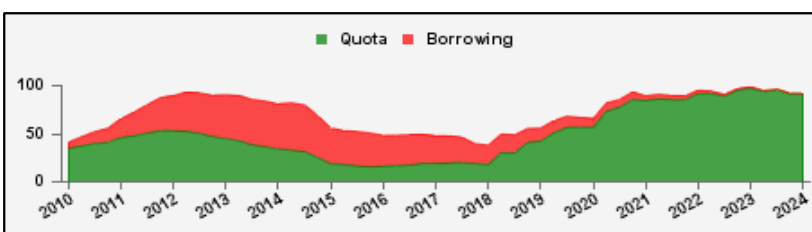
Commitments Under Current GRA Arrangements	Number of	SDR	USD
Standby Arrangement (SBA)	5	4.6	6.1
Extended Fund Facility (EFF)	19	58.0	77.4
Flexible Credit Line (FCL)	5	55.6	74.2
Precautionary and Liquidity Line (PLL)	2	1.1	1.5
Short-Term Liquidity Line (SLL)	--	--	--
<b>Total Current Arrangements</b>	<b>31</b>	<b>119.3</b>	<b>159.2</b>



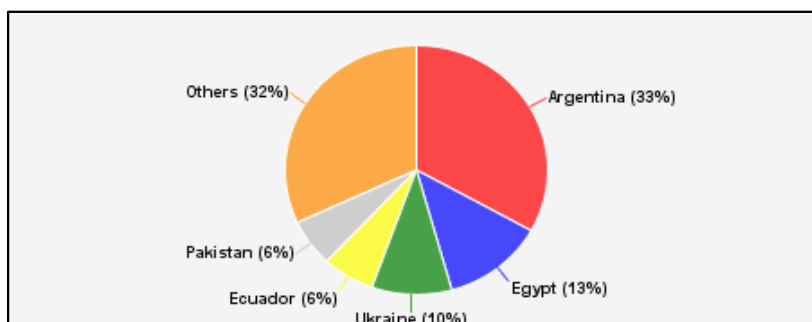
Credit Outstanding by Facility	SDR	USD
Standby Arrangement (SBA)	11.2	14.9
Extended Fund Facility (EFF)	61.4	81.9
Flexible Credit Line (FCL)	3.8	5.0
Precautionary and Liquidity Line (PLL)	1.4	1.9
Short-Term Liquidity Line (SLL)	--	--
Rapid Financing Instrument (RFI)	14.2	19.0
Others 2/	--	--
<b>Total Credit Outstanding</b>	<b>91.9</b>	<b>122.7</b>



Credit Outstanding by Financing Sources	SDR	USD
Financed by Quota Resources	91.5	122.1
Financed by Borrowings	0.4	0.5
<b>Total Credit Outstanding</b>	<b>91.9</b>	<b>122.7</b>



Largest 5 Exposures 3/	Credit Outstanding	
	SDR	As a % of quota
<b>Argentina</b>	30.4	954
<b>Egypt</b>	11.5	567
<b>Ukraine</b>	9.0	450
Ecuador	5.9	849
<b>Pakistan</b>	5.6	277



1/ Figures highlighted in blue changed from previous issued report; -- Indicates zero value, zero indicates amounts less than SDR 0.05 billion. Totals may not add due to rounding.

2/ Includes outstanding credit under the former Compensatory Financing Facility; for the chart also includes outstanding credit under the former Emergency Post Conflict and Natural Disaster Assistance policy.

3/ Members with current arrangements are bolded.

## Table 2b. Current Financial Arrangements (GRA)

as of January 05, 2024  
(In millions of SDRs, unless indicated otherwise) 1/

Member	Amount Committed	Amount Undrawn	Amount Drawn	Credit Outstanding		Period of Arrangement	
				Amount 2/	As a % of Quota	Effective Date	Expiration Date
<b>Standby Arrangement (5)</b>	<b>4,568</b>	<b>2,725</b>	<b>1,843</b>	<b>7,345</b>			
Armenia 3/	129	129	--	288	223	12-Dec-22	11-Dec-25
Georgia 3/	210	210	--	447	212	15-Jun-22	14-Jun-25
Kosovo 3/	80	80	--	31	38	25-May-23	24-May-25
Pakistan	2,250	1,356	894	5,630	277	12-Jul-23	11-Apr-24
Serbia	1,899	949	949	949	145	19-Dec-22	18-Dec-24
<b>Extended Fund Facility (19)</b>	<b>57,992</b>	<b>22,540</b>	<b>35,452</b>	<b>59,778</b>			
Argentina	31,914	4,914	27,000	30,413	954	25-Mar-22	24-Sep-24
Bangladesh	1,646	1,176	470	736	69	30-Jan-23	29-Jul-26
Barbados	85	43	43	356	376	07-Dec-22	06-Dec-25
Benin	323	77	246	329	265	08-Jul-22	07-Jan-26
Cameroon	396	110	285	285	103	29-Jul-21	28-Jul-25
Costa Rica	1,237	412	825	1,148	311	01-Mar-21	31-Jul-24
Cote d'Ivoire	1,734	1,239	496	1,280	197	24-May-23	23-Sep-26
Egypt	2,350	2,089	261	11,549	567	16-Dec-22	15-Oct-26
Gabon	389	192	197	670	310	28-Jul-21	27-Jul-24
Honduras	416	357	59	286	114	21-Sep-23	20-Sep-26
Kenya	1,485	504	981	981	181	02-Apr-21	01-Apr-25
Mauritania	43	21	21	21	17	25-Jan-23	24-Jul-26
Moldova	396	189	208	360	208	20-Dec-21	19-Oct-25
Papua New Guinea	456	368	88	88	33	22-Mar-23	21-May-26
Senegal	755	539	216	766	237	26-Jun-23	25-Jun-26
Seychelles	42	30	12	95	413	31-May-23	30-May-26
Sri Lanka	2,286	1,778	508	1,177	203	20-Mar-23	19-Mar-27
Suriname	431	234	197	197	153	22-Dec-21	31-Mar-25
Ukraine	11,608	8,269	3,340	9,043	450	31-Mar-23	30-Mar-27
<b>Flexible Credit Line (5)</b>	<b>55,578</b>	<b>55,578</b>	<b>--</b>	<b>5,094</b>			
Chile 3/	13,954	13,954	--	--	--	29-Aug-22	28-Aug-24
Colombia 3/	7,156	7,156	--	3,750	183	29-Apr-22	28-Apr-24
Mexico 3/	26,738	26,738	--	--	--	15-Nov-23	14-Nov-25
Morocco 3/ 4/	3,726	3,726	--	1,344	150	03-Apr-23	02-Apr-25
Peru 3/	4,004	4,004	--	--	--	27-May-22	26-May-24
<b>Precautionary and Liquidity Line (2)</b>	<b>1,134</b>	<b>1,050</b>	<b>84</b>	<b>570</b>			
Jamaica 3/	728	728	--	381	99	01-Mar-23	28-Feb-25
North Macedonia	407	323	84	189	135	21-Nov-22	20-Nov-24
<b>Total Current GRA Arrangements (31)</b>	<b>119,273</b>	<b>81,893</b>	<b>37,380</b>	<b>72,787</b>			
Memorandum Items:							
Credit outstanding from members without current arrangement and outright disbursements.				19,123			
Total Credit Outstanding.				91,910			

1/ -- Indicates zero value, zero indicates amounts less than SDR 0.5 million. Totals may not add due to rounding.

2/ Includes Credit Outstanding under expired arrangements and outright disbursements.

3/ The undrawn commitment of the arrangement is treated as precautionary by the authorities.

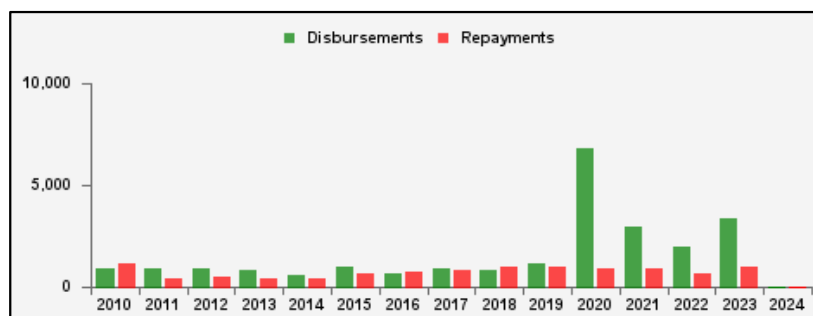
4/ Morocco made purchases under its previous Precautionary and Liquidity Line (PLL) expired in April 2020, of which SDR 1,344.3 million remains outstanding.

**Table 3a. Use of Concessional PRGT Resources 1/**

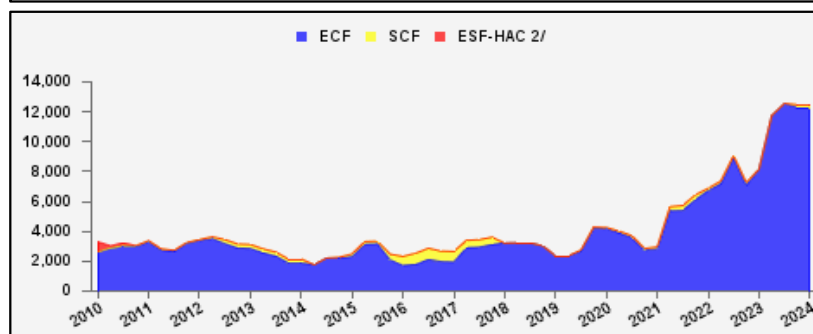
as of January 05, 2024

(In millions of SDRs, unless indicated otherwise)

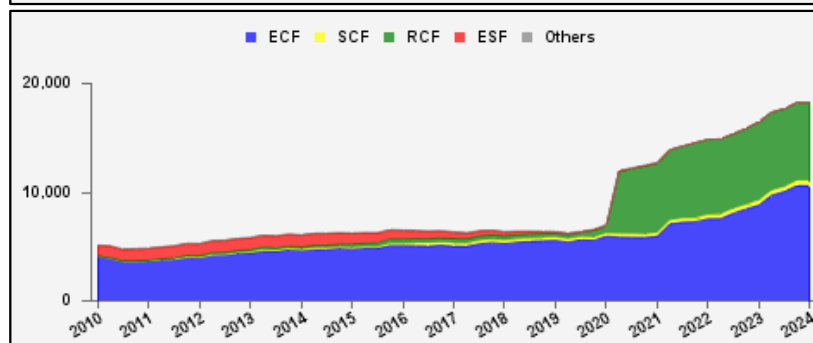
PRGT Lending (Calendar year to date)	SDR	USD
Disbursements	4.5	6.0
Repayments	22.7	30.3
Commitments Approved	--	--



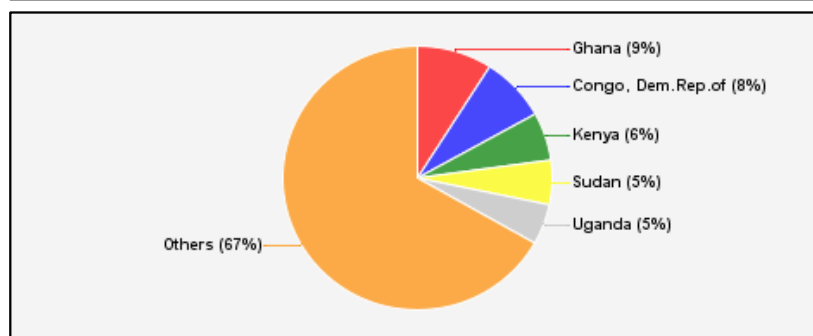
Commitments Under Current PRGT Arrangements	Number of	SDR	USD
Extended Credit Facility (ECF)	29	12,278.6	16,386.0
Standby Credit Facility (SCF)	1	200.3	267.2
Total Current Arrangements	30	12,478.9	16,653.3



Loans Outstanding by Facility	SDR	USD
Extended Credit Facility (ECF)	10,577.3	14,115.6
Standby Credit Facility (SCF)	442.2	590.1
Rapid Credit Facility (RCF)	7,217.5	9,631.8
(former) Exogenous Shocks Facility (ESF)	--	--
Others 3/	--	--
Total Loans Outstanding	18,236.9	24,337.5



Largest 5 Exposures 4/	Loans Outstanding	
	SDR	As a % of quota
<b>Ghana</b>	1,644.4	223
<b>Congo, Dem.Rep.of</b>	1,446.8	136
<b>Kenya</b>	1,071.0	197
Sudan	991.6	157
<b>Uganda</b>	902.5	250



1/ Figures highlighted in blue changed from previous issued report; -- Indicates zero value, zero indicates amounts less than SDR 0.05 million. Totals may not add due to rounding.

2/ The last commitment under the old ESF-HAC Facility expired on December 3, 2011.

3/ Includes outstanding and overdue loans under the (former) Structural Adjustment Facility and Trust Fund.

4/ Members with current arrangements are bolded.

## Table 3b. Current Financial Arrangements (PRGT)

as of January 05, 2024

(In millions of SDRs, unless indicated otherwise) 1/

Member	Amount Committed	Amount Undrawn	Amount Drawn	Loans Outstanding		Period of Arrangement	
				Amount 2/	As a % of Quota	Effective Date	Expiration Date
<b>Extended Credit Facility (29)</b>	<b>12,279</b>	<b>6,739</b>	<b>5,540</b>	<b>13,744</b>			
Bangladesh	823	588	235	495	46	30-Jan-23	29-Jul-26
Benin	161	38	123	345	279	08-Jul-22	07-Jan-26
Burkina Faso	229	205	24	298	248	21-Sep-23	20-Sep-27
Burundi	200	154	46	103	67	17-Jul-23	16-Sep-26
Cabo Verde	45	14	32	55	233	15-Jun-22	14-Jun-25
Cameroon	198	55	143	793	287	29-Jul-21	28-Jul-25
Central African Rep.	142	111	30	216	194	27-Apr-23	26-Jun-26
Chad	393	224	168	531	379	10-Dec-21	09-Dec-24
Comoros	32	25	7	13	73	01-Jun-23	31-May-27
Congo, Dem.Rep.of	1,066	152	914	1,447	136	15-Jul-21	14-Jul-24
Congo, Rep. of	324	65	259	292	180	21-Jan-22	20-Jan-25
Cote d'Ivoire	867	619	248	769	118	24-May-23	23-Sep-26
Ghana	2,242	1,791	451	1,644	223	17-May-23	16-May-26
Guinea-Bissau	40	26	13	40	141	30-Jan-23	29-Jan-26
Honduras	208	178	30	173	69	21-Sep-23	20-Sep-26
Kenya	741	213	528	1,071	197	02-Apr-21	01-Apr-25
Madagascar	220	49	171	644	263	29-Mar-21	28-Jul-24
Malawi	132	105	26	333	240	15-Nov-23	14-Nov-27
Mauritania	21	11	11	238	184	25-Jan-23	24-Jul-26
Moldova	198	57	141	235	136	20-Dec-21	19-Apr-25
Mozambique	341	182	159	471	208	09-May-22	08-May-25
Nepal	282	126	157	328	209	12-Jan-22	11-Jan-26
Niger	197	59	138	359	273	08-Dec-21	07-Jun-25
Papua New Guinea	228	184	44	307	117	22-Mar-23	21-May-26
Senegal	378	270	108	410	127	26-Jun-23	25-Jun-26
Somalia	75	45	30	72	44	19-Dec-23	18-Dec-26
Tanzania	796	453	342	740	186	18-Jul-22	17-Nov-25
Uganda	722	181	542	903	250	28-Jun-21	27-Jun-24
Zambia	978	559	420	420	43	31-Aug-22	30-Oct-25
<b>Standby Credit Facility (1)</b>	<b>200</b>	<b>134</b>	<b>67</b>	<b>265</b>			
Rwanda	200	134	67	265	165	14-Dec-23	13-Feb-25
<b>Total Current PRGT Arrangements (30)</b>	<b>12,479</b>	<b>6,872</b>	<b>5,606</b>	<b>14,009</b>			
Memorandum Items:							
Credit outstanding from members without current arrangement and outright loans.					4,228		
Total Credit Outstanding.					18,237		

1/ -- Indicates zero value, zero indicates amounts less than SDR 0.5 million. Totals may not add due to rounding.

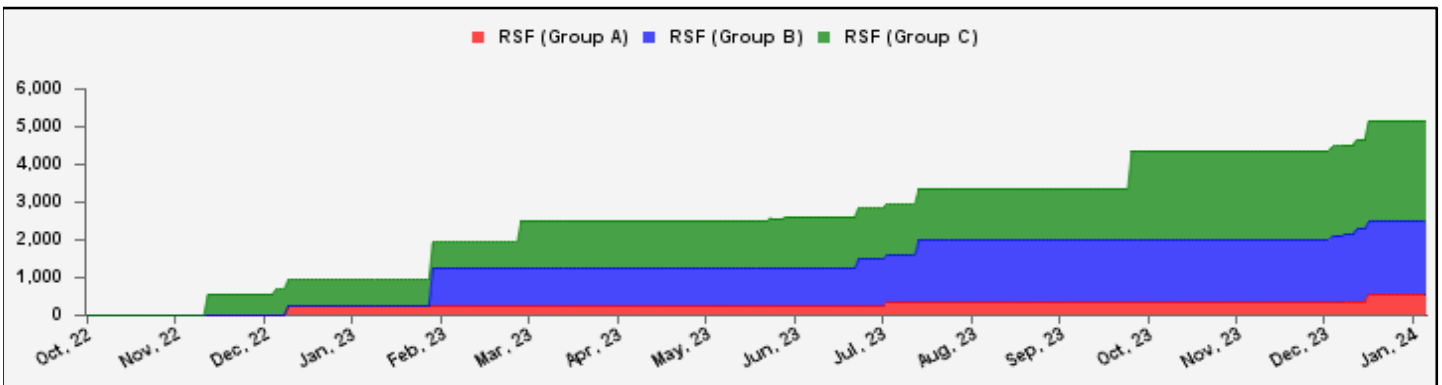
2/ Includes Loans Outstanding under expired arrangements and outright loans.

**Table 4a. Use of RST Resources 1/**  
as of January 05, 2024  
(In millions of SDRs, unless indicated otherwise)

<b>RST Lending (Calendar year to date)</b>	SDR	USD
Disbursements	--	--
Repayments	--	--
Commitments Approved	--	--

<b>Commitments Under Current RST Arrangements by Interest Rate Group 2/</b>	Number of	SDR	USD
Resilience and Sustainability Facility (Group A)	4	555.9	741.9
Resilience and Sustainability Facility (Group B)	5	1,927.7	2,572.6
Resilience and Sustainability Facility (Group C)	7	2,668.6	3,561.3
<b>Total Current Arrangements</b>	<b>16</b>	<b>5,152.2</b>	<b>6,875.8</b>

**RST Commitments 3/**



<b>Loans Outstanding by Interest Rate Group</b>	SDR	USD
Resilience and Sustainability Facility (Group A)	110.9	148.0
Resilience and Sustainability Facility (Group B)	215.2	287.2
Resilience and Sustainability Facility (Group C)	282.2	376.7
<b>Total Loans Outstanding</b>	<b>608.4</b>	<b>811.9</b>

1/ Figures highlighted in blue changed from previous issued report; -- Indicates zero value, zero indicates amounts less than SDR 0.05 million. Totals may not add due to rounding.

2/ The RSF has a tiered interest rate structure that differentiates financing terms across groups of countries (Group A, B, and C) with lower income members benefiting from more concessional terms. For details of the RST's tiered interest rate structure refer to the RST instrument (Attachment A, IMF Executive Board Decision No. 17231-(22/37)

3/ On October 12, 2022, the IMF's Managing Director announced that the RST has become operational, and the first RSF arrangement was approved on November 14, 2022.

## Table 4b. Current Financial Arrangements (RST)

as of January 05, 2024

(In millions of SDRs, unless indicated otherwise) 1/

Member 2/	Amount Committed	Amount Undrawn	Amount Drawn	Loans Outstanding		Period of Arrangement	
				Amount 3/	As a % of Quota	Effective Date	Expiration Date
<b>Resilience and Sustainability Facility (Group A) (4) 4/</b>	<b>556</b>	<b>445</b>	<b>111</b>	<b>111</b>			
Cabo Verde	24	24	--	--	--	11-Dec-23	14-Jun-25
Mauritania	193	193	--	--	--	19-Dec-23	24-Jul-26
Niger	99	99	--	--	--	05-Jul-23	07-Jun-25
Rwanda	240	129	111	111	69	12-Dec-22	11-Dec-25
<b>Resilience and Sustainability Facility (Group B) (5) 4/</b>	<b>1,928</b>	<b>1,713</b>	<b>215</b>	<b>215</b>			
Bangladesh	1,000	833	167	167	16	30-Jan-23	29-Jul-26
Benin	149	149	--	--	--	14-Dec-23	07-Jan-26
Kenya	407	407	--	--	--	17-Jul-23	31-Mar-25
Moldova	129	129	--	--	--	06-Dec-23	19-Oct-25
Senegal	243	194	49	49	15	26-Jun-23	25-Jun-26
<b>Resilience and Sustainability Facility (Group C) (7) 4/</b>	<b>2,669</b>	<b>2,386</b>	<b>282</b>	<b>282</b>			
Barbados	142	85	57	57	60	07-Dec-22	06-Dec-25
Costa Rica	554	554	--	--	--	14-Nov-22	31-Jul-24
Jamaica	574	383	191	191	50	01-Mar-23	28-Feb-25
Kosovo	62	31	31	31	38	25-May-23	24-May-25
Morocco	1,000	1,000	--	--	--	28-Sep-23	02-Apr-25
Paraguay	302	302	--	--	--	19-Dec-23	20-Nov-25
Seychelles	34	31	3	3	14	31-May-23	30-May-26
<b>Total Current RST Arrangements (16)</b>	<b>5,152</b>	<b>4,544</b>	<b>608</b>	<b>608</b>			
Memorandum Items:							
Credit outstanding from members without current arrangement.					--		
Total Credit Outstanding.					608		

1/ -- Indicates zero value, zero indicates amounts less than SDR 0.5 million. Totals may not add due to rounding.

2/ Details of members' concurrent GRA and/or PRGT arrangements are on Table 2b and Table 3b respectively, except for those members with a RSF that was approved concurrently with a Policy Coordination Instrument (PCI) or Policy Support Instrument (PSI) which are non-financing instruments.

3/ Includes Loans Outstanding under expired arrangements, if applicable.