



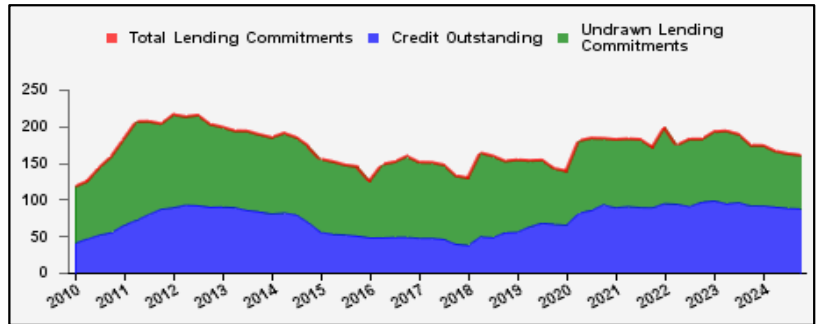
Weekly Report on Key Financial Statistics

Table 1. Key Indicators 1/

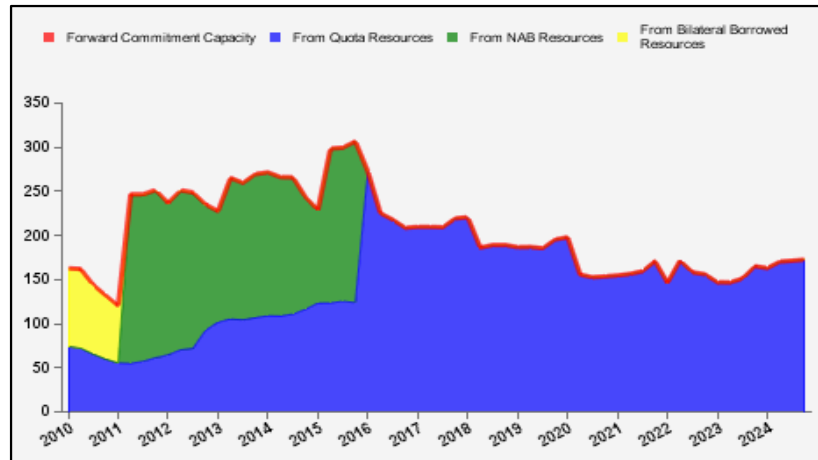
as of November 08, 2024

(In billions of SDRs, unless indicated otherwise)

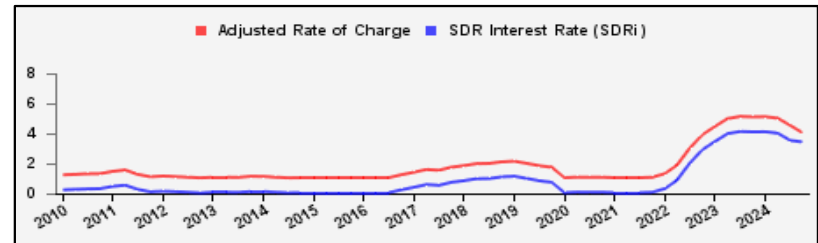
GRA Lending and Resources	SDR	USD
I. Total Lending Commitments, of which:	160.5	213.1
Undrawn Lending Commitments	72.5	96.2
Credit Outstanding	88.0	116.8
II. Forward Commitment Capacity (FCC)	172.6	229.1
III. Unactivated Borrowed Resources, of which: 2/	386.8	513.5
NAB	278.0	369.1
Bilateral Borrowing Agreements	108.8	144.4
IV. Total GRA Resources (I. + II. + III.)	719.9	955.7



Forward Commitment Capacity (FCC)	SDR	USD
I. Usable resources (a) + (b)	307.3	408.0
(a) Fund quota resources	307.3	408.0
(b) Fund borrowed resources	--	--
II. Undrawn balances under GRA lending commitments	72.5	96.2
Precautionary 3/	49.4	65.5
Non-precautionary	23.1	30.7
III. Uncommitted usable resources (I - II)	234.8	311.7
IV. Repurchases one-year forward	14.9	19.8
V. Repayments of borrowed resources one-year forward	--	--
VI. Prudential balance	77.2	102.4
VII. Forward commitment capacity (III + IV - V - VI) 4/	172.6	229.1
(a) From Quota resources	172.6	229.1
(b) From NAB resources	--	--
(c) From Bilateral Borrowed resources	--	--



Rates	Percent
1 SDR = USD	1.32743
SDR Interest Rate (SDRi)	3.427
Average SDRi over the previous 12-month period	3.975
Adjusted Rate of Charge	4.027
Adjusted Rate of Remuneration	3.427



1/ Figures highlighted in blue changed from previous issued report; -- Indicates zero value, zero indicates amounts less than SDR 0.05 billion. Totals may not add due to rounding.

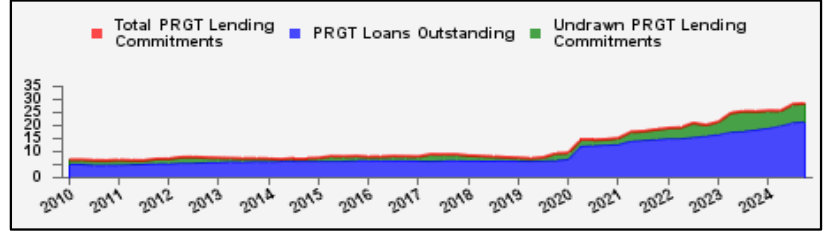
2/ Excludes 20% prudential balance and borrowing lines of participants/members that are currently not in the FTP. For the NAB, also excludes any outstanding NAB claims; and undrawn committed resources under current NAB-eligible arrangements, if any.

3/ Undrawn balances under arrangements treated as precautionary by the authorities.

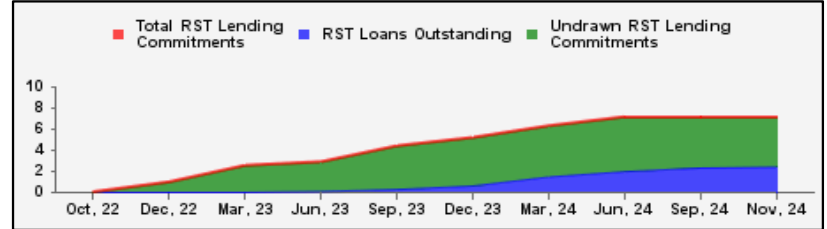
4/ In the event of activation of the NAB and/or bilateral borrowed resources, the FCC is modified to take account of additional usable resources under these arrangements (which exclude a prudential balance and non-FTP members).

Table 1. Key Indicators (continued) 1/
as of November 08, 2024
(In billions of SDRs, unless indicated otherwise)

PRGT Lending and Resources	SDR	USD
I. Total Lending Commitments, of which:	28.2	37.4
Ia. Undrawn lending commitments	6.8	9.0
Ib. Loans Outstanding	21.4	28.4
II. Undrawn Loan Resources	35.0	46.4
III. Uncommitted Loan Resources (II. - Ia.)	28.2	37.4



RST Lending and Resources	SDR	USD
I. Total Lending Commitments, of which:	7.1	9.4
Ia. Undrawn lending commitments	4.7	6.3
Ib. Loans Outstanding	2.4	3.2
II. Undrawn Loan Resources	18.4	24.5
III. Uncommitted Loan Resources (II. - Ia.)	13.7	18.2



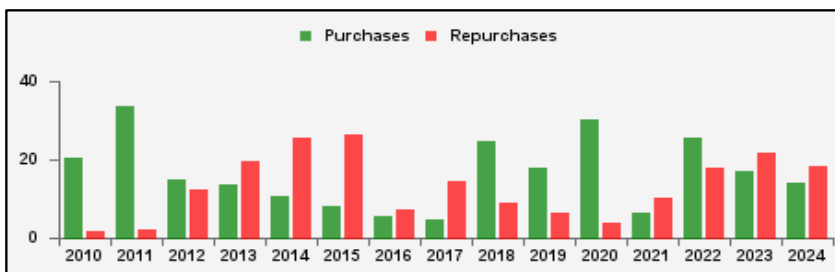
1/ Figures highlighted in blue changed from previous issued report; -- Indicates zero value, zero indicates amounts less than SDR 0.05 billion. Totals may not add due to rounding.

Table 2a. Use of GRA Resources 1/

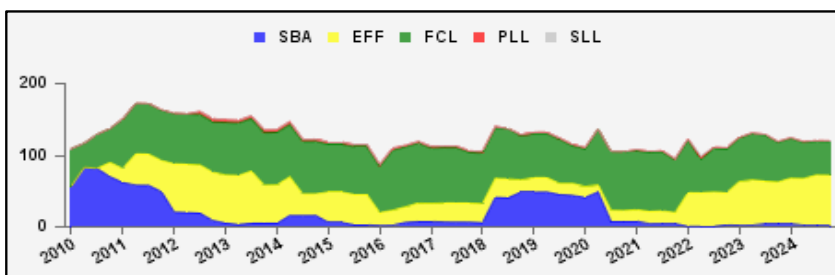
as of November 08, 2024

(In billions of SDRs, unless indicated otherwise)

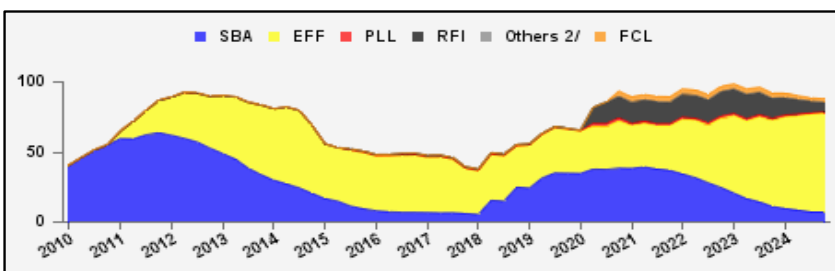
GRA Lending (Calendar year to date)	SDR	USD
Purchases	14.0	18.6
Financed by Quota Resources	14.0	18.6
Financed by Borrowings	--	--
Repurchases	18.1	24.0
Commitments Approved	30.3	40.2



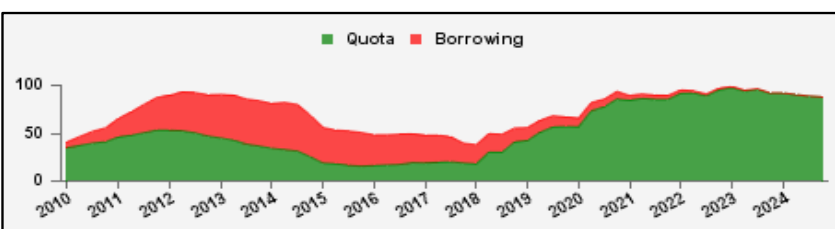
Commitments Under Current GRA Arrangements	Number of	SDR	USD
Standby Arrangement (SBA)	4	2.3	3.1
Extended Fund Facility (EFF)	20	69.7	92.5
Flexible Credit Line (FCL)	4	47.1	62.5
Precautionary and Liquidity Line (PLL)	2	1.1	1.5
Short-Term Liquidity Line (SLL)	--	--	--
Total Current Arrangements	30	120.2	159.6



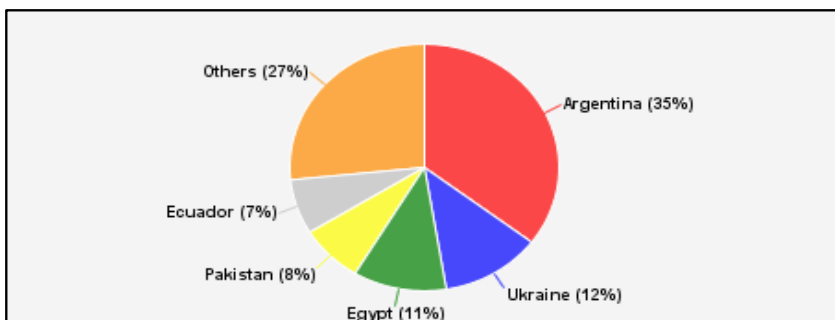
Credit Outstanding by Facility	SDR	USD
Standby Arrangement (SBA)	7.2	9.6
Extended Fund Facility (EFF)	70.5	93.6
Flexible Credit Line (FCL)	2.3	3.1
Precautionary and Liquidity Line (PLL)	0.7	1.0
Short-Term Liquidity Line (SLL)	--	--
Rapid Financing Instrument (RFI)	7.2	9.5
Others 2/	--	--
Total Credit Outstanding	88.0	116.8



Credit Outstanding by Financing Sources	SDR	USD
Financed by Quota Resources	88.0	116.8
Financed by Borrowings	--	--
Total Credit Outstanding	88.0	116.8



Largest 5 Exposures 3/	Credit Outstanding	
	SDR	As a % of quota
Argentina	31.1	976
Ukraine	10.6	528
Egypt	9.9	484
Pakistan	6.7	329
Ecuador	6.3	906



1/ Figures highlighted in blue changed from previous issued report; -- Indicates zero value, zero indicates amounts less than SDR 0.05 billion. Totals may not add due to rounding.

2/ Includes outstanding credit under the former Compensatory Financing Facility; for the chart also includes outstanding credit under the former Emergency Post Conflict and Natural Disaster Assistance policy.

3/ Members with current arrangements are bolded.

Table 2b. Current Financial Arrangements (GRA)

as of November 08, 2024

(In millions of SDRs, unless indicated otherwise) 1/

Member	Amount Committed	Amount Undrawn	Amount Drawn	Credit Outstanding		Period of Arrangement	
				Amount 2/	As a % of Quota	Effective Date	Expiration Date
Standby Arrangement (4)	2,318	1,369	949	1,572			
Armenia 3/	129	129	--	193	150	12-Dec-22	11-Dec-25
Georgia 3/	210	210	--	419	199	15-Jun-22	14-Jun-25
Kosovo 3/	80	80	--	10	13	25-May-23	24-May-25
Serbia 3/	1,899	949	949	949	145	19-Dec-22	18-Dec-24
Extended Fund Facility (20)	69,699	23,132	46,566	74,105			
Argentina	31,914	814	31,100	31,100	976	25-Mar-22	31-Dec-24
Bangladesh	1,646	706	940	1,073	101	30-Jan-23	29-Jul-26
Barbados	85	28	57	358	379	07-Dec-22	06-Dec-25
Benin	323	56	267	318	257	08-Jul-22	07-Jan-26
Cameroon	396	74	322	322	117	29-Jul-21	28-Jul-25
Cote d'Ivoire	1,734	991	743	1,274	196	24-May-23	23-Sep-26
Ecuador	3,000	2,247	753	6,319	906	31-May-24	30-May-28
Egypt	6,112	4,614	1,497	9,869	484	16-Dec-22	15-Oct-26
Honduras	416	357	59	202	81	21-Sep-23	20-Sep-26
Jordan	926	684	242	1,484	433	10-Jan-24	09-Jan-28
Kenya	1,809	290	1,519	1,519	280	02-Apr-21	01-Apr-25
Mauritania	43	17	26	26	20	25-Jan-23	24-Jul-26
Moldova	396	107	289	372	216	20-Dec-21	19-Oct-25
Pakistan	5,320	4,560	760	6,690	329	25-Sep-24	24-Oct-27
Papua New Guinea	456	305	151	151	57	22-Mar-23	21-May-26
Senegal	755	539	216	647	200	26-Jun-23	25-Jun-26
Seychelles	42	24	18	91	397	31-May-23	30-May-26
Sri Lanka	2,286	1,524	762	1,332	230	20-Mar-23	19-Mar-27
Suriname	431	94	337	337	262	22-Dec-21	31-Mar-25
Ukraine	11,608	5,100	6,508	10,620	528	31-Mar-23	30-Mar-27
Flexible Credit Line (4)	47,064	47,064	--	2,881			
Chile 3/	10,466	10,466	--	--	--	27-Aug-24	26-Aug-26
Colombia 3/	6,134	6,134	--	2,344	115	26-Apr-24	25-Apr-26
Mexico 3/	26,738	26,738	--	--	--	15-Nov-23	14-Nov-25
Morocco 3/ 4/	3,726	3,726	--	538	60	03-Apr-23	02-Apr-25
Precautionary and Liquidity Line (2)	1,134	931	203	433			
Jamaica 3/	728	728	--	195	51	01-Mar-23	28-Feb-25
North Macedonia 3/	407	203	203	239	170	21-Nov-22	20-Nov-24
Total Current GRA Arrangements (30)	120,215	72,496	47,719	78,991			
Memorandum Items:							
Credit outstanding from members without current arrangement and outright disbursements.				9,030			
Total Credit Outstanding.				88,022			

1/ -- Indicates zero value, zero indicates amounts less than SDR 0.5 million. Totals may not add due to rounding.

2/ Includes Credit Outstanding under expired arrangements and outright disbursements.

3/ The undrawn commitment of the arrangement is treated as precautionary by the authorities.

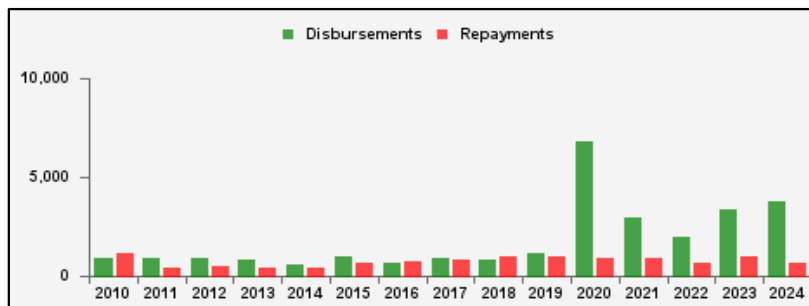
4/ Morocco made purchases under its previous Precautionary and Liquidity Line (PLL) expired in April 2020, of which SDR 537.7 million remains outstanding

Table 3a. Use of Concessional PRGT Resources 1/

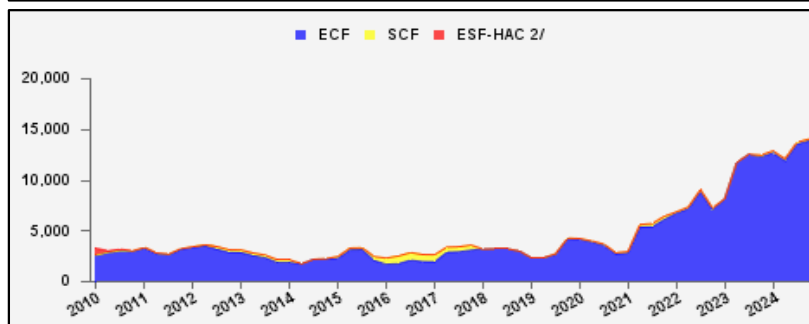
as of November 08, 2024

(In millions of SDRs, unless indicated otherwise)

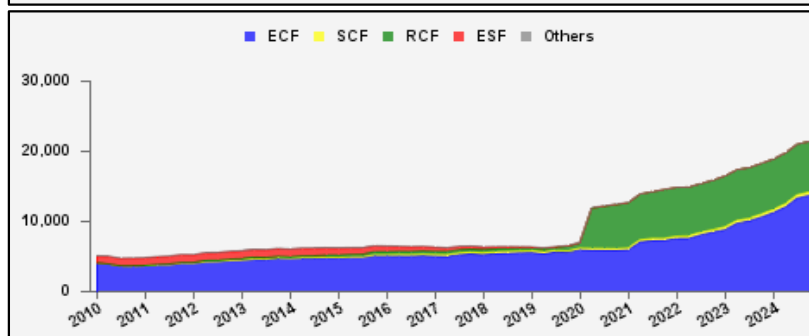
PRGT Lending (Calendar year to date)	SDR	USD
Disbursements	3,781.6	5,019.8
Repayments	618.7	821.3
Commitments Approved	4,039.1	5,361.6



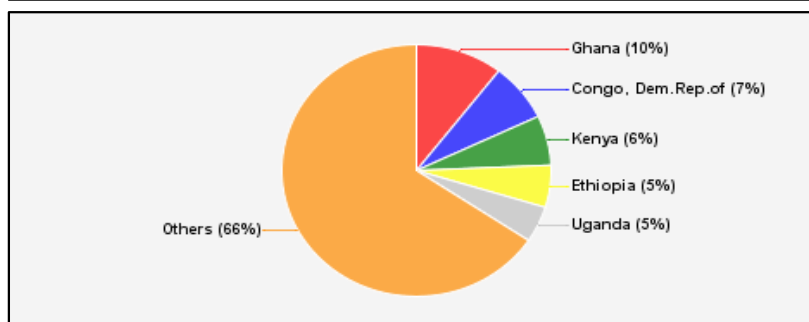
Commitments Under Current PRGT Arrangements	Number of	SDR	USD
Extended Credit Facility (ECF)	31	13,863.6	18,403.0
Standby Credit Facility (SCF)	1	200.3	265.8
Total Current Arrangements	32	14,063.9	18,668.8



Loans Outstanding by Facility	SDR	USD
Extended Credit Facility (ECF)	13,721.2	18,213.9
Standby Credit Facility (SCF)	471.7	626.1
Rapid Credit Facility (RCF)	7,225.2	9,590.9
(former) Exogenous Shocks Facility (ESF)	--	--
Others 3/	--	--
Total Loans Outstanding	21,418.0	28,430.9



Largest 5 Exposures 4/	Loans Outstanding	
	SDR	As a % of quota
Ghana	2,245.3	304
Congo, Dem.Rep.of	1,599.0	150
Kenya	1,367.2	252
Ethiopia	1,156.0	384
Uganda	992.8	275



1/ Figures highlighted in blue changed from previous issued report; -- Indicates zero value, zero indicates amounts less than SDR 0.05 million. Totals may not add due to rounding.

2/ The last commitment under the old ESF-HAC Facility expired on December 3, 2011.

3/ Includes outstanding and overdue loans under the (former) Structural Adjustment Facility and Trust Fund.

4/ Members with current arrangements are bolded.

Table 3b. Current Financial Arrangements (PRGT)

as of November 08, 2024

(In millions of SDRs, unless indicated otherwise) 1/

Member	Amount Committed	Amount Undrawn	Amount Drawn	Loans Outstanding		Period of Arrangement	
				Amount 2/	As a % of Quota	Effective Date	Expiration Date
Extended Credit Facility (31)	13,864	6,704	7,159	14,817			
Bangladesh	823	353	470	684	64	30-Jan-23	29-Jul-26
Benin	161	28	133	345	278	08-Jul-22	07-Jan-26
Burkina Faso	229	181	48	311	258	21-Sep-23	20-Sep-27
Burundi	200	154	46	101	65	17-Jul-23	16-Sep-26
Cabo Verde	45	9	36	60	252	15-Jun-22	14-Jun-25
Cameroon	198	37	161	774	280	29-Jul-21	28-Jul-25
Central African Rep.	147	98	49	215	193	27-Apr-23	26-Jun-26
Comoros	32	21	11	17	93	01-Jun-23	31-May-27
Congo, Rep. of	324	32	292	324	200	21-Jan-22	20-Jan-25
Cote d'Ivoire	867	496	372	857	132	24-May-23	23-Sep-26
Ethiopia	2,556	1,534	1,022	1,156	384	29-Jul-24	28-Jul-28
Gambia	75	58	17	110	178	12-Jan-24	11-Jan-27
Ghana	2,242	1,070	1,172	2,245	304	17-May-23	16-May-26
Guinea-Bissau	40	15	25	49	172	30-Jan-23	29-Jan-26
Honduras	208	178	30	160	64	21-Sep-23	20-Sep-26
Kenya	905	80	824	1,367	252	02-Apr-21	01-Apr-25
Liberia	155	151	4	155	60	25-Sep-24	24-Jan-28
Madagascar	257	220	37	649	266	21-Jun-24	20-Jun-27
Malawi	132	105	26	319	230	15-Nov-23	14-Nov-27
Mauritania	21	9	13	235	182	25-Jan-23	24-Jul-26
Moldova	198	38	160	250	145	20-Dec-21	19-Apr-25
Mozambique	341	91	250	554	244	09-May-22	08-May-25
Nepal	282	94	188	352	225	12-Jan-22	11-Jan-26
Niger	197	39	158	362	275	08-Dec-21	07-Dec-25
Papua New Guinea	228	153	75	339	129	22-Mar-23	21-May-26
Senegal	378	270	108	410	127	26-Jun-23	25-Jun-26
Sierra Leone	187	152	35	358	173	31-Oct-24	30-Dec-27
Somalia	75	38	38	80	49	19-Dec-23	18-Dec-26
Tanzania	796	340	455	853	215	18-Jul-22	17-May-26
Togo	294	242	51	274	187	01-Mar-24	31-Aug-27
Zambia	1,272	419	853	853	87	31-Aug-22	30-Oct-25
Standby Credit Facility (1)	200	67	134	308			
Rwanda	200	67	134	308	192	14-Dec-23	13-Feb-25
Total Current PRGT Arrangements (32)	14,064	6,771	7,293	15,124			
Memorandum Items:							
Credit outstanding from members without current arrangement and outright loans.				6,294			
Total Credit Outstanding.				21,418			

1/ -- Indicates zero value, zero indicates amounts less than SDR 0.5 million. Totals may not add due to rounding.

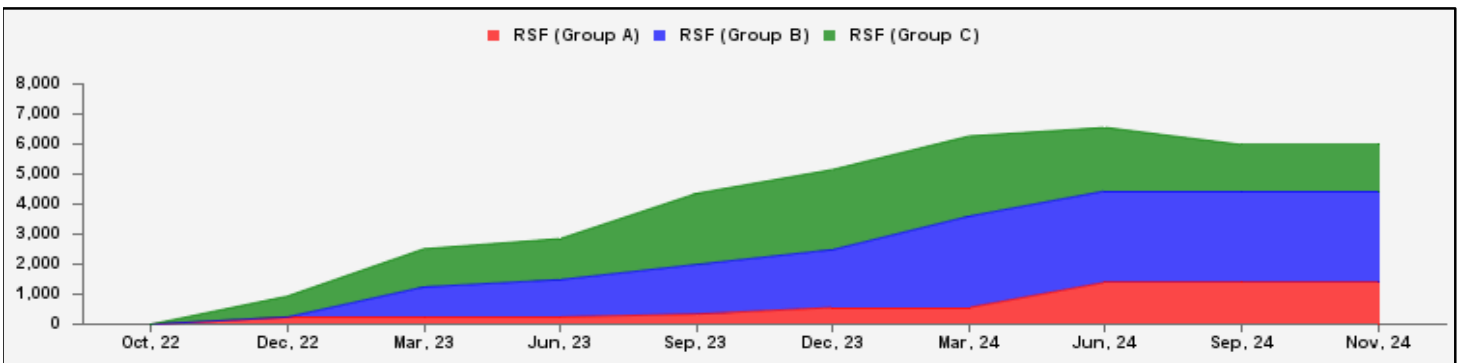
2/ Includes Loans Outstanding under expired arrangements and outright loans.

Table 4a. Use of RST Resources 1/
as of November 08, 2024
(In millions of SDRs, unless indicated otherwise)

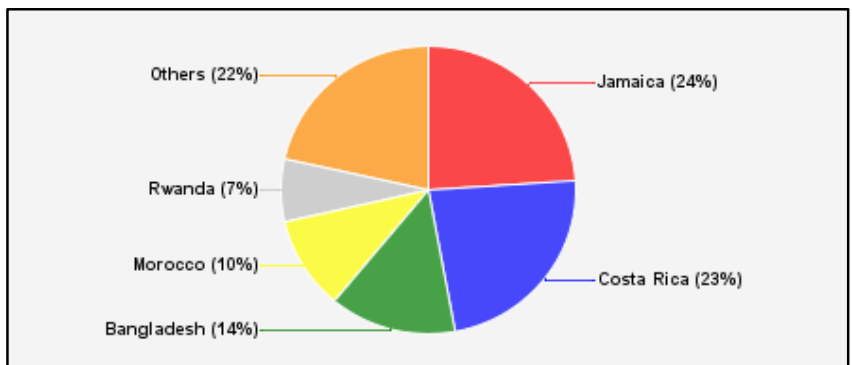
RST Lending (Calendar year to date)	SDR	USD
Disbursements	1,788.1	2,373.5
Repayments	--	--
Commitments Approved	1,954.7	2,594.7

Commitments Under Current RST Arrangements by Interest Rate Group 2/	Number of	SDR	USD	Loans Outstanding by Interest Rate Group	SDR	USD
Resilience and Sustainability Facility (Group A)	6	1,397.0	1,854.4	Resilience and Sustainability Facility (Group A)	222.8	295.7
Resilience and Sustainability Facility (Group B)	7	3,041.3	4,037.2	Resilience and Sustainability Facility (Group B)	665.2	883.0
Resilience and Sustainability Facility (Group C)	5	1,540.2	2,044.4	Resilience and Sustainability Facility (Group C)	1,508.5	2,002.4
Total Current Arrangements	18	5,978.5	7,936.0	Total Loans Outstanding	2,396.4	3,181.1

RST Commitments 3/



Largest 5 Exposures 4/	Loans Outstanding	
	SDR	As a % of quota
Jamaica	574.4	150
Costa Rica	554.1	150
Bangladesh	333.4	31
Morocco	250.0	28
Rwanda	168.4	105



1/ Figures highlighted in blue changed from previous issued report; -- Indicates zero value, zero indicates amounts less than SDR 0.05 million. Totals may not add due to rounding.

2/ The RSF has a tiered interest rate structure that differentiates financing terms across groups of countries (Group A, B, and C) with lower income members benefiting from more concessional terms. For details of the RST's tiered interest rate structure refer to the RST instrument (Attachment A, IMF Executive Board Decision No. 17231-(22/37) April 13, 2022, as amended).

3/ On October 12, 2022, the IMF's Managing Director announced that the RST has become operational, and the first RSF arrangement was approved on November 14, 2022.

4/ Members with current arrangements are bolded.

Table 4b. Current Financial Arrangements (RST)

as of November 08, 2024

(In millions of SDRs, unless indicated otherwise) 1/

Member 2/	Amount Committed	Amount Undrawn	Amount Drawn	Loans Outstanding		Period of Arrangement	
				Amount 3/	As a % of Quota	Effective Date	Expiration Date
Resilience and Sustainability Facility (Group A) (6) 4/	1,397	1,174	223	223			
Cabo Verde	24	18	5	5	22	11-Dec-23	14-Jun-25
Madagascar	244	244	--	--	--	21-Jun-24	20-Jun-27
Mauritania	193	178	15	15	12	19-Dec-23	24-Jul-26
Niger	99	64	34	34	26	05-Jul-23	07-Dec-25
Rwanda	240	72	168	168	105	12-Dec-22	11-Dec-25
Tanzania	597	597	--	--	--	20-Jun-24	17-May-26
Resilience and Sustainability Facility (Group B) (7) 4/	3,041	2,376	665	665			
Bangladesh	1,000	667	333	333	31	30-Jan-23	29-Jul-26
Benin	149	129	20	20	16	14-Dec-23	07-Jan-26
Cameroon	138	104	35	35	13	29-Jan-24	28-Jul-25
Cote d'Ivoire	976	915	61	61	9	15-Mar-24	23-Sep-26
Kenya	407	271	136	136	25	17-Jul-23	01-Apr-25
Moldova	129	97	32	32	19	06-Dec-23	19-Oct-25
Senegal	243	194	49	49	15	26-Jun-23	25-Jun-26
Resilience and Sustainability Facility (Group C) (5) 4/	1,540	1,160	380	380			
Barbados	142	57	85	85	90	07-Dec-22	06-Dec-25
Kosovo	62	23	39	39	47	25-May-23	24-May-25
Morocco	1,000	750	250	250	28	28-Sep-23	02-Apr-25
Paraguay	302	302	--	--	--	19-Dec-23	20-Nov-25
Seychelles	34	28	6	6	27	31-May-23	30-May-26
Total Current RST Arrangements (18)	5,978	4,710	1,268	1,268			
Memorandum Items:							
Credit outstanding from members without current arrangement.				1,128			
Total Credit Outstanding.				2,396			

1/ -- Indicates zero value, zero indicates amounts less than SDR 0.5 million. Totals may not add due to rounding.

2/ Details of members' concurrent GRA and/or PRGT arrangements are on Table 2b and Table 3b respectively, except for those members with a RSF that was approved concurrently with a Policy Coordination Instrument (PCI) or Policy Support Instrument (PSI) which are non-financing instruments.

3/ Includes Loans Outstanding under expired arrangements, if applicable.

4/ Under the Resilience and Sustainability Facility's (RSF) tiered interest rate structure that differentiates financing terms across groups of countries, interest is charged on credit outstanding for Group A, B, and C countries at the SDR interest rate +55 basis points (capped at 2.25%), +75 basis points, and +95 basis points respectively. For details of the RST's tiered interest rate structure refer to the RST instrument (Attachment A, IMF Executive Board Decision No. 17231-(22/37) April 13, 2022, as amended).