



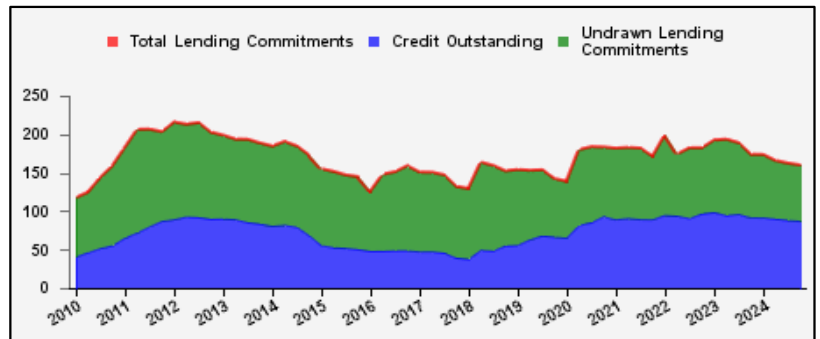
Weekly Report on Key Financial Statistics

Table 1. Key Indicators 1/

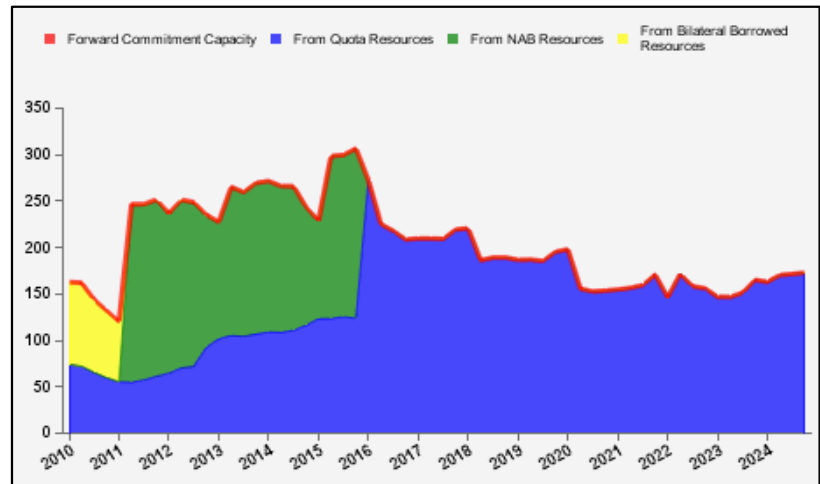
as of November 15, 2024

(In billions of SDRs, unless indicated otherwise)

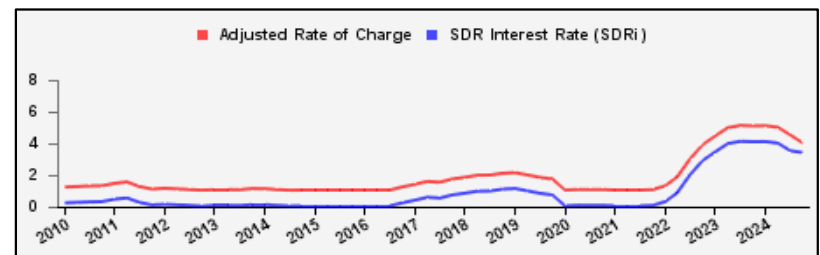
| GRA Lending and Resources | SDR | USD |
|---|-------|-------|
| I. Total Lending Commitments, of which: | 160.0 | 210.4 |
| Undrawn Lending Commitments | 72.5 | 95.3 |
| Credit Outstanding | 87.5 | 115.1 |
| II. Forward Commitment Capacity (FCC) | 172.8 | 227.2 |
| III. Unactivated Borrowed Resources, of which: 2/ | 386.9 | 508.6 |
| NAB | 278.0 | 365.5 |
| Bilateral Borrowing Agreements | 108.9 | 143.1 |
| IV. Total GRA Resources (I. + II. + III.) | 719.8 | 946.2 |



| Forward Commitment Capacity (FCC) | SDR | USD |
|---|-------|-------|
| I. Usable resources (a) + (b) | 307.9 | 404.7 |
| (a) Fund quota resources | 307.9 | 404.7 |
| (b) Fund borrowed resources | -- | -- |
| II. Undrawn balances under GRA lending commitments | 72.5 | 95.3 |
| Precautionary 3/ | 49.4 | 64.9 |
| Non-precautionary | 23.1 | 30.4 |
| III. Uncommitted usable resources (I - II) | 235.4 | 309.4 |
| IV. Repurchases one-year forward | 14.6 | 19.2 |
| V. Repayments of borrowed resources one-year forward | -- | -- |
| VI. Prudential balance | 77.2 | 101.4 |
| VII. Forward commitment capacity (III + IV - V - VI) 4/ | 172.8 | 227.2 |
| (a) From Quota resources | 172.8 | 227.2 |
| (b) From NAB resources | -- | -- |
| (c) From Bilateral Borrowed resources | -- | -- |



| Rates | Percent |
|--|---------|
| 1 SDR = USD | 1.31459 |
| SDR Interest Rate (SDRi) | 3.418 |
| Average SDRi over the previous 12-month period | 3.961 |
| Adjusted Rate of Charge | 4.018 |
| Adjusted Rate of Remuneration | 3.418 |



1/ Figures highlighted in blue changed from previous issued report; -- Indicates zero value, zero indicates amounts less than SDR 0.05 billion. Totals may not add due to rounding.

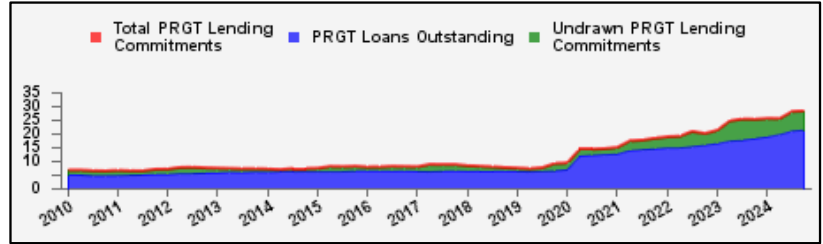
2/ Excludes 20% prudential balance and borrowing lines of participants/members that are currently not in the FTP. For the NAB, also excludes any outstanding NAB claims; and undrawn committed resources under current NAB-eligible arrangements, if any.

3/ Undrawn balances under arrangements treated as precautionary by the authorities.

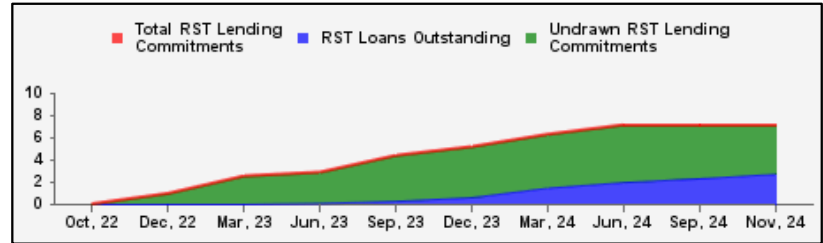
4/ In the event of activation of the NAB and/or bilateral borrowed resources, the FCC is modified to take account of additional usable resources under these arrangements (which exclude a prudential balance and non-FTP members).

Table 1. Key Indicators (continued) 1/
as of November 15, 2024
(In billions of SDRs, unless indicated otherwise)

| PRGT Lending and Resources | SDR | USD |
|---|------|------|
| I. Total Lending Commitments, of which: | 28.2 | 37.1 |
| Ia. Undrawn lending commitments | 6.8 | 8.9 |
| Ib. Loans Outstanding | 21.4 | 28.1 |
| II. Undrawn Loan Resources | 35.0 | 46.1 |
| III. Uncommitted Loan Resources (II. - Ia.) | 28.3 | 37.2 |



| RST Lending and Resources | SDR | USD |
|---|------|------|
| I. Total Lending Commitments, of which: | 7.1 | 9.3 |
| Ia. Undrawn lending commitments | 4.4 | 5.8 |
| Ib. Loans Outstanding | 2.7 | 3.6 |
| II. Undrawn Loan Resources | 18.1 | 23.8 |
| III. Uncommitted Loan Resources (II. - Ia.) | 13.7 | 18.1 |



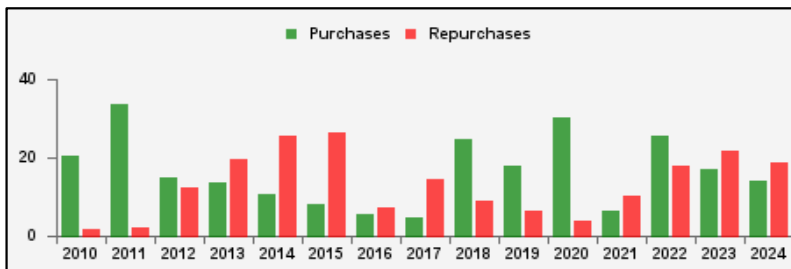
1/ Figures highlighted in blue changed from previous issued report; -- Indicates zero value, zero indicates amounts less than SDR 0.05 billion. Totals may not add due to rounding.

Table 2a. Use of GRA Resources 1/

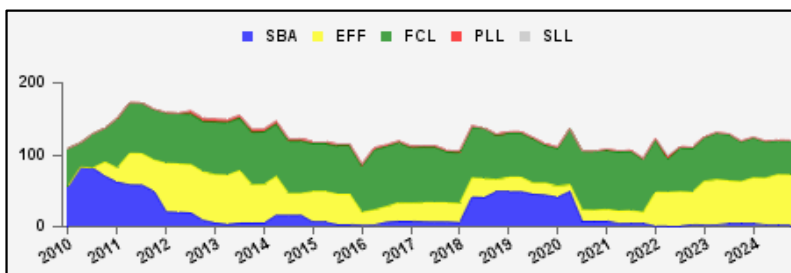
as of November 15, 2024

(In billions of SDRs, unless indicated otherwise)

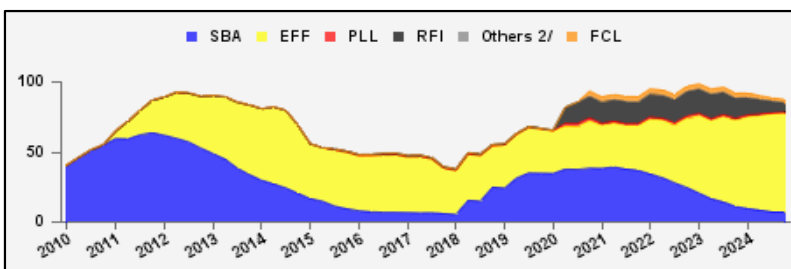
| GRA Lending (Calendar year to date) | SDR | USD |
|-------------------------------------|------|------|
| Purchases | 14.0 | 18.4 |
| Financed by Quota Resources | 14.0 | 18.4 |
| Financed by Borrowings | -- | -- |
| Repurchases | 18.6 | 24.4 |
| Commitments Approved | 30.3 | 39.8 |



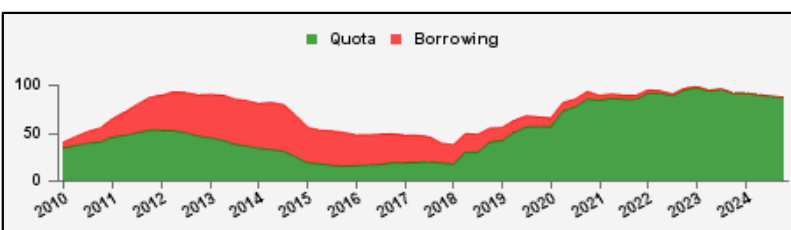
| Commitments Under Current GRA Arrangements | Number of | SDR | USD |
|--|-----------|-------|-------|
| Standby Arrangement (SBA) | 4 | 2.3 | 3.0 |
| Extended Fund Facility (EFF) | 20 | 69.7 | 91.6 |
| Flexible Credit Line (FCL) | 4 | 47.1 | 61.9 |
| Precautionary and Liquidity Line (PLL) | 2 | 1.1 | 1.5 |
| Short-Term Liquidity Line (SLL) | -- | -- | -- |
| Total Current Arrangements | 30 | 120.2 | 158.0 |



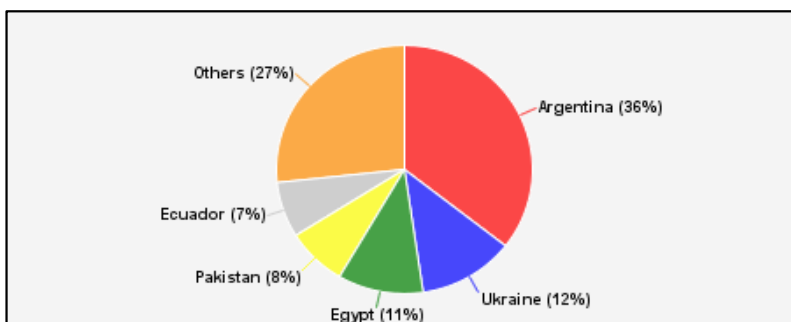
| Credit Outstanding by Facility | SDR | USD |
|--|------|-------|
| Standby Arrangement (SBA) | 7.2 | 9.5 |
| Extended Fund Facility (EFF) | 70.4 | 92.5 |
| Flexible Credit Line (FCL) | 2.3 | 3.1 |
| Precautionary and Liquidity Line (PLL) | 0.7 | 1.0 |
| Short-Term Liquidity Line (SLL) | -- | -- |
| Rapid Financing Instrument (RFI) | 6.9 | 9.0 |
| Others 2/ | -- | -- |
| Total Credit Outstanding | 87.5 | 115.1 |



| Credit Outstanding by Financing Sources | SDR | USD |
|---|------|-------|
| Financed by Quota Resources | 87.5 | 115.1 |
| Financed by Borrowings | -- | -- |
| Total Credit Outstanding | 87.5 | 115.1 |



| Largest 5 Exposures 3/ | Credit Outstanding | |
|------------------------|--------------------|-----------------|
| | SDR | As a % of quota |
| Argentina | 31.1 | 976 |
| Ukraine | 10.6 | 528 |
| Egypt | 9.5 | 464 |
| Pakistan | 6.7 | 329 |
| Ecuador | 6.3 | 906 |



1/ Figures highlighted in blue changed from previous issued report; -- Indicates zero value, zero indicates amounts less than SDR 0.05 billion. Totals may not add due to rounding.

2/ Includes outstanding credit under the former Compensatory Financing Facility; for the chart also includes outstanding credit under the former Emergency Post Conflict and Natural Disaster Assistance policy.

3/ Members with current arrangements are bolded.

Table 2b. Current Financial Arrangements (GRA)

as of November 15, 2024
(In millions of SDRs, unless indicated otherwise) 1/

| Member | Amount Committed | Amount Undrawn | Amount Drawn | Credit Outstanding | | Period of Arrangement | |
|---|------------------|----------------|---------------|--------------------|-----------------|-----------------------|-----------------|
| | | | | Amount 2/ | As a % of Quota | Effective Date | Expiration Date |
| Standby Arrangement (4) | 2,318 | 1,369 | 949 | 1,572 | | | |
| Armenia 3/ | 129 | 129 | -- | 193 | 150 | 12-Dec-22 | 11-Dec-25 |
| Georgia 3/ | 210 | 210 | -- | 419 | 199 | 15-Jun-22 | 14-Jun-25 |
| Kosovo 3/ | 80 | 80 | -- | 10 | 13 | 25-May-23 | 24-May-25 |
| Serbia 3/ | 1,899 | 949 | 949 | 949 | 145 | 19-Dec-22 | 18-Dec-24 |
| Extended Fund Facility (20) | 69,699 | 23,132 | 46,566 | 73,673 | | | |
| Argentina | 31,914 | 814 | 31,100 | 31,100 | 976 | 25-Mar-22 | 31-Dec-24 |
| Bangladesh | 1,646 | 706 | 940 | 1,073 | 101 | 30-Jan-23 | 29-Jul-26 |
| Barbados | 85 | 28 | 57 | 358 | 379 | 07-Dec-22 | 06-Dec-25 |
| Benin | 323 | 56 | 267 | 318 | 257 | 08-Jul-22 | 07-Jan-26 |
| Cameroon | 396 | 74 | 322 | 322 | 117 | 29-Jul-21 | 28-Jul-25 |
| Cote d'Ivoire | 1,734 | 991 | 743 | 1,274 | 196 | 24-May-23 | 23-Sep-26 |
| Ecuador | 3,000 | 2,247 | 753 | 6,319 | 906 | 31-May-24 | 30-May-28 |
| Egypt | 6,112 | 4,614 | 1,497 | 9,450 | 464 | 16-Dec-22 | 15-Oct-26 |
| Honduras | 416 | 357 | 59 | 202 | 81 | 21-Sep-23 | 20-Sep-26 |
| Jordan | 926 | 684 | 242 | 1,484 | 433 | 10-Jan-24 | 09-Jan-28 |
| Kenya | 1,809 | 290 | 1,519 | 1,519 | 280 | 02-Apr-21 | 01-Apr-25 |
| Mauritania | 43 | 17 | 26 | 26 | 20 | 25-Jan-23 | 24-Jul-26 |
| Moldova | 396 | 107 | 289 | 372 | 216 | 20-Dec-21 | 19-Oct-25 |
| Pakistan | 5,320 | 4,560 | 760 | 6,690 | 329 | 25-Sep-24 | 24-Oct-27 |
| Papua New Guinea | 456 | 305 | 151 | 151 | 57 | 22-Mar-23 | 21-May-26 |
| Senegal | 755 | 539 | 216 | 647 | 200 | 26-Jun-23 | 25-Jun-26 |
| Seychelles | 42 | 24 | 18 | 88 | 384 | 31-May-23 | 30-May-26 |
| Sri Lanka | 2,286 | 1,524 | 762 | 1,322 | 228 | 20-Mar-23 | 19-Mar-27 |
| Suriname | 431 | 94 | 337 | 337 | 262 | 22-Dec-21 | 31-Mar-25 |
| Ukraine | 11,608 | 5,100 | 6,508 | 10,620 | 528 | 31-Mar-23 | 30-Mar-27 |
| Flexible Credit Line (4) | 47,064 | 47,064 | -- | 2,881 | | | |
| Chile 3/ | 10,466 | 10,466 | -- | -- | -- | 27-Aug-24 | 26-Aug-26 |
| Colombia 3/ | 6,134 | 6,134 | -- | 2,344 | 115 | 26-Apr-24 | 25-Apr-26 |
| Mexico 3/ | 26,738 | 26,738 | -- | -- | -- | 15-Nov-23 | 14-Nov-25 |
| Morocco 3/ 4/ | 3,726 | 3,726 | -- | 538 | 60 | 03-Apr-23 | 02-Apr-25 |
| Precautionary and Liquidity Line (2) | 1,134 | 931 | 203 | 433 | | | |
| Jamaica 3/ | 728 | 728 | -- | 195 | 51 | 01-Mar-23 | 28-Feb-25 |
| North Macedonia 3/ | 407 | 203 | 203 | 239 | 170 | 21-Nov-22 | 20-Nov-24 |
| Total Current GRA Arrangements (30) | 120,215 | 72,496 | 47,719 | 78,560 | | | |
| Memorandum Items: | | | | | | | |
| Credit outstanding from members without current arrangement and outright disbursements. | | | | | 8,973 | | |
| Total Credit Outstanding. | | | | | 87,533 | | |

1/ -- Indicates zero value, zero indicates amounts less than SDR 0.5 million. Totals may not add due to rounding.

2/ Includes Credit Outstanding under expired arrangements and outright disbursements.

3/ The undrawn commitment of the arrangement is treated as precautionary by the authorities.

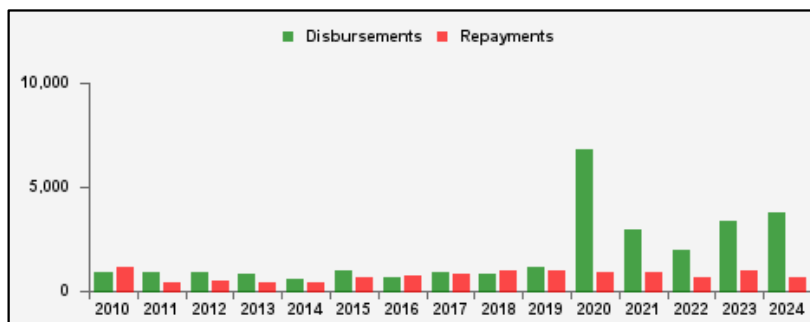
4/ Morocco made purchases under its previous Precautionary and Liquidity Line (PLL) expired in April 2020, of which SDR 537.7 million remains outstanding.

Table 3a. Use of Concessional PRGT Resources 1/

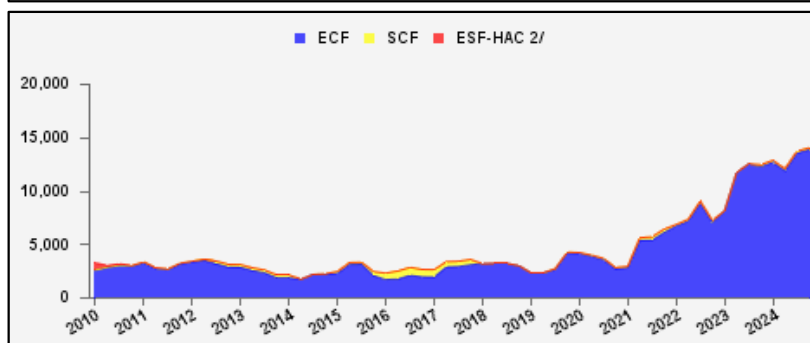
as of November 15, 2024

(In millions of SDRs, unless indicated otherwise)

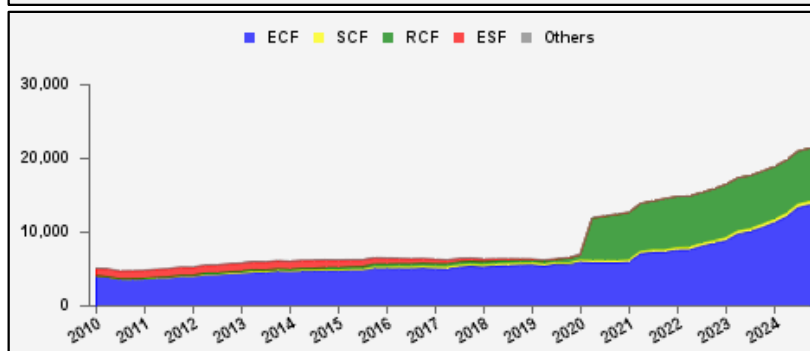
| PRGT Lending (Calendar year to date) | SDR | USD |
|--------------------------------------|---------|---------|
| Disbursements | 3,781.6 | 4,971.2 |
| Repayments | 623.9 | 820.2 |
| Commitments Approved | 4,039.1 | 5,309.8 |



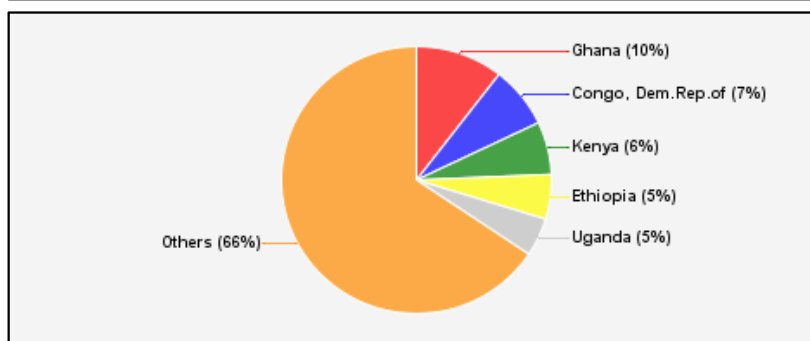
| Commitments Under Current PRGT Arrangements | Number of | SDR | USD |
|---|-----------|----------|----------|
| Extended Credit Facility (ECF) | 31 | 13,863.6 | 18,225.0 |
| Standby Credit Facility (SCF) | 1 | 200.3 | 263.2 |
| Total Current Arrangements | 32 | 14,063.9 | 18,488.2 |



| Loans Outstanding by Facility | SDR | USD |
|--|----------|----------|
| Extended Credit Facility (ECF) | 13,716.3 | 18,031.3 |
| Standby Credit Facility (SCF) | 471.7 | 620.0 |
| Rapid Credit Facility (RCF) | 7,224.8 | 9,497.7 |
| (former) Exogenous Shocks Facility (ESF) | -- | -- |
| Others 3/ | -- | -- |
| Total Loans Outstanding | 21,412.8 | 28,149.0 |



| Largest 5 Exposures 4/ | Loans Outstanding | |
|------------------------|-------------------|-----------------|
| | SDR | As a % of quota |
| Ghana | 2,245.3 | 304 |
| Congo, Dem.Rep.of | 1,599.0 | 150 |
| Kenya | 1,367.2 | 252 |
| Ethiopia | 1,156.0 | 384 |
| Uganda | 992.8 | 275 |



1/ Figures highlighted in blue changed from previous issued report; -- Indicates zero value, zero indicates amounts less than SDR 0.05 million. Totals may not add due to rounding.

2/ The last commitment under the old ESF-HAC Facility expired on December 3, 2011.

3/ Includes outstanding and overdue loans under the (former) Structural Adjustment Facility and Trust Fund.

4/ Members with current arrangements are bolded.

Table 3b. Current Financial Arrangements (PRGT)

as of November 15, 2024

(In millions of SDRs, unless indicated otherwise) 1/

| Member | Amount Committed | Amount Undrawn | Amount Drawn | Loans Outstanding | | Period of Arrangement | |
|---|------------------|----------------|--------------|-------------------|-----------------|-----------------------|-----------------|
| | | | | Amount 2/ | As a % of Quota | Effective Date | Expiration Date |
| Extended Credit Facility (31) | 13,864 | 6,704 | 7,159 | 14,811 | | | |
| Bangladesh | 823 | 353 | 470 | 684 | 64 | 30-Jan-23 | 29-Jul-26 |
| Benin | 161 | 28 | 133 | 345 | 278 | 08-Jul-22 | 07-Jan-26 |
| Burkina Faso | 229 | 181 | 48 | 311 | 258 | 21-Sep-23 | 20-Sep-27 |
| Burundi | 200 | 154 | 46 | 101 | 65 | 17-Jul-23 | 16-Sep-26 |
| Cabo Verde | 45 | 9 | 36 | 60 | 252 | 15-Jun-22 | 14-Jun-25 |
| Cameroon | 198 | 37 | 161 | 774 | 280 | 29-Jul-21 | 28-Jul-25 |
| Central African Rep. | 147 | 98 | 49 | 215 | 193 | 27-Apr-23 | 26-Jun-26 |
| Comoros | 32 | 21 | 11 | 17 | 93 | 01-Jun-23 | 31-May-27 |
| Congo, Rep. of | 324 | 32 | 292 | 324 | 200 | 21-Jan-22 | 20-Jan-25 |
| Cote d'Ivoire | 867 | 496 | 372 | 857 | 132 | 24-May-23 | 23-Sep-26 |
| Ethiopia | 2,556 | 1,534 | 1,022 | 1,156 | 384 | 29-Jul-24 | 28-Jul-28 |
| Gambia | 75 | 58 | 17 | 110 | 178 | 12-Jan-24 | 11-Jan-27 |
| Ghana | 2,242 | 1,070 | 1,172 | 2,245 | 304 | 17-May-23 | 16-May-26 |
| Guinea-Bissau | 40 | 15 | 25 | 49 | 171 | 30-Jan-23 | 29-Jan-26 |
| Honduras | 208 | 178 | 30 | 160 | 64 | 21-Sep-23 | 20-Sep-26 |
| Kenya | 905 | 80 | 824 | 1,367 | 252 | 02-Apr-21 | 01-Apr-25 |
| Liberia | 155 | 151 | 4 | 154 | 59 | 25-Sep-24 | 24-Jan-28 |
| Madagascar | 257 | 220 | 37 | 649 | 266 | 21-Jun-24 | 20-Jun-27 |
| Malawi | 132 | 105 | 26 | 319 | 230 | 15-Nov-23 | 14-Nov-27 |
| Mauritania | 21 | 9 | 13 | 235 | 182 | 25-Jan-23 | 24-Jul-26 |
| Moldova | 198 | 38 | 160 | 250 | 145 | 20-Dec-21 | 19-Apr-25 |
| Mozambique | 341 | 91 | 250 | 554 | 244 | 09-May-22 | 08-May-25 |
| Nepal | 282 | 94 | 188 | 352 | 225 | 12-Jan-22 | 11-Jan-26 |
| Niger | 197 | 39 | 158 | 362 | 275 | 08-Dec-21 | 07-Dec-25 |
| Papua New Guinea | 228 | 153 | 75 | 339 | 129 | 22-Mar-23 | 21-May-26 |
| Senegal | 378 | 270 | 108 | 410 | 127 | 26-Jun-23 | 25-Jun-26 |
| Sierra Leone | 187 | 152 | 35 | 358 | 173 | 31-Oct-24 | 30-Dec-27 |
| Somalia | 75 | 38 | 38 | 80 | 49 | 19-Dec-23 | 18-Dec-26 |
| Tanzania | 796 | 340 | 455 | 853 | 215 | 18-Jul-22 | 17-May-26 |
| Togo | 294 | 242 | 51 | 271 | 185 | 01-Mar-24 | 31-Aug-27 |
| Zambia | 1,272 | 419 | 853 | 853 | 87 | 31-Aug-22 | 30-Oct-25 |
| Standby Credit Facility (1) | 200 | 67 | 134 | 308 | | | |
| Rwanda | 200 | 67 | 134 | 308 | 192 | 14-Dec-23 | 13-Feb-25 |
| Total Current PRGT Arrangements (32) | 14,064 | 6,771 | 7,293 | 15,119 | | | |
| Memorandum Items: | | | | | | | |
| | | | | 6,294 | | | |
| | | | | 21,413 | | | |

1/ -- Indicates zero value, zero indicates amounts less than SDR 0.5 million. Totals may not add due to rounding.

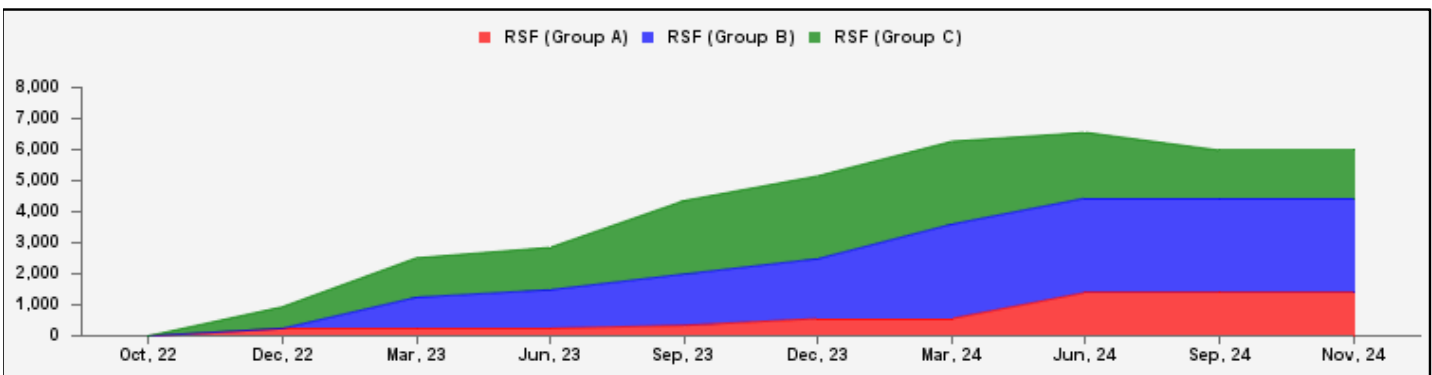
2/ Includes Loans Outstanding under expired arrangements and outright loans.

Table 4a. Use of RST Resources 1/
as of November 15, 2024
(In millions of SDRs, unless indicated otherwise)

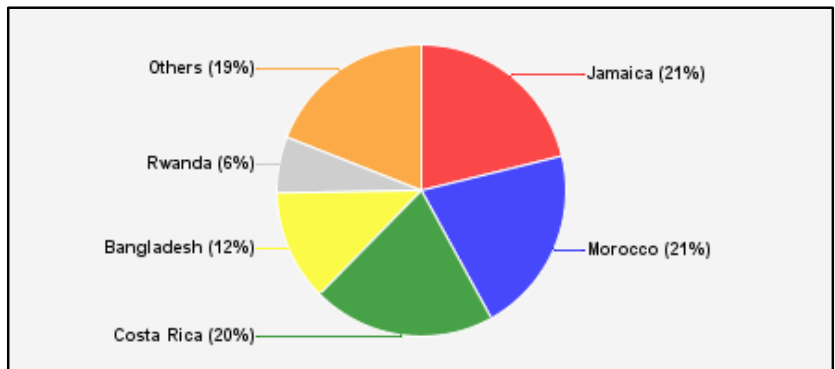
| RST Lending (Calendar year to date) | SDR | USD |
|--|---------|---------|
| Disbursements | 2,100.6 | 2,761.4 |
| Repayments | -- | -- |
| Commitments Approved | 1,954.7 | 2,569.6 |

| Commitments Under Current RST Arrangements by Interest Rate Group 2/ | Number of | SDR | USD | Loans Outstanding by Interest Rate Group | SDR | USD |
|---|-----------|---------|---------|--|---------|---------|
| Resilience and Sustainability Facility (Group A) | 6 | 1,397.0 | 1,836.5 | Resilience and Sustainability Facility (Group A) | 222.8 | 292.8 |
| Resilience and Sustainability Facility (Group B) | 7 | 3,041.3 | 3,998.1 | Resilience and Sustainability Facility (Group B) | 665.2 | 874.5 |
| Resilience and Sustainability Facility (Group C) | 5 | 1,540.2 | 2,024.7 | Resilience and Sustainability Facility (Group C) | 1,821.0 | 2,393.8 |
| Total Current Arrangements | 18 | 5,978.5 | 7,859.3 | Total Loans Outstanding | 2,708.9 | 3,561.2 |

RST Commitments 3/



| Largest 5 Exposures 4/ | Loans Outstanding | |
|-------------------------------|-------------------|-----------------|
| | SDR | As a % of quota |
| Jamaica | 574.4 | 150 |
| Morocco | 562.5 | 63 |
| Costa Rica | 554.1 | 150 |
| Bangladesh | 333.4 | 31 |
| Rwanda | 168.4 | 105 |



1/ Figures highlighted in blue changed from previous issued report; -- Indicates zero value, zero indicates amounts less than SDR 0.05 million. Totals may not add due to rounding.

2/ The RSF has a tiered interest rate structure that differentiates financing terms across groups of countries (Group A, B, and C) with lower income members benefiting from more concessional terms. For details of the RST's tiered interest rate structure refer to the RST instrument (Attachment A, IMF Executive Board Decision No. 17231-(22/37) April 13, 2022, as amended).

3/ On October 12, 2022, the IMF's Managing Director announced that the RST has become operational, and the first RSF arrangement was approved on November 14, 2022.

4/ Members with current arrangements are bolded.

Table 4b. Current Financial Arrangements (RST)

as of November 15, 2024

(In millions of SDRs, unless indicated otherwise) 1/

| Member 2/ | Amount Committed | Amount Undrawn | Amount Drawn | Loans Outstanding | | Period of Arrangement | |
|--|------------------|----------------|--------------|-------------------|-----------------|-----------------------|-----------------|
| | | | | Amount 3/ | As a % of Quota | Effective Date | Expiration Date |
| Resilience and Sustainability Facility (Group A) (6) 4/ | 1,397 | 1,174 | 223 | 223 | | | |
| Cabo Verde | 24 | 18 | 5 | 5 | 22 | 11-Dec-23 | 14-Jun-25 |
| Madagascar | 244 | 244 | -- | -- | -- | 21-Jun-24 | 20-Jun-27 |
| Mauritania | 193 | 178 | 15 | 15 | 12 | 19-Dec-23 | 24-Jul-26 |
| Niger | 99 | 64 | 34 | 34 | 26 | 05-Jul-23 | 07-Dec-25 |
| Rwanda | 240 | 72 | 168 | 168 | 105 | 12-Dec-22 | 11-Dec-25 |
| Tanzania | 597 | 597 | -- | -- | -- | 20-Jun-24 | 17-May-26 |
| Resilience and Sustainability Facility (Group B) (7) 4/ | 3,041 | 2,376 | 665 | 665 | | | |
| Bangladesh | 1,000 | 667 | 333 | 333 | 31 | 30-Jan-23 | 29-Jul-26 |
| Benin | 149 | 129 | 20 | 20 | 16 | 14-Dec-23 | 07-Jan-26 |
| Cameroon | 138 | 104 | 35 | 35 | 13 | 29-Jan-24 | 28-Jul-25 |
| Cote d'Ivoire | 976 | 915 | 61 | 61 | 9 | 15-Mar-24 | 23-Sep-26 |
| Kenya | 407 | 271 | 136 | 136 | 25 | 17-Jul-23 | 01-Apr-25 |
| Moldova | 129 | 97 | 32 | 32 | 19 | 06-Dec-23 | 19-Oct-25 |
| Senegal | 243 | 194 | 49 | 49 | 15 | 26-Jun-23 | 25-Jun-26 |
| Resilience and Sustainability Facility (Group C) (5) 4/ | 1,540 | 848 | 693 | 693 | | | |
| Barbados | 142 | 57 | 85 | 85 | 90 | 07-Dec-22 | 06-Dec-25 |
| Kosovo | 62 | 23 | 39 | 39 | 47 | 25-May-23 | 24-May-25 |
| Morocco | 1,000 | 438 | 563 | 563 | 63 | 28-Sep-23 | 02-Apr-25 |
| Paraguay | 302 | 302 | -- | -- | -- | 19-Dec-23 | 20-Nov-25 |
| Seychelles | 34 | 28 | 6 | 6 | 27 | 31-May-23 | 30-May-26 |
| Total Current RST Arrangements (18) | 5,978 | 4,398 | 1,580 | 1,580 | | | |
| Memorandum Items: | | | | | | | |
| Credit outstanding from members without current arrangement. | | | | | 1,128 | | |
| Total Credit Outstanding. | | | | | 2,709 | | |

1/ -- Indicates zero value, zero indicates amounts less than SDR 0.5 million. Totals may not add due to rounding.

2/ Details of members' concurrent GRA and/or PRGT arrangements are on Table 2b and Table 3b respectively, except for those members with a RSF that was approved concurrently with a Policy Coordination Instrument (PCI) or Policy Support Instrument (PSI) which are non-financing instruments.

3/ Includes Loans Outstanding under expired arrangements, if applicable.

4/ Under the Resilience and Sustainability Facility's (RSF) tiered interest rate structure that differentiates financing terms across groups of countries, interest is charged on credit outstanding for Group A, B, and C countries at the SDR interest rate +55 basis points (capped at 2.25%), +75 basis points, and +95 basis points respectively. For details of the RST's tiered interest rate structure refer to the RST instrument (Attachment A, IMF Executive Board Decision No. 17231-(22/37) April 13, 2022, as amended).