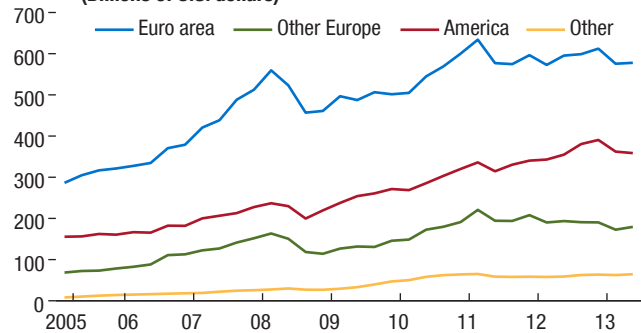


Figure 2.5. Trends in Latin America and Europe

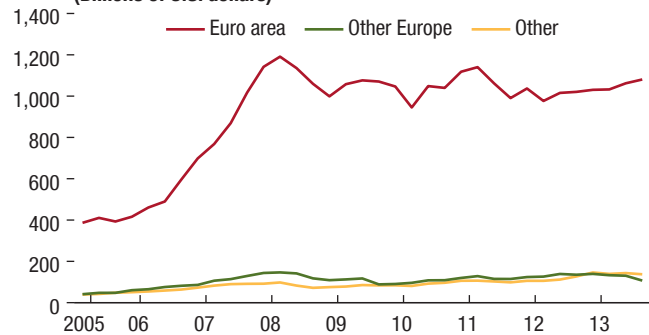
1. Foreign Claims on Emerging Market and Developing Latin America and the Caribbean, by Home Country of Banks (Billions of U.S. dollars)



Sources: Bank for International Settlements, Consolidated Banking Statistics; and IMF staff calculations.

Note: Based on ultimate risk basis data. "America" consists of Canada, Chile, and the United States. "Other" consists of Australia, India, Japan, and Turkey.

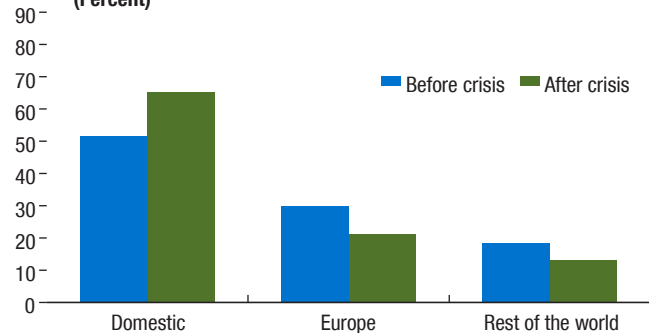
2. Foreign Claims on Emerging Market and Developing Europe, by Home Country (Billions of U.S. dollars)



Sources: Bank for International Settlements, Consolidated Banking Statistics; and IMF staff calculations.

Note: Based on ultimate risk basis data. "Other" consists of Australia, Canada, Chile, India, Japan, Turkey, and the United States.

3. Geographic Breakdown of Assets of European Banks (Percent)



Sources: Datastream/Worldscope; and IMF staff calculations.

Note: Average geographic breakdown of European banks' assets as a percentage of their total assets before and after the global financial crisis (from 2002 to 2007 and from 2008 to 2013, respectively).