



Improvements in East African Statistics through Capacity Development

EAC Secretariat – IMF AFE Press Conference

Arusha, Tanzania – November 1, 2016

Dr. Louis Marc Ducharme

Reproductions of this material, or any parts of it, should refer to the IMF Statistics Department as the source.




Improvements in East African Statistics through Capacity Development

IMF Technical Assistance in East Africa

- 1) Overview
- 2) National Accounts
- 3) Government Finance Statistics
- 4) Achievements and Next steps

System of National Accounts 2008



European Commission



International Monetary Fund



Organisation for Economic Co-operation and Development



United Nations



World Bank

MANUAL

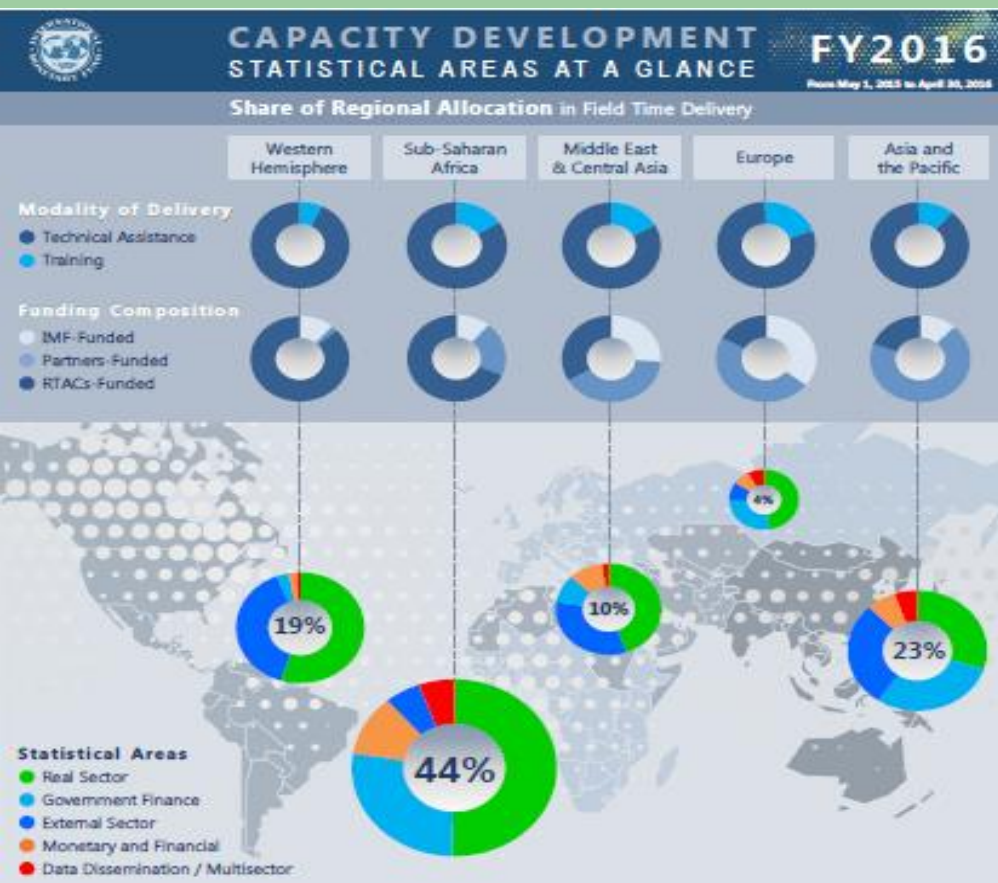


GOVERNMENT FINANCE
STATISTICS MANUAL 2014

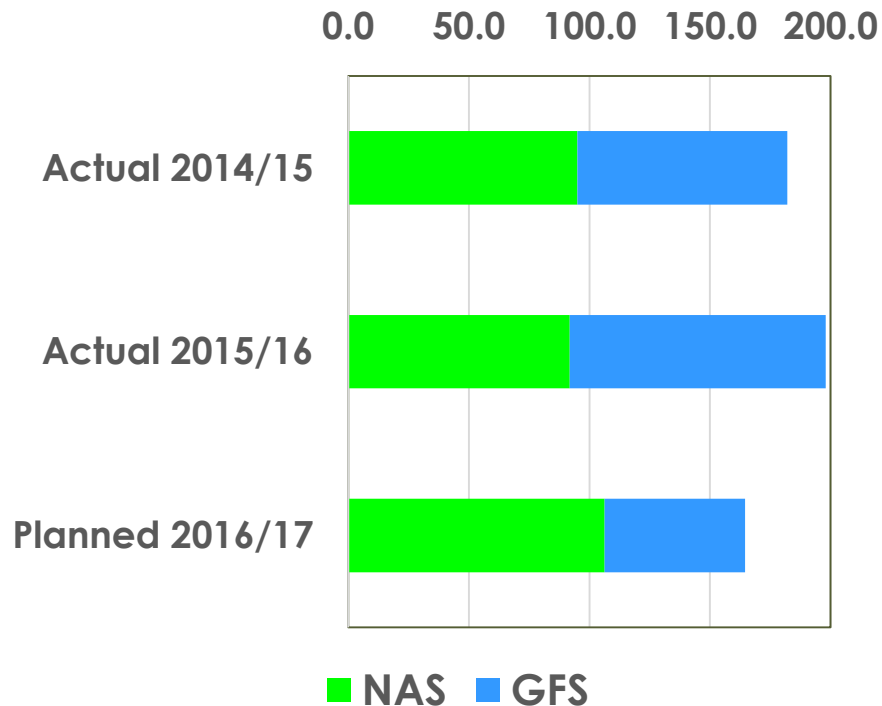
INTERNATIONAL MONETARY FUND



Capacity Development in East Africa



AFE Capacity Development in Number of Field Person Weeks



Statistical capacity developed through: country ownership; well-conceived Results-Based Management Work Plans; and continuous engagement (regional workshops, national training, and technical assistance missions). Graphics prepared by IMF staff.



National Accounts Statistics (NAS) Program

- Timely**
 - Accelerate annual GDP compilation and dissemination, and produce quarterly NAS.
- Comprehensive**
 - Improve and expand the scope of NAS that were being compiled.
- Comparable**
 - Align NAS for all EAC Partner States with the international standard—initially the *SNA 1993*, and later the *SNA 2008*.

Rebasing GDP

		Kenya (2013)	Tanzania (2013)	Uganda (2013/14)
1	Change in base year	From 2001 to 2009	From 2001 to 2007	From 2002 to 2009/10
2	GDP Old Series (in billion)	\$44.1	\$33.3	\$21.5
3	GDP New Series (in billion)	\$55.2	\$43.8	\$24.7
4	Percent Change	25.3	27.8	13.1

Source: Brookings Institute.



Government Finance Statistics (GFS) Program

EAMU

- 2013 East African Monetary Union Protocol included key fiscal criteria and 2021 deadline for monitoring compliance.

Gap

- There were wide gaps in required fiscal and debt statistics.

Data

- Operational focus of the program: produce timely, comprehensive, and comparable GFS for monitoring regional convergence.

In 2013:

Timely

- No EAC Partner State was producing timely GFS.

Comprehensive

- Partner States were producing GFS mainly for budgetary central government. Spotty reporting of public sector debt statistics.

Comparable

- No Partner State was producing GFS according to the international standard—the *GFSM 2014*.



NAS Achievements

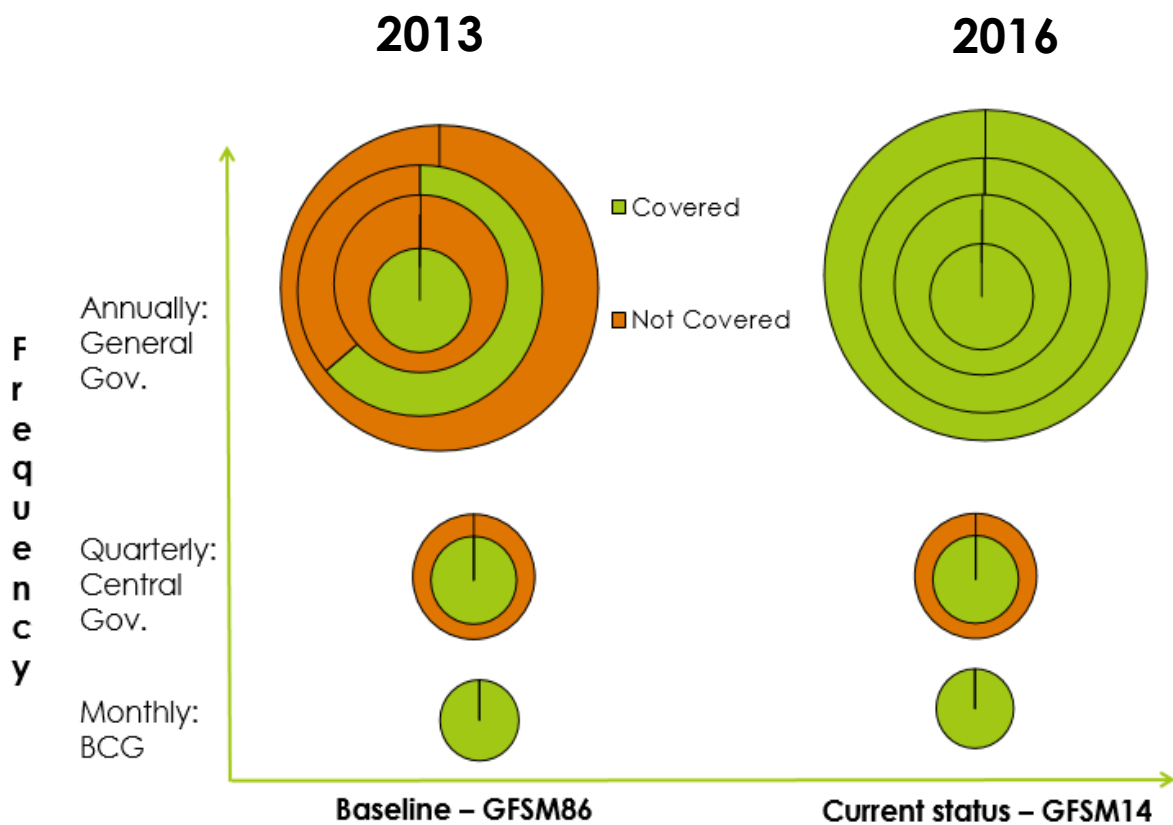
		Kenya	Rwanda	Tanzania	Uganda
1	Annual GDP (Production)	•	•	•	•
2	Quarterly GDP (Production)	•	•	•	•
3	Annual GDP (Expenditure)	•	•	•	•
4	Quarterly GDP (Expenditure)		•		
5	Consumer Price Indices	•	•	•	•
6	Producer Price Indices	•	•	•	•
7	Trade Price Indices			•	

- **Quarterly GDP on a production basis**
- **Manufacturing PPIs**
- **Regularized and harmonized rebasing of GDP**

Source: Statistics from countries, graphics prepared by IMF staff.



GFS Achievements



**EAC GUIDELINES ON
COMPILATION OF
GOVERNMENT FINANCE
AND PUBLIC SECTOR DEBT
STATISTICS - 2015**

www.eac.int

Source: Statistics on pre- and post-capacity development program coverage provided by Partner States' GFS Technical Working Groups; graphics prepared by IMF staff.



Next Steps

Data Collection and Compilation Systems

- Automate data collection and compilation systems, particularly for high-frequency statistics

Data Harmonization and Quality

- Improve quality and comparability

Data Dissemination

- Emphasize dissemination - positive impact on policy decision-making and investment decisions



Thank you