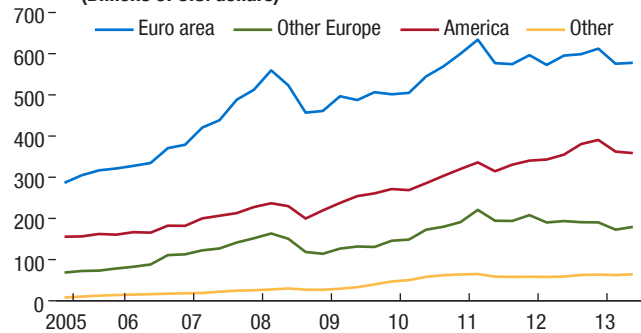


**Figure 2.5. Trends in Latin America and Europe**

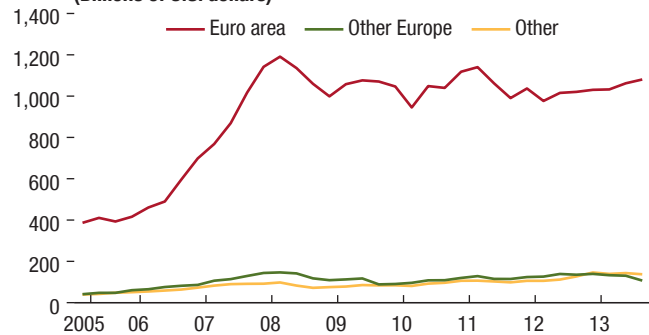
**1. Foreign Claims on Emerging Market and Developing Latin America and the Caribbean, by Home Country of Banks (Billions of U.S. dollars)**



Sources: Bank for International Settlements, Consolidated Banking Statistics; and IMF staff calculations.

Note: Based on ultimate risk basis data. "America" consists of Canada, Chile, and the United States. "Other" consists of Australia, India, Japan, and Turkey.

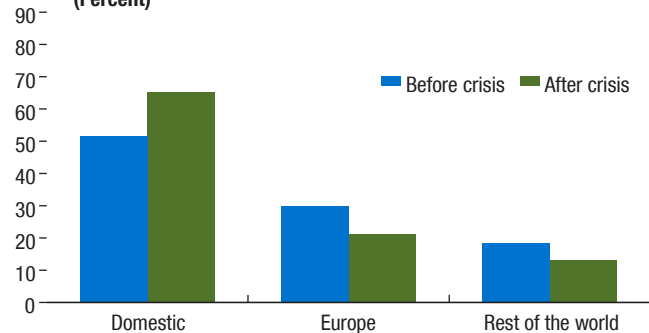
**2. Foreign Claims on Emerging Market and Developing Europe, by Home Country (Billions of U.S. dollars)**



Sources: Bank for International Settlements, Consolidated Banking Statistics; and IMF staff calculations.

Note: Based on ultimate risk basis data. "Other" consists of Australia, Canada, Chile, India, Japan, Turkey, and the United States.

**3. Geographic Breakdown of Assets of European Banks (Percent)**



Sources: Datastream/Worldscope; and IMF staff calculations.

Note: Average geographic breakdown of European banks' assets as a percentage of their total assets before and after the global financial crisis (from 2002 to 2007 and from 2008 to 2013, respectively).