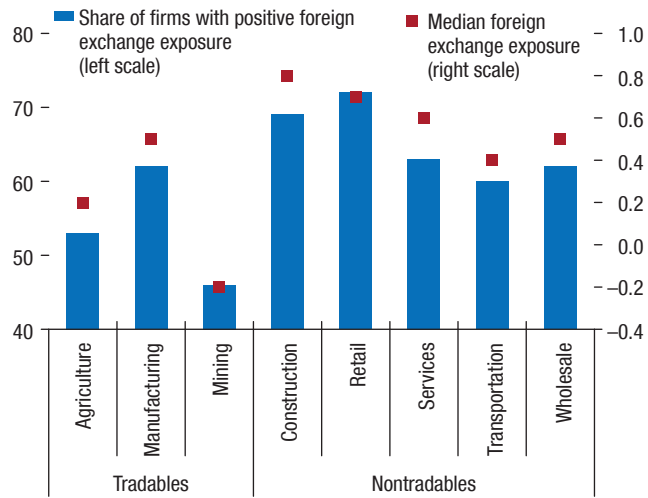
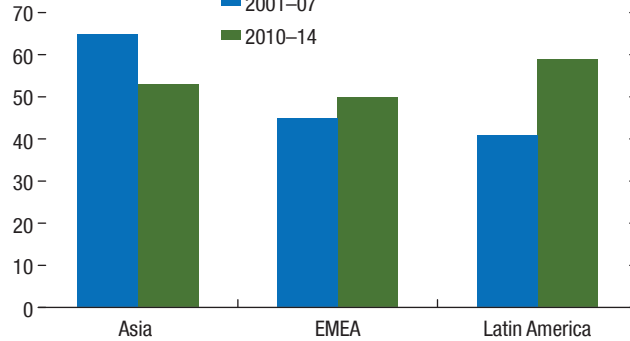


Figure 3.6. Foreign Exchange Exposures in Emerging Market Economies (Listed Firms)

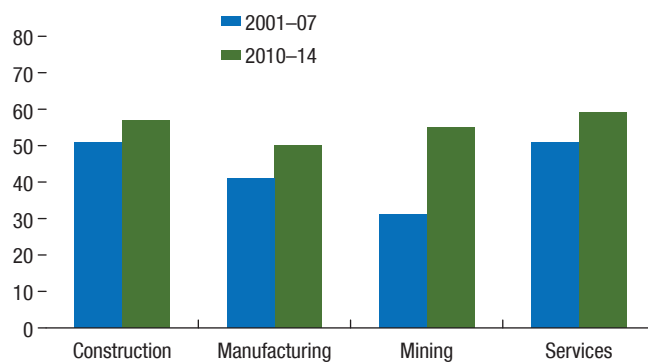
1. Foreign Exchange Exposure by Sector, 2001–14 (Percent)



2. Share of Firms with Positive Foreign Exchange Exposure, by Region (Percent)



3. Share of Non-Asian Firms with Positive Foreign Exchange Exposure (Percent)



Sources: IMF, Information Notice System; Thomson Reuters Datastream; Thomson Reuters Worldscope; and IMF staff estimates.
 Note: EMEA = Europe, Middle East, and Africa.