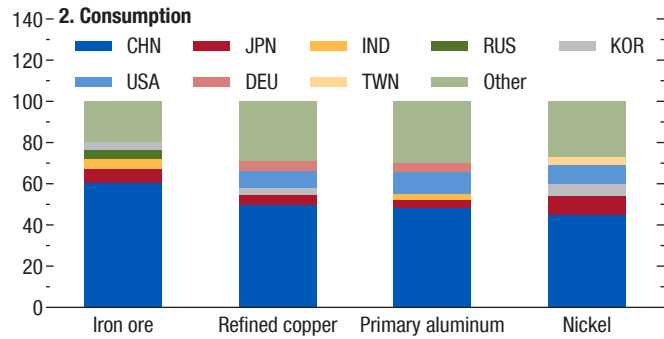
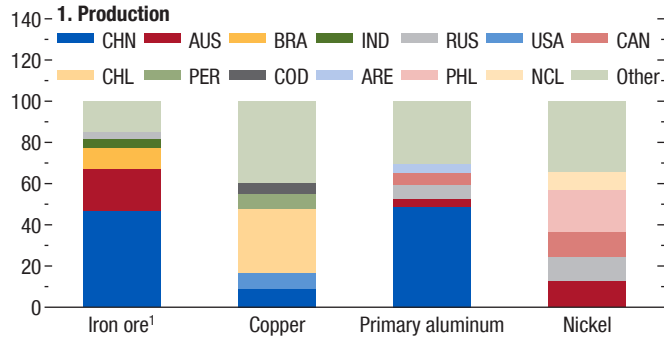
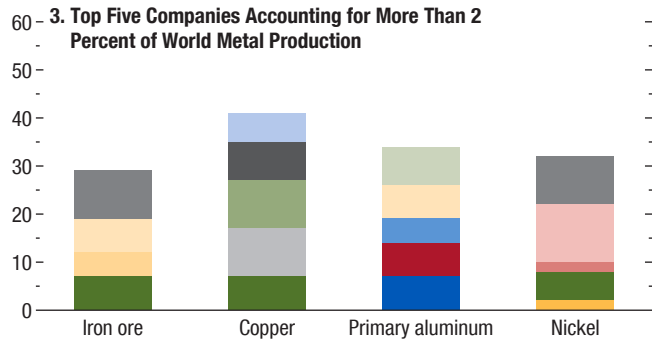


Figure 1.SF.3. Production and Consumption of Metals
(Percent of world production or consumption)

World Metal Production and Consumption by Country, 2014



World Metal Production by Company



Sources: Bloomberg, L.P.; World Bureau of Metal Statistics; and IMF staff calculations.

Note: Data labels in the figure use International Organization for Standardization (ISO) country codes.

¹Mine production for China is based on crude ore, rather than usable ore, which is reported for the other countries.